



US00D968316S

(12) **United States Design Patent** (10) **Patent No.:** **US D968,316 S**
Fontaine et al. (45) **Date of Patent:** **** Nov. 1, 2022**

(54) **TIRE SIDEWALL**
(71) Applicant: **The Goodyear Tire & Rubber Company**, Akron, OH (US)
(72) Inventors: **Sebastien Willy Fontaine**, Vichten (LU); **Christophe Balducci**, Brehain la ville (FR)
(73) Assignee: **The Goodyear Tire & Rubber Company**, Akron, OH (US)
(**) Term: **15 Years**
(21) Appl. No.: **29/762,164**

D602,427 S 10/2009 Takahashi
D606,933 S 12/2009 Palma et al.
D608,273 S 1/2010 Scheifele et al.
D608,275 S 1/2010 Maxwell
D610,978 S 3/2010 Harvey et al.
D610,979 S 3/2010 Maxwell et al.
D610,981 S 3/2010 Shondel
D611,403 S * 3/2010 Kuwano D12/605
D628,959 S 12/2010 Harvey
D638,783 S 5/2011 Endou et al.
D638,784 S 5/2011 Scheifele
D640,187 S 6/2011 Fontaine
D650,323 S 12/2011 Morito et al.
D655,671 S 3/2012 Yasunaga
D656,089 S * 3/2012 Miyazaki D12/605
D656,090 S 3/2012 Sato
D662,466 S * 6/2012 Takano D12/605
(Continued)

(22) Filed: **Dec. 15, 2020**
(51) **LOC (13) Cl.** **12-15**
(52) **U.S. Cl.**
USPC **D12/605**
(58) **Field of Classification Search**
USPC D12/604, 605
CPC B60C 13/00; B60C 1/00
See application file for complete search history.

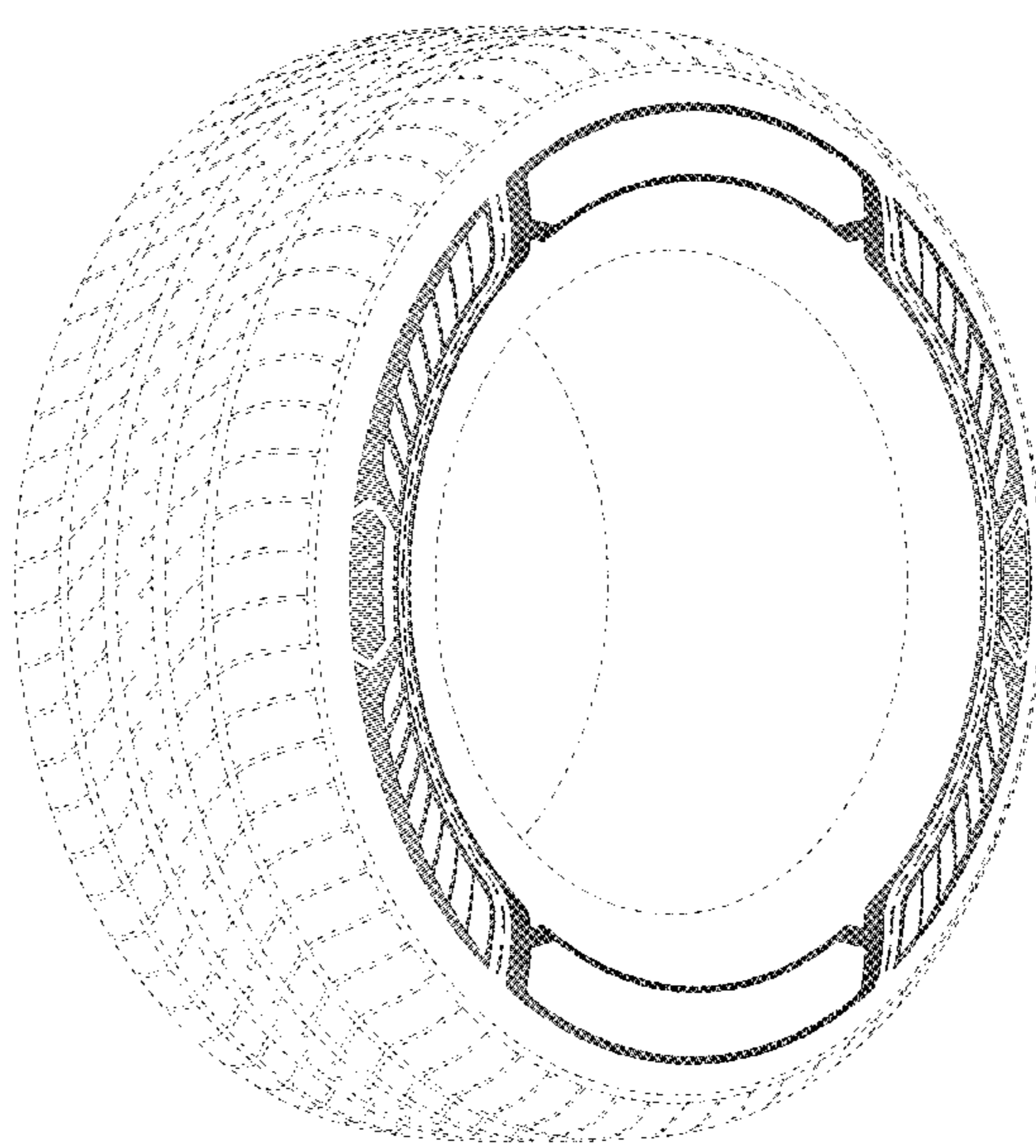
(56) **References Cited**
U.S. PATENT DOCUMENTS
D385,834 S * 11/1997 Ratliff, Jr. D12/605
D503,146 S 3/2005 Maxwell et al.
D517,003 S 3/2006 Shondel
D541,211 S 4/2007 Shondel et al.
D569,792 S 5/2008 Holden et al.
D574,320 S 8/2008 Dixon
D581,352 S 11/2008 Harvey
D581,353 S 11/2008 Harvey
D581,354 S 11/2008 Harvey
D583,313 S 12/2008 Harvey
D585,016 S 1/2009 Weimer et al.
D585,017 S * 1/2009 Shondel D12/605
D585,018 S * 1/2009 Shondel D12/605
D588,529 S * 3/2009 Reese D12/605
D588,532 S 3/2009 Shondel

OTHER PUBLICATIONS
U.S. Appl. No. 29/752,524, filed Sep. 28, 2020, Fontaine.
Primary Examiner — Michelle E. Wilson
Assistant Examiner — Clese Moore, Jr.
(74) *Attorney, Agent, or Firm* — Robert N. Lipsik; June E. Rickey

(57) **CLAIM**
The ornamental design for a tire sidewall, as shown and described.

DESCRIPTION
FIG. 1 is a perspective view of a tire sidewall showing our new design; and,
FIG. 2 is a front elevational view thereof.
In the drawings, the broken lines showing of the tire tread, inner bead and the peripheral boundary between the tire tread and the sidewall in FIGS. 1 and 2 depict environmental subject matter and form no part of the claimed design.

1 Claim, 2 Drawing Sheets



(56)

References Cited

U.S. PATENT DOCUMENTS

D667,369 S 9/2012 Fontaine et al.
D671,066 S 11/2012 Morito
D683,695 S * 6/2013 Takeshima D12/605
D689,815 S * 9/2013 Kuwano D12/605
D695,211 S 12/2013 Yasunaga
D699,665 S 2/2014 Maxwell et al.
D700,886 S * 3/2014 Matsumoto D12/605
D709,821 S * 7/2014 Fujita D12/605
D711,816 S * 8/2014 Iwabuchi D12/605
D740,747 S * 10/2015 Sato D12/605
D768,067 S 10/2016 Kuwano
D773,988 S 12/2016 Itoi
D777,094 S 1/2017 Takahashi
D791,694 S 7/2017 Sato
D792,338 S * 7/2017 Itoi D12/605
D792,340 S * 7/2017 Iwabuchi D12/605
D801,263 S * 10/2017 Sato D12/605
D822,590 S 7/2018 Maxwell et al.
D823,785 S 7/2018 Noel et al.
D829,643 S * 10/2018 Mita D12/605
D829,644 S 10/2018 Morita
D829,645 S 10/2018 Morita
D847,736 S * 5/2019 Yasunaga D12/605
D848,357 S * 5/2019 Taniguchi D12/605
D848,359 S * 5/2019 Furusawa D12/605
D851,028 S * 6/2019 Mishima D12/605
D853,950 S * 7/2019 Kubota D12/605
D860,930 S * 9/2019 Ishii D12/605
D876,334 S 2/2020 Fontaine et al.
D876,335 S 2/2020 Fontaine et al.
D881,116 S * 4/2020 Sato D12/605
D886,731 S 6/2020 Fontaine et al.
D893,406 S 8/2020 Fontaine et al.
D897,274 S * 9/2020 Fontaine D12/605
D897,275 S * 9/2020 Fontaine D12/605

* cited by examiner

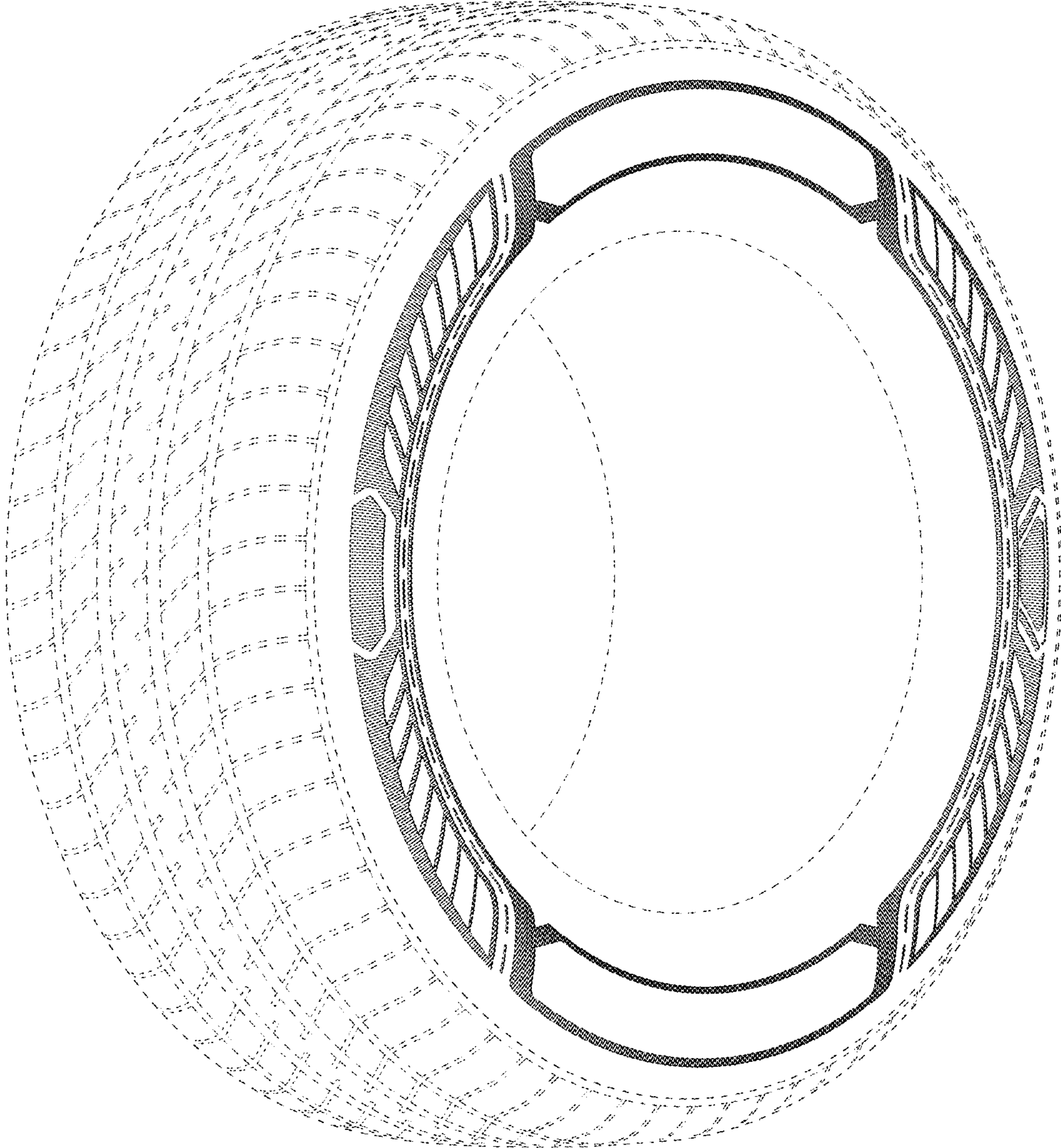


FIG - 1

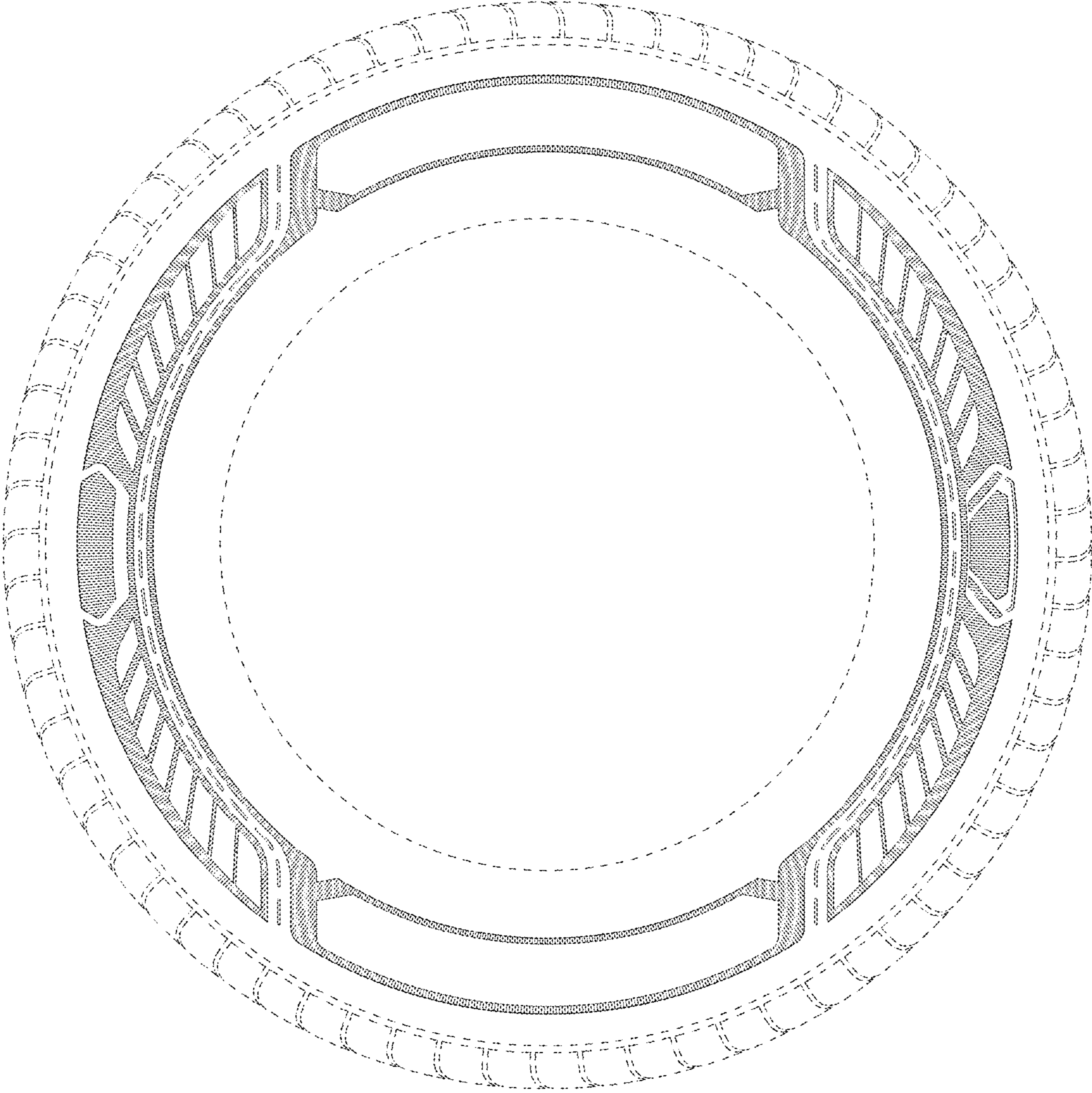


FIG - 2