



US00D968314S

(12) **United States Design Patent**
Schoepner

(10) **Patent No.:** **US D968,314 S**
(45) **Date of Patent:** **** Nov. 1, 2022**

- (54) **TIRE SIDEWALL**
- (71) Applicant: **The Goodyear Tire & Rubber Company, Akron, OH (US)**
- (72) Inventor: **Nicholas Thomas Schoepner, Canton, OH (US)**
- (73) Assignee: **The Goodyear Tire & Rubber Company, Akron, OH (US)**
- (**) Term: **15 Years**
- (21) Appl. No.: **29/761,399**
- (22) Filed: **Dec. 9, 2020**
- (51) **LOC (13) Cl.** **12-15**
- (52) **U.S. Cl.**
USPC **D12/605**
- (58) **Field of Classification Search**
USPC D12/604, 605
CPC B60C 13/00; B60C 1/00
See application file for complete search history.

D602,427 S	10/2009	Takahashi	
D605,583 S *	12/2009	Scheifele	D12/605
D608,274 S *	1/2010	Takahashi	D12/605
D614,123 S *	4/2010	Harvey	D12/605
D628,959 S *	12/2010	Harvey	D12/605
D629,745 S *	12/2010	Shondel	D12/605
D640,186 S *	6/2011	Miyazaki	D12/605
D650,323 S *	12/2011	Morito	D12/605
D656,089 S	3/2012	Miyazaki	
D662,871 S	7/2012	Miyazaki	
D668,603 S	10/2012	Iwabuchi	
D711,816 S	8/2014	Iwabuchi	
D726,645 S *	4/2015	Scheifele	D12/605
D726,646 S *	4/2015	Scheifele	D12/605
D730,274 S *	5/2015	Isola	D12/605
D732,468 S	6/2015	Schoepner et al.	
D734,716 S	7/2015	Rittweger	
D735,653 S	8/2015	Rittweger	
D739,344 S	9/2015	Kuwano	
D740,747 S	10/2015	Sato et al.	
D750,553 S	3/2016	Scheifele	

(Continued)

Primary Examiner — Michelle E. Wilson
Assistant Examiner — Clese Moore, Jr.
 (74) *Attorney, Agent, or Firm* — Robert N. Lipsik; June E. Rickey

(56) **References Cited**
 U.S. PATENT DOCUMENTS

D540,250 S	4/2007	Shondel	
D542,220 S *	5/2007	Shondel	D12/605
D543,496 S	5/2007	Shondel	
D543,499 S	5/2007	Shondel	
D543,932 S	6/2007	Shondel	
D547,261 S	7/2007	Shondel	
D549,165 S *	8/2007	Shondel	D12/605
D549,168 S	8/2007	Shondel	
D557,202 S	12/2007	Shondel	
D558,138 S	12/2007	Shondel	
D569,337 S *	5/2008	Iwabuchi	D12/605
D574,320 S *	8/2008	Dixon	D12/605
D585,016 S	1/2009	Weimer et al.	
D585,018 S *	1/2009	Shondel	D12/605
D588,529 S	3/2009	Reese	

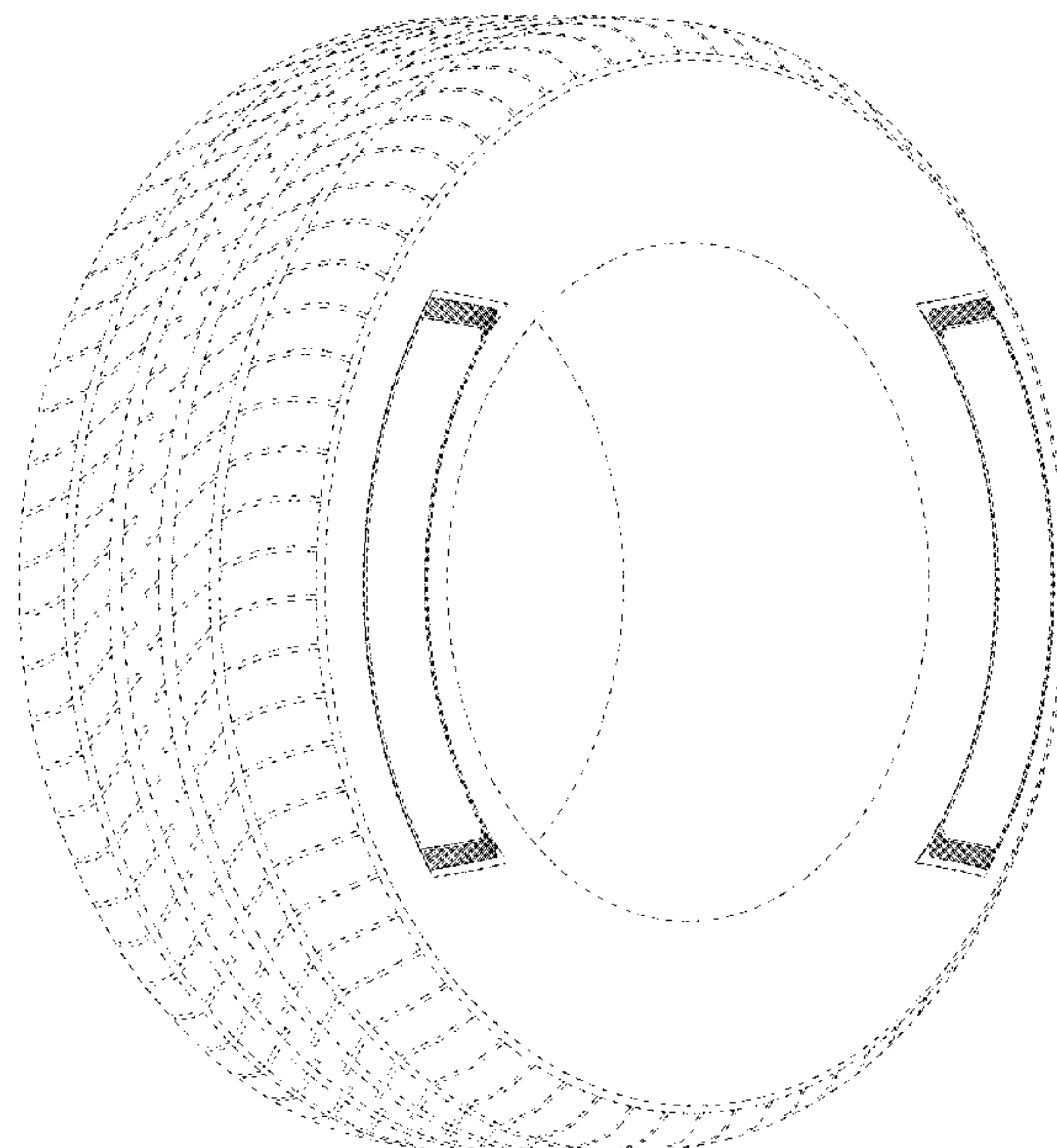
(57) **CLAIM**

The ornamental Design for a tire sidewall, as shown and described.

DESCRIPTION

FIG. 1 is a perspective view of a tire sidewall showing my new design; and,
 FIG. 2 is a front elevational view thereof.
 In the drawings, the broken lines showing of the tire tread, inner bead and the peripheral boundary between the tire tread and the sidewall in FIGS. 1 and 2 depict environmental subject matter and form no part of the claimed design.

1 Claim, 2 Drawing Sheets



(56)

References Cited

U.S. PATENT DOCUMENTS

D769,807	S	*	10/2016	Ishikawa	D12/605
D777,656	S		1/2017	Maxwell et al.	
D777,658	S		1/2017	Taniguchi	
D791,693	S		7/2017	Iwabuchi	
D792,339	S	*	7/2017	Taniguchi	D12/605
D792,843	S	*	7/2017	Taniguchi	D12/605
D798,805	S		10/2017	Schultz et al.	
D801,263	S		10/2017	Sato et al.	
D804,405	S		12/2017	Franks et al.	
D806,642	S		1/2018	Kuwano	
D817,860	S		5/2018	Maxwell et al.	
D823,785	S		7/2018	Noel et al.	
D829,163	S		9/2018	Ishikawa	
D829,643	S	*	10/2018	Mita	D12/605
D830,960	S	*	10/2018	Sato	D12/605
D848,356	S		5/2019	Maxwell	
D848,941	S	*	5/2019	Parr	D12/605
D851,028	S	*	6/2019	Mishima	D12/605
D852,734	S	*	7/2019	Tanaka	D12/605
D853,950	S		7/2019	Kubota et al.	
D865,657	S	*	11/2019	Miyazaki	D12/605
D869,386	S		12/2019	Maxwell et al.	
D876,332	S	*	2/2020	Scheifele	D12/605
D876,337	S		2/2020	Schoepner et al.	
D877,058	S	*	3/2020	Parr	D12/604
D893,408	S		8/2020	Kawagoe	
D906,953	S		1/2021	Kamada	

* cited by examiner

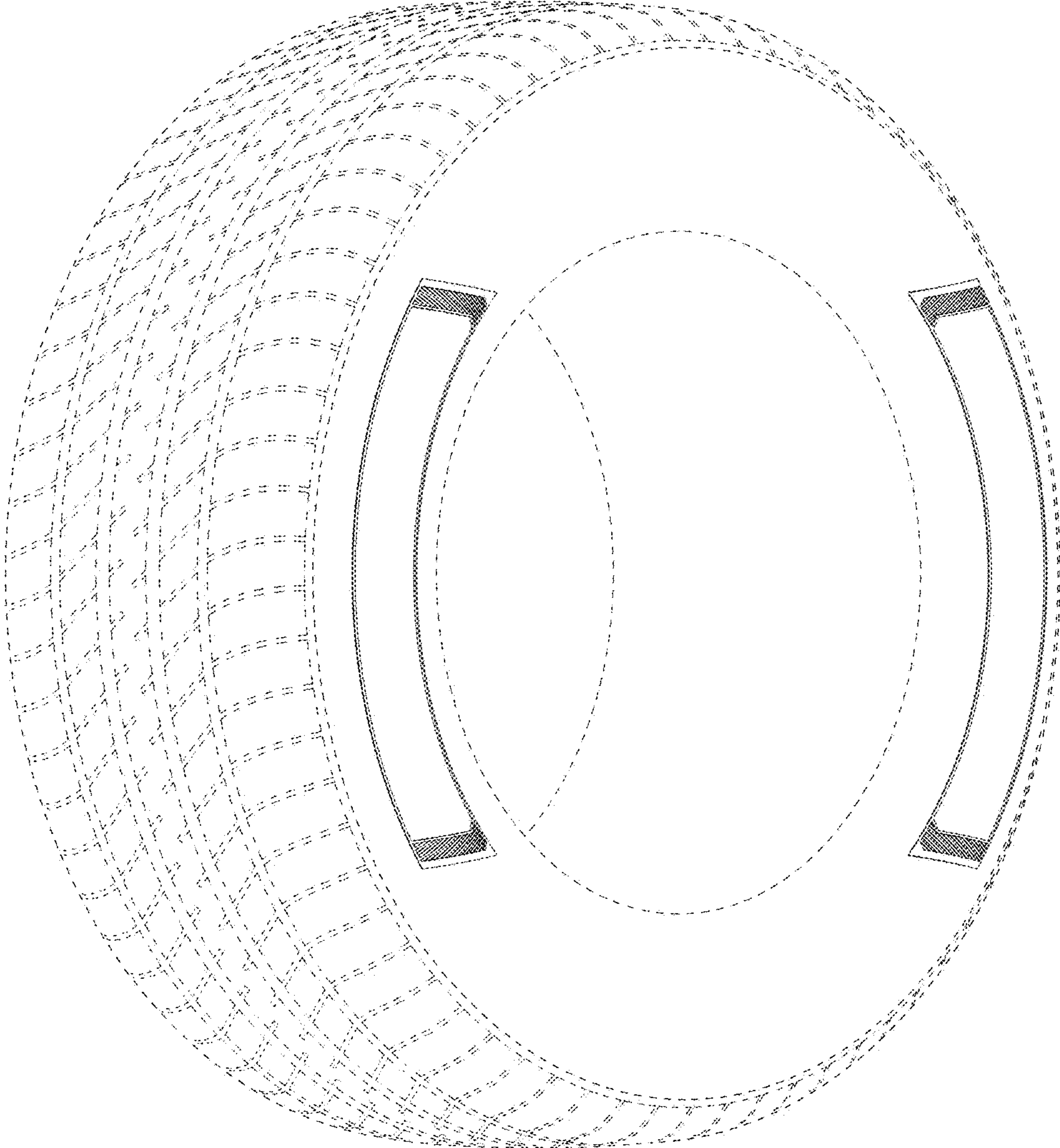


FIG - 1

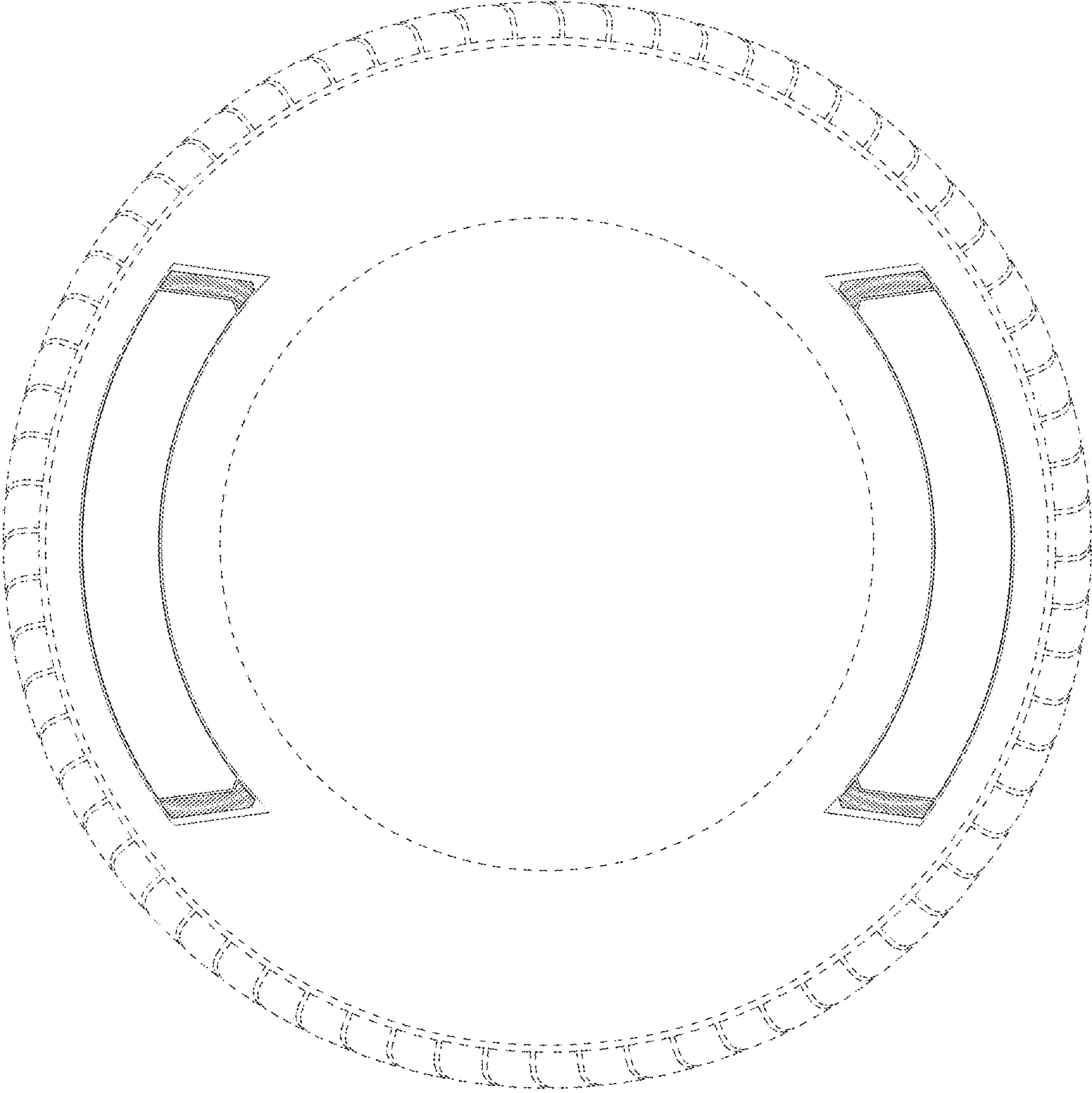


FIG - 2