



US00D968290S

(12) **United States Design Patent** (10) **Patent No.:** **US D968,290 S**
Yeh (45) **Date of Patent:** **** Nov. 1, 2022**

(54) **CAR SIDE SKIRT**

(74) *Attorney, Agent, or Firm* — Wayne IP LLC

(71) Applicant: **Chun-Hung Yeh**, Taiwan (CN)

(72) Inventor: **Chun-Hung Yeh**, Taiwan (CN)

(57) **CLAIM**

(**) Term: **15 Years**

The ornamental design for a car side skirt, as shown and described.

(21) Appl. No.: **29/803,789**

(22) Filed: **Aug. 16, 2021**

(51) **LOC (13) Cl.** **12-16**

(52) **U.S. Cl.**
USPC **D12/190**

(58) **Field of Classification Search**

USPC D12/190, 191, 182–184, 400, 181
CPC B62D 35/00; B62D 35/007; B62D 37/02
See application file for complete search history.

(56) **References Cited**

U.S. PATENT DOCUMENTS

D413,561 S *	9/1999	Kulla	D12/167
D418,468 S *	1/2000	Saleen	D12/203
D447,990 S *	9/2001	Yokomaku	D12/190
D464,596 S *	10/2002	Yokomaku	D12/190
D468,671 S *	1/2003	Tampi	D12/190
D472,861 S *	4/2003	Saleen	D12/196
D502,134 S *	2/2005	Chan	D12/196
D539,200 S *	3/2007	Chan	D12/190
D600,184 S *	9/2009	Baum	D12/190
D637,127 S *	5/2011	Faghihzadeh	D12/190
D754,580 S *	4/2016	Laviolette	D12/196
D811,301 S *	2/2018	Peat	D12/190
D878,265 S *	3/2020	Bentzen	D12/190

FOREIGN PATENT DOCUMENTS

CN	304548979 S	3/2018
CN	304816471 S	9/2018
CN	306637348 S	6/2021

* cited by examiner

Primary Examiner — Katrina A Betton

DESCRIPTION

FIG. 1 is a perspective view of a car side skirt showing our 1st design;
FIG. 2 is a front view of FIG. 1;
FIG. 3 is a back view of FIG. 1;
FIG. 4 is an enlarged left view of FIG. 1;
FIG. 5 is an enlarged right view of FIG. 1;
FIG. 6 is a top view of FIG. 1;
FIG. 7 is a bottom view of FIG. 1; and,
FIG. 8 is a perspective view of a car side skirt showing our 2nd design.

The front view of FIG. 8 is omitted as it is a mirror image of the front view of FIG. 1.

The back view of FIG. 8 is omitted as it is a mirror image of the back view of FIG. 1.

The left view of FIG. 8 is omitted as it is a mirror image of the left view of FIG. 1.

The right view of FIG. 8 is omitted as it is a mirror image of the right view of FIG. 1.

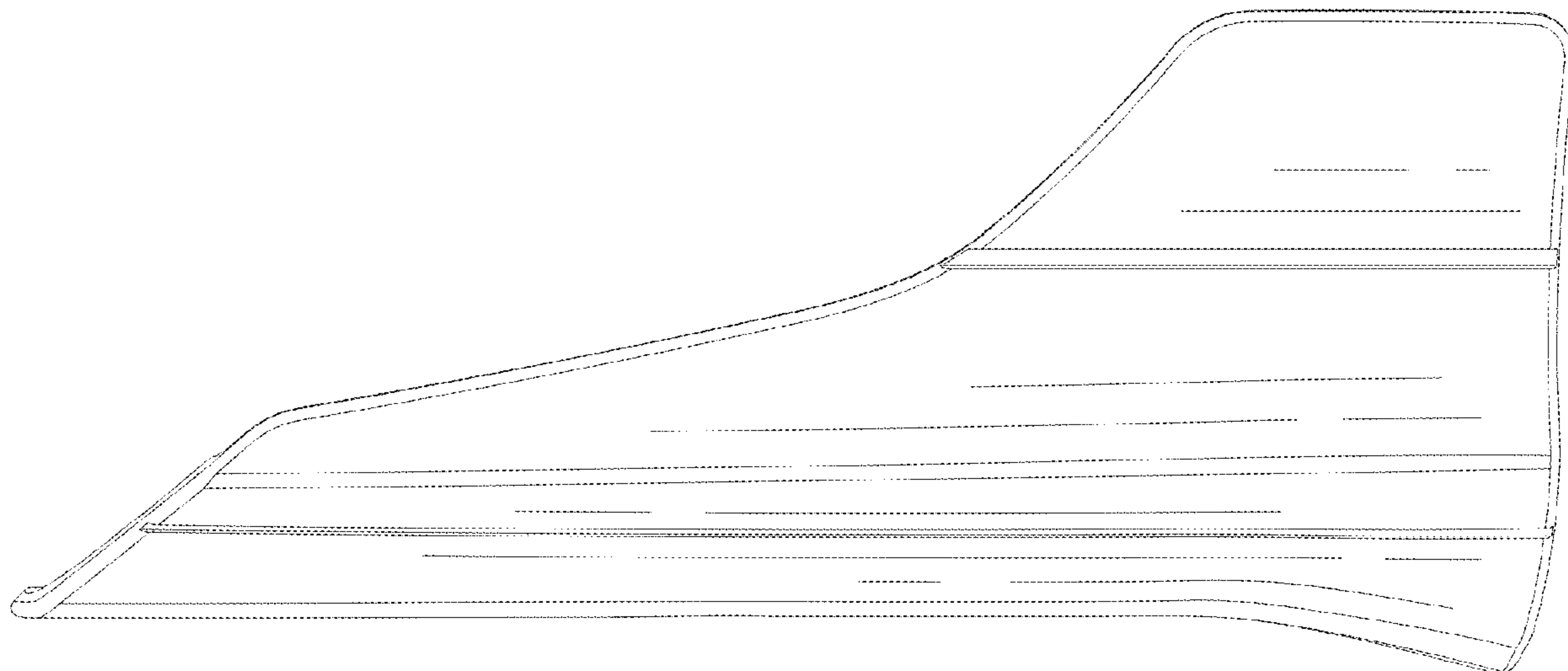
The top view of FIG. 8 is omitted as it is a mirror image of the top view of FIG. 1.

The bottom view of FIG. 8 is omitted as it is a mirror image of the bottom view of FIG. 1.

The 1st design and the 2nd design are symmetrical structures, which are used for the left and right skirts of the car respectively.

The broken lines shown on the drawings depict portions of the car side skirt that form no part of the claimed design.

1 Claim, 8 Drawing Sheets



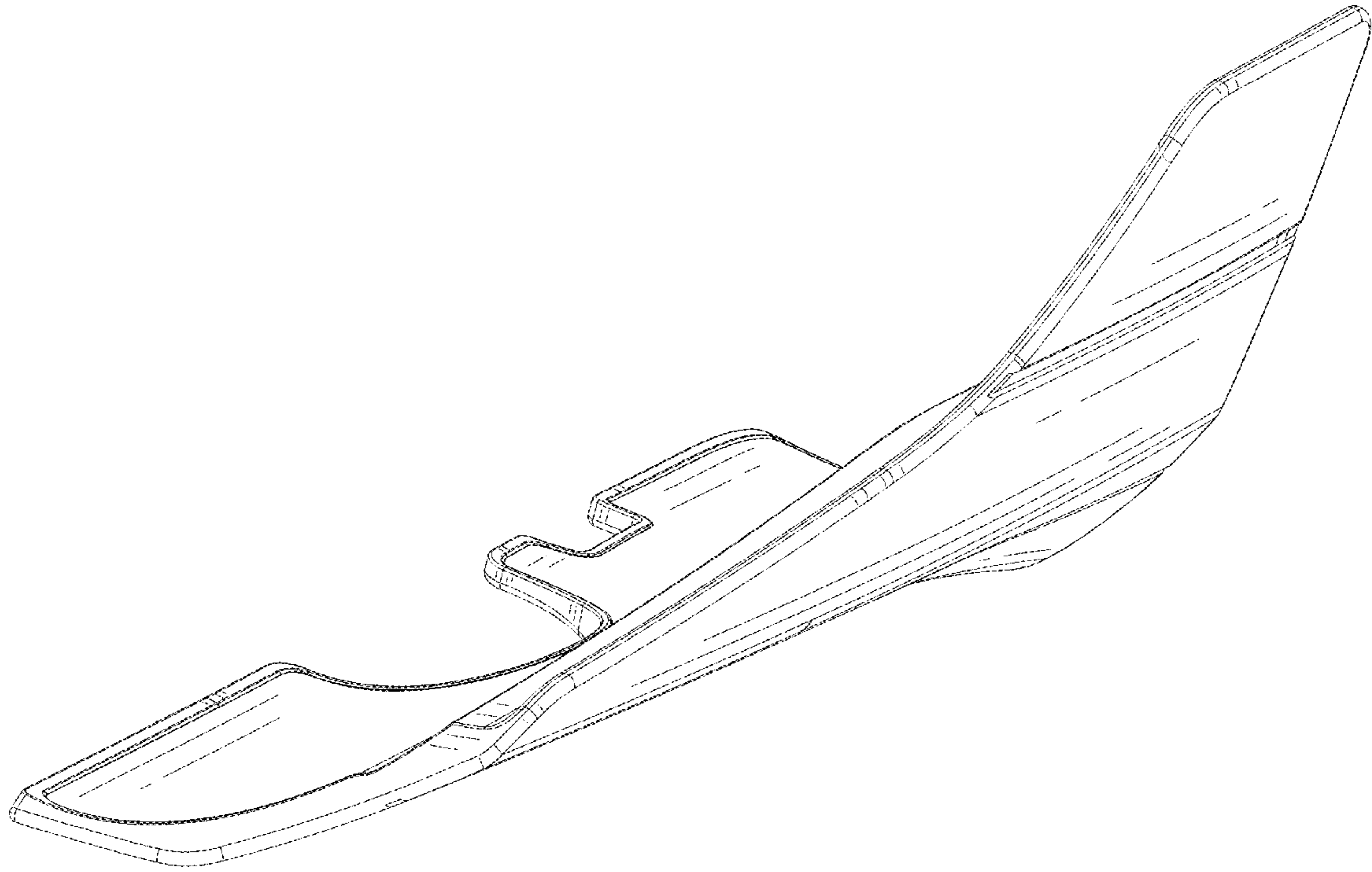


FIG. 1




FIG. 2

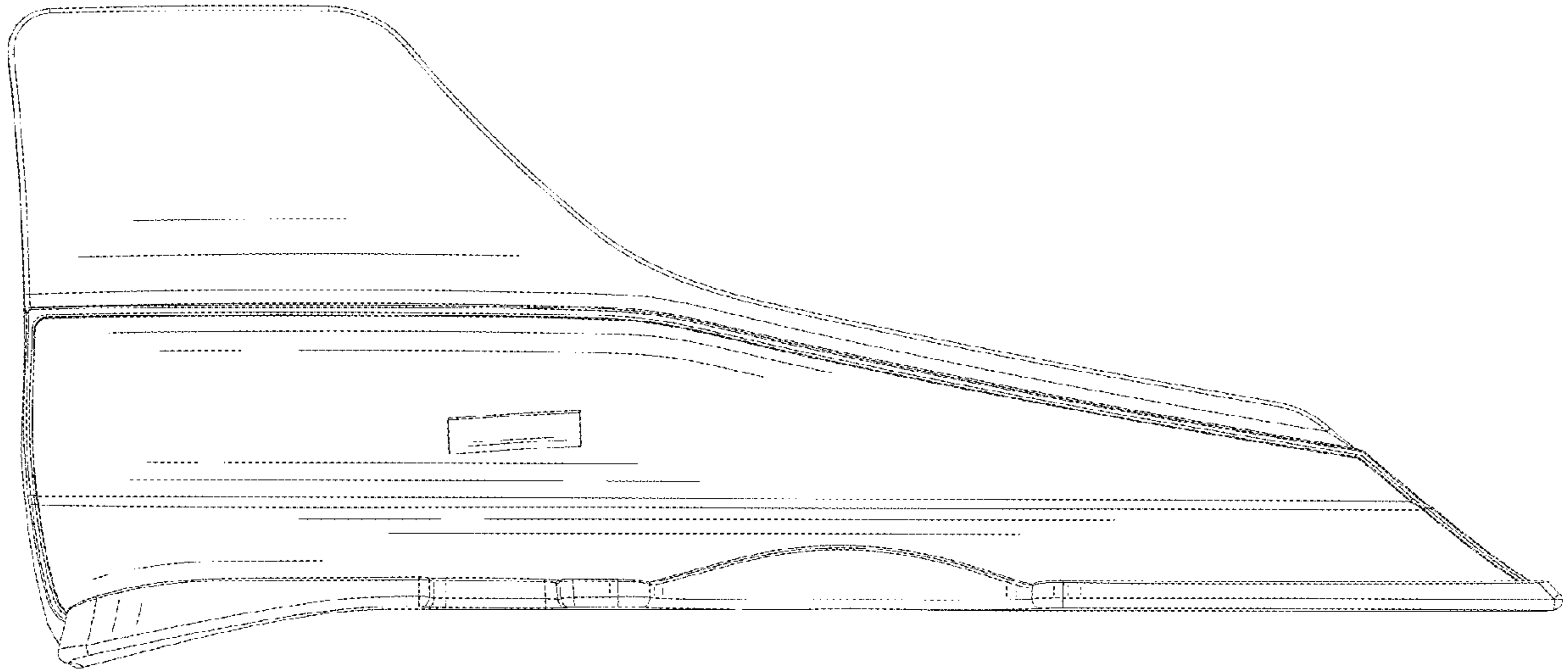


FIG. 3

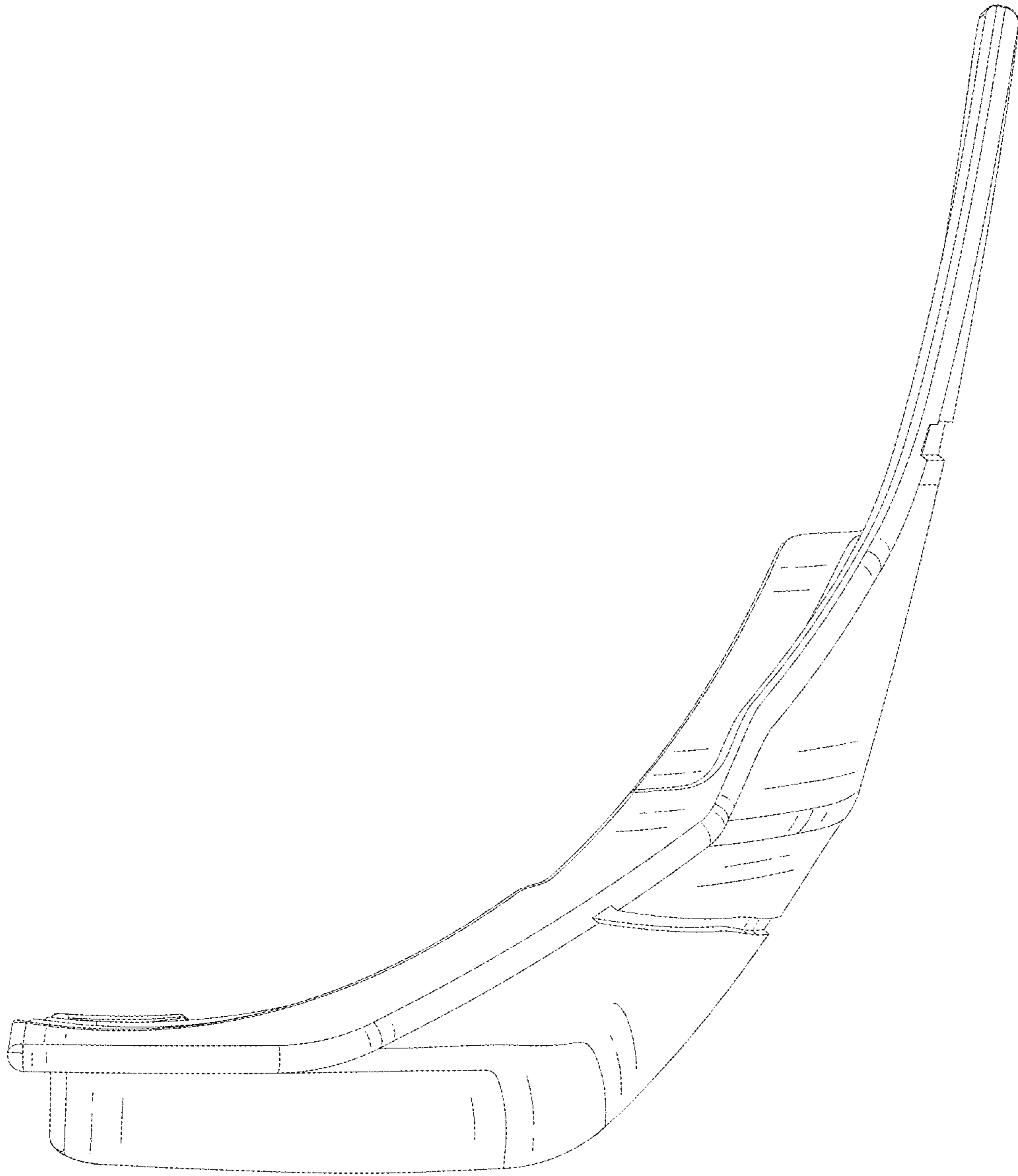


FIG. 4

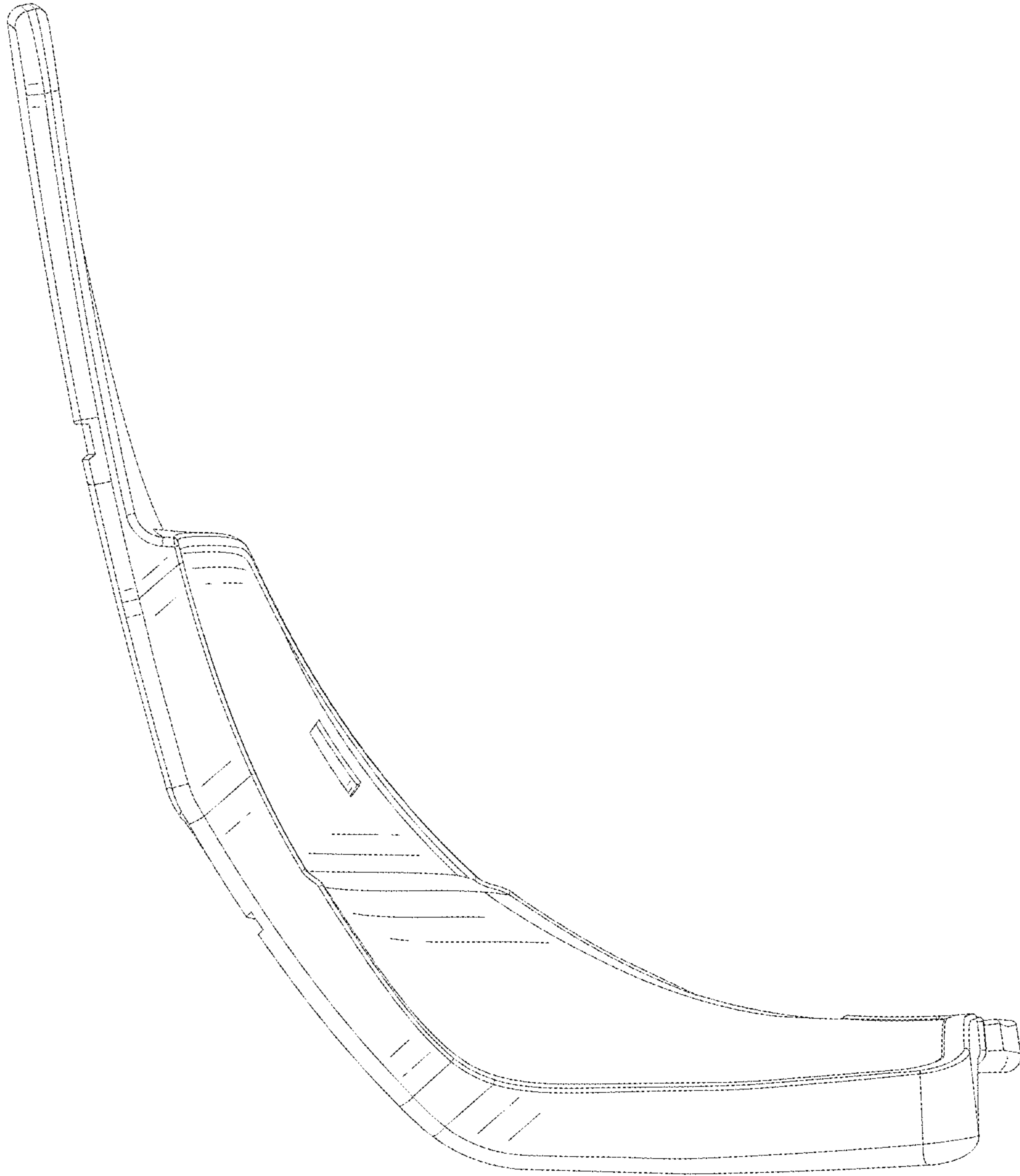


FIG. 5

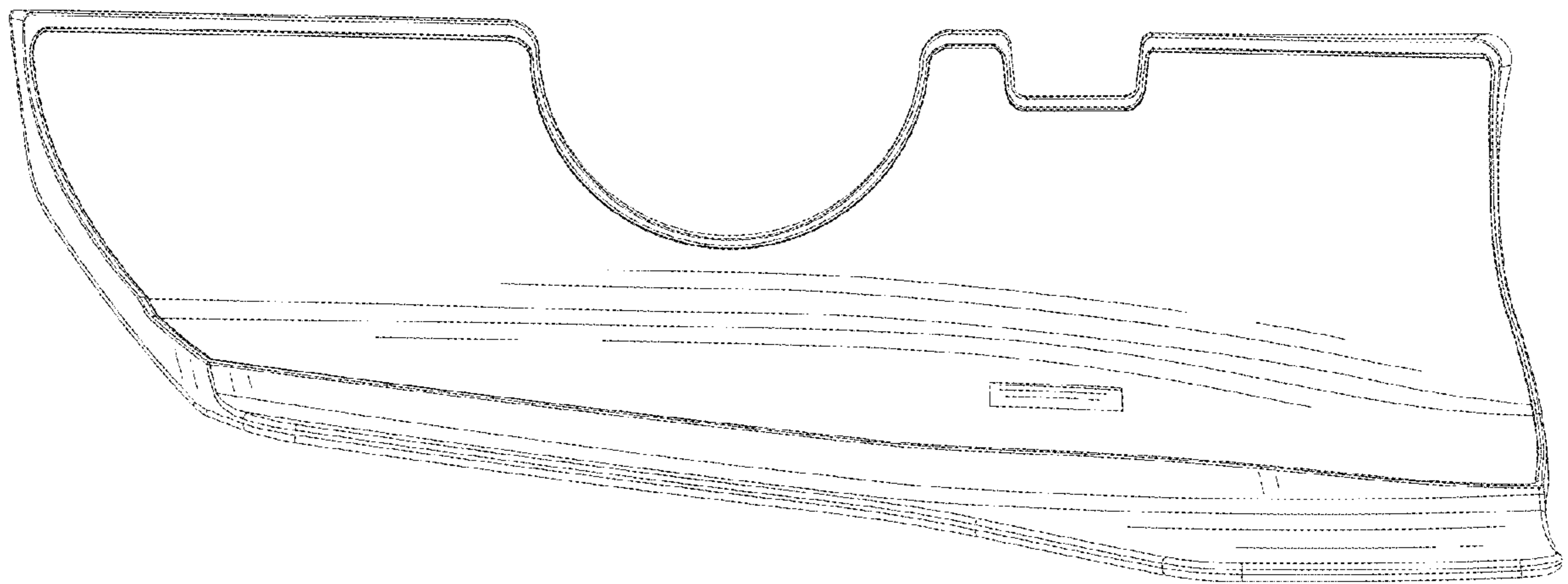


FIG. 6

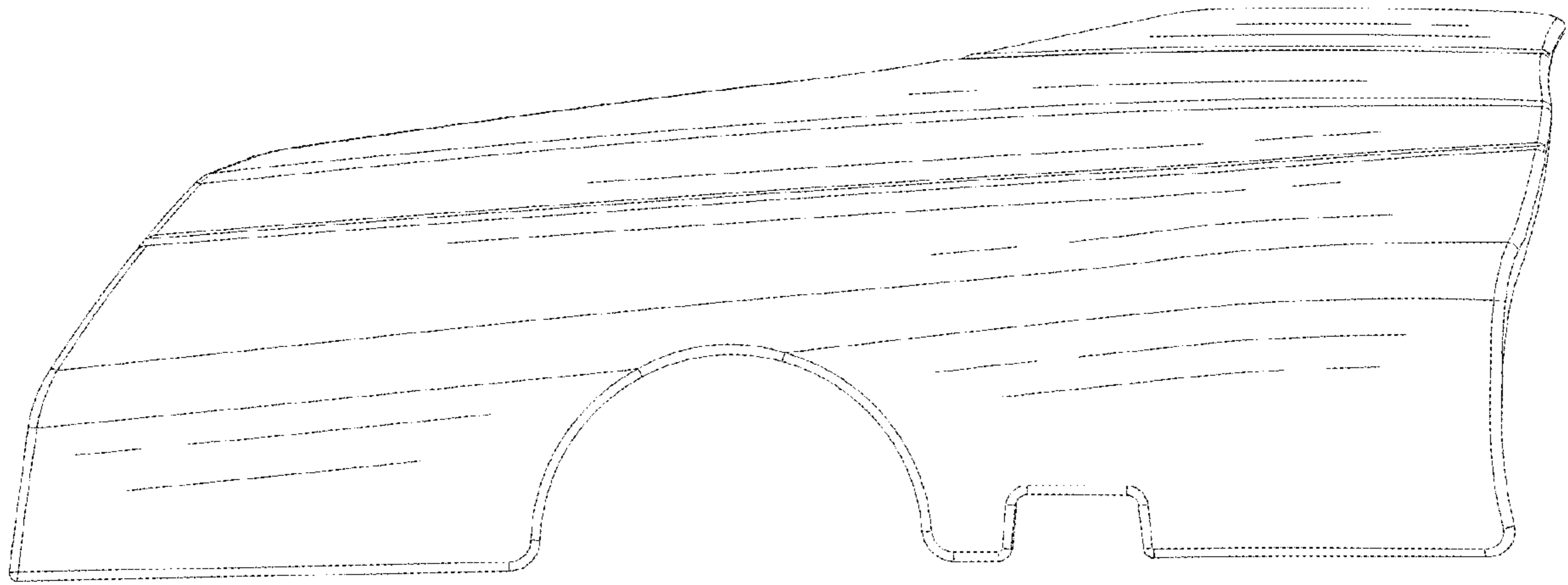


FIG. 7

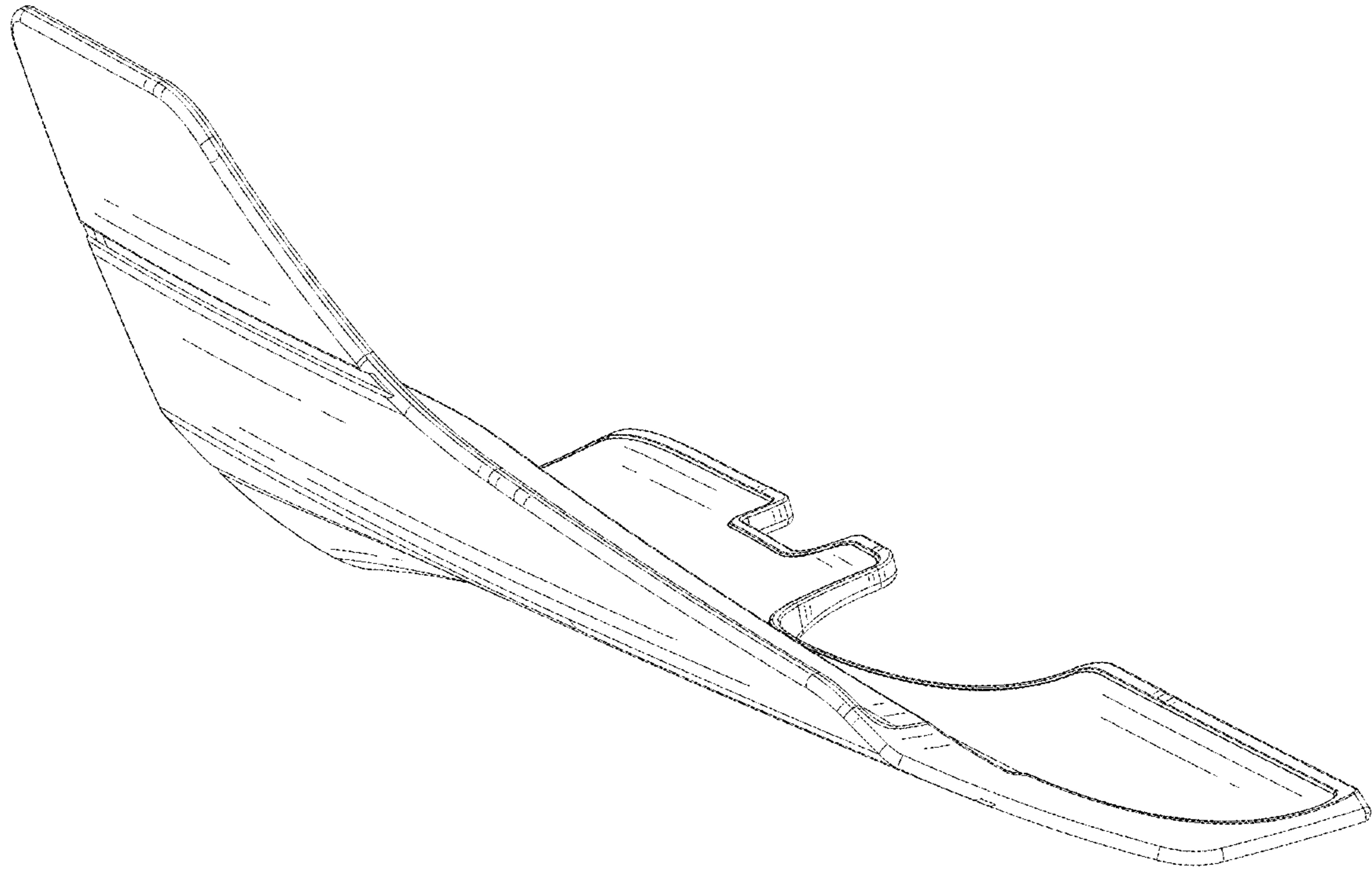


FIG. 8