

US00D968263S

(12) **United States Design Patent** (10) **Patent No.:** **US D968,263 S**
Dubinina et al. (45) **Date of Patent:** **** Nov. 1, 2022**

(54) **LOCOMOTIVE**

(56) **References Cited**

(71) Applicant: **Joint Stock Company**
“Transmashholding”, Moscow (RU)

U.S. PATENT DOCUMENTS

(72) Inventors: **Kristina Oleksiivna Dubinina,**
Moscow (RU); Mikhail Anatolevich
Rozhkov, Moscow (RU); Evgenii
Georgievich Maslov, Moscow (RU)

D149,553 S *	5/1948	Grutzner	105/1.1
D150,084 S *	6/1948	Markestein	105/1.1
D150,085 S *	6/1948	Markestein	105/1.1
D150,086 S *	6/1948	Markestein	105/1.1
D201,226 S *	5/1965	Schmidt	D12/43
D241,128 S *	8/1976	Chapin	D12/38
D301,704 S *	6/1989	Groves	D12/40
D331,033 S *	11/1992	Renfrew	D12/40
D344,912 S *	3/1994	Blasingame	D12/38
D911,218 S *	2/2021	Ransome	D12/36

(**) Term: **15 Years**

* cited by examiner

(21) Appl. No.: **35/512,270**

Primary Examiner — Joseph Kukella

(22) Filed: **May 17, 2021**

(80) **Hague Agreement Data**

Int. Filing Date: **May 17, 2021**
Int. Reg. No.: **DM/215481**
Int. Reg. Date: **May 17, 2021**
Int. Reg. Pub. Date: **Jul. 30, 2021**

(57) **CLAIM**

The ornamental design for a locomotive, as shown and described.

(30) **Foreign Application Priority Data**

DESCRIPTION

Nov. 18, 2020 (RU) RU2020505595

(51) **LOC (13) Cl.** **12-03**

(52) **U.S. Cl.**
USPC **D12/38**

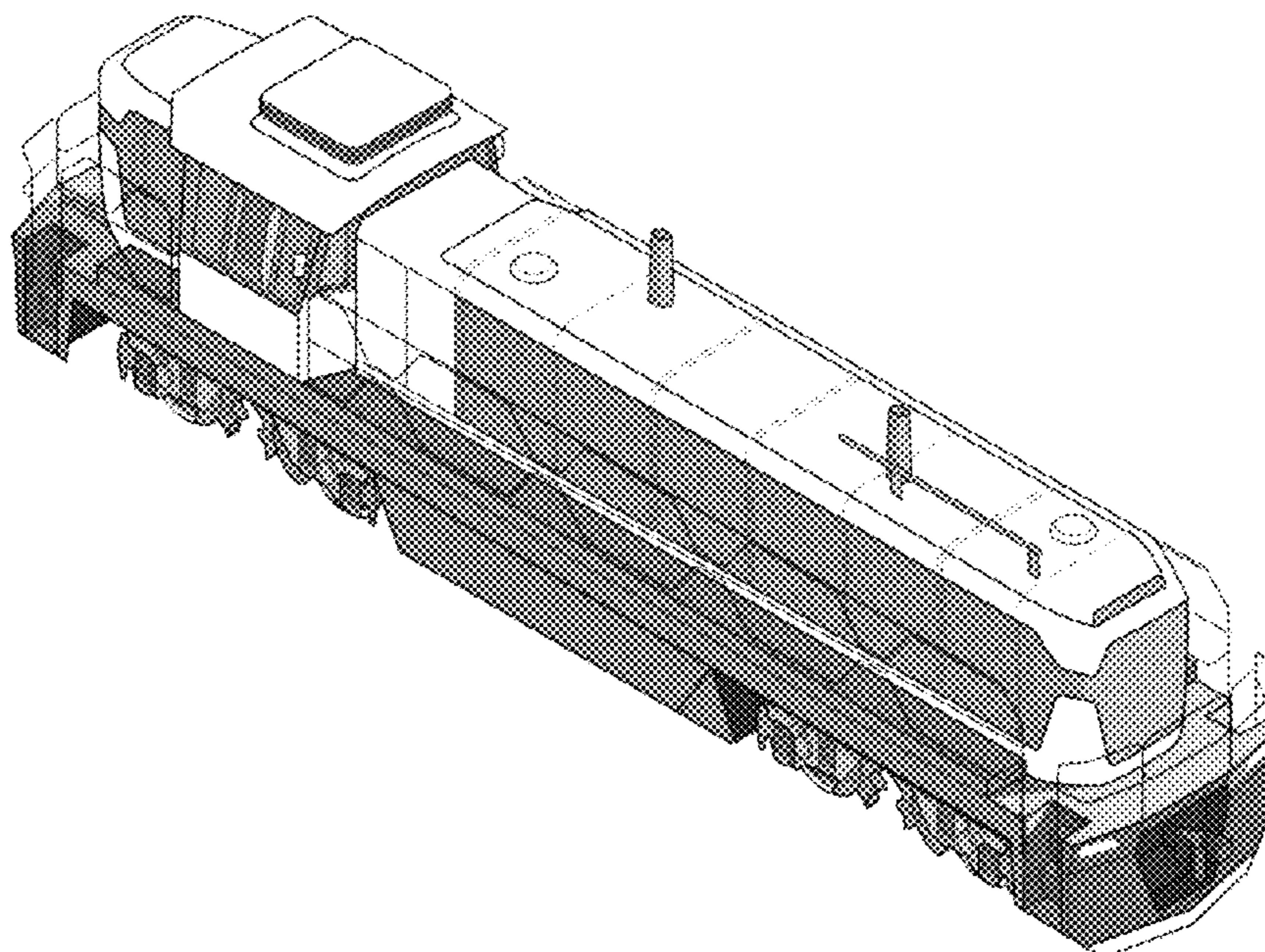
(58) **Field of Classification Search**
USPC D12/36–48
CPC ... B61D 1/00; B61D 3/10; B61D 5/04; B61D
5/06; B61D 13/00; B61D 15/02; B61D
15/06; B61D 17/00; B61D 17/005; B61D
17/02; B61D 17/04; B61D 17/041; B61D
17/045; B61D 17/16; B61D 27/0018;
B61D 27/0036; B61D 27/0063; B61D
33/005; B61D 33/0085; B61D 35/007

- 1. Locomotive
- 1.1 : Perspective
- 1.2 : Enlarged view of a driver’s cabin
- 1.3 : Front
- 1.4 : Back
- 1.5 : Side view
- 1.6 : Top

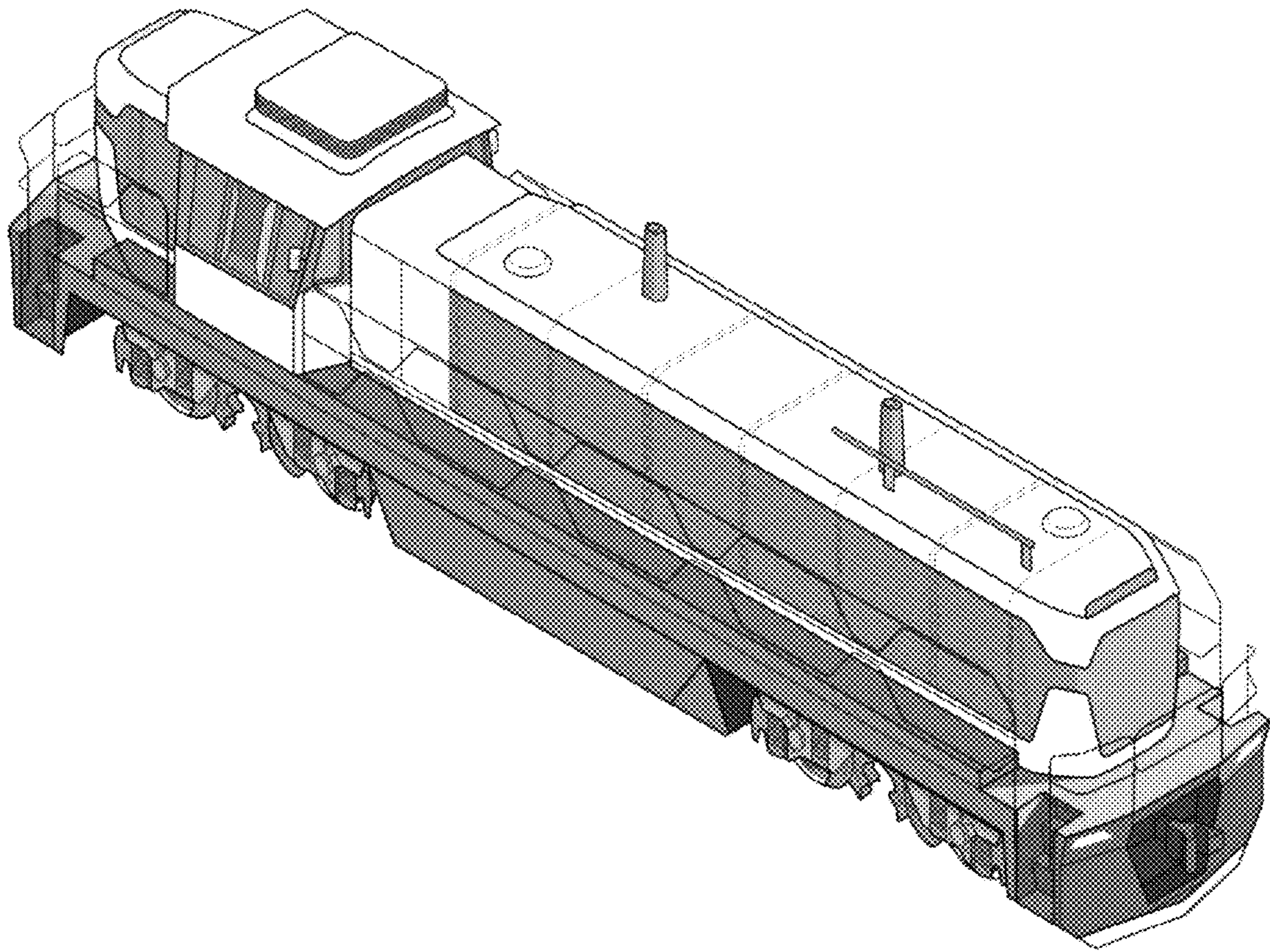
An industrial design for a locomotive for moving trains or individual wagons along a track; it comprises the following structural elements: a body consisting of a frame accommodating hoods, the driver’s cabin with rear-view mirrors, and handrails, the frame installed on locomotive bogies with wheel pairs, and a fuel tank located between the bogies.

See application file for complete search history.


1 Claim, 6 Drawing Sheets



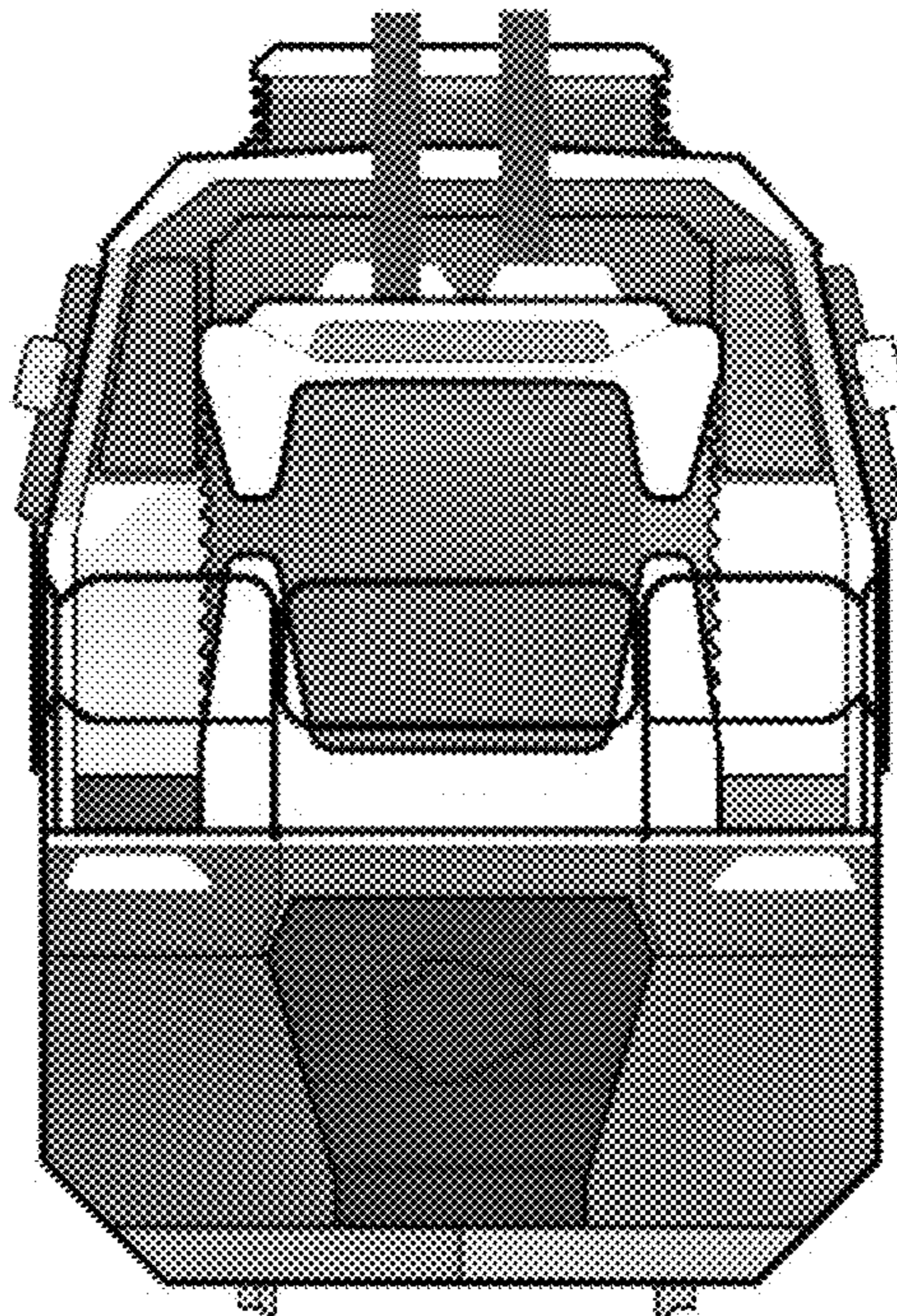
1.1



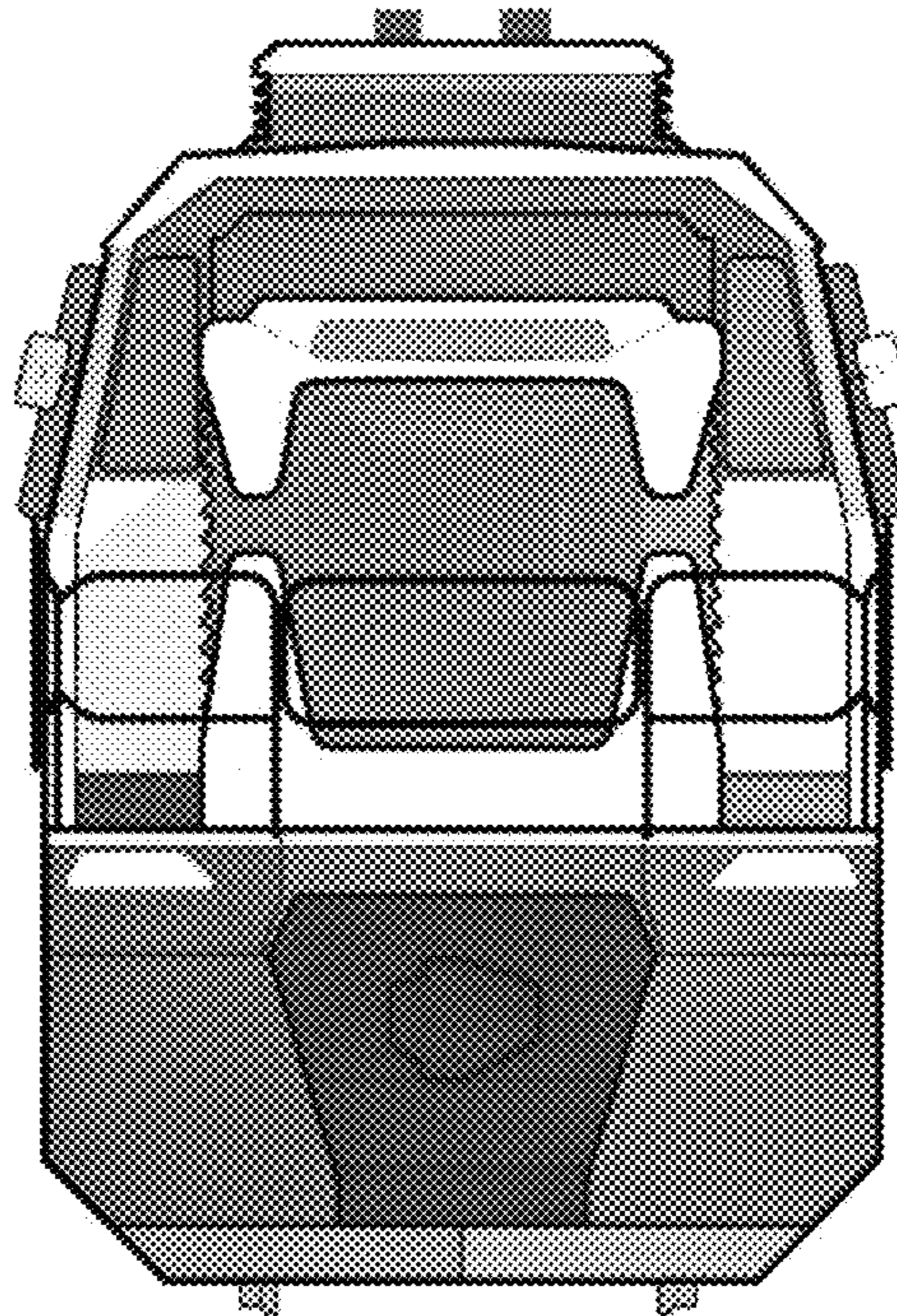
1.2



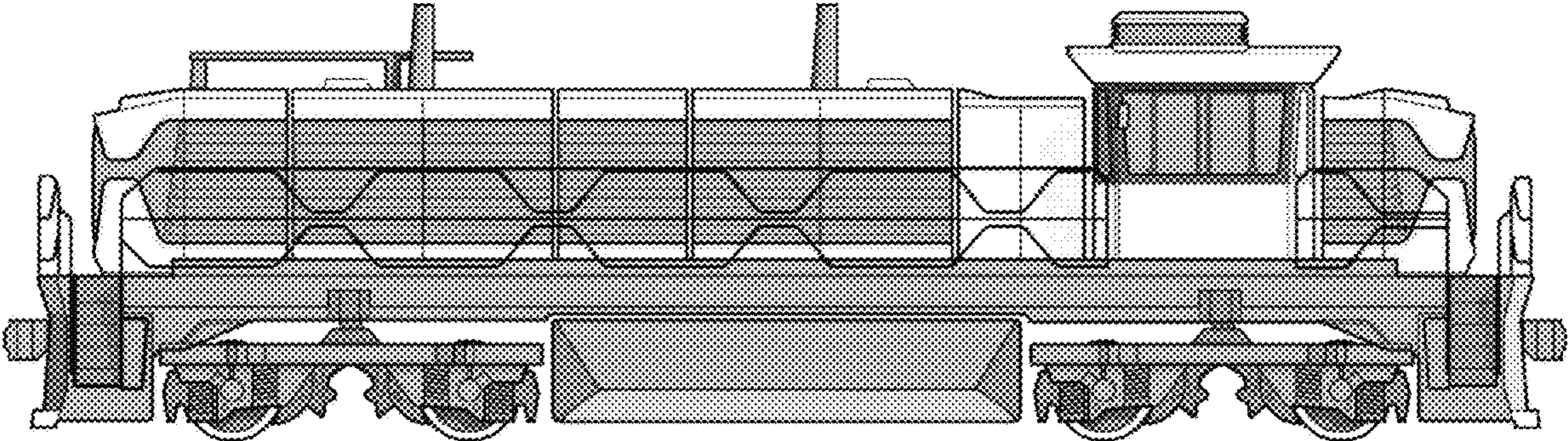
1.3



1.4



1.5



1.6

