



US00D968259S

(12) **United States Design Patent** (10) **Patent No.:** **US D968,259 S**
Tu (45) **Date of Patent:** **** Nov. 1, 2022**

(54) **CHAIN EARRING**

(71) Applicant: **Shenzhenshi**
Shengdatongkejikaifayouxiangongsi,
Shenzhen (CN)

(72) Inventor: **Zhiming Tu, Shenzhen (CN)**

(**) Term: **15 Years**

(21) Appl. No.: **29/752,428**

(22) Filed: **Sep. 27, 2020**

(51) **LOC (13) Cl.** **11-01**

(52) **U.S. Cl.**
USPC **D11/41**

(58) **Field of Classification Search**
USPC D11/41-45, 86-92
CPC A44C 17/02
See application file for complete search history.

(56) **References Cited**

U.S. PATENT DOCUMENTS

2,069,598 A *	2/1937	Arpels	A44C 17/02 63/26
D273,666 S *	5/1984	Hayashi	D11/75
D406,544 S *	3/1999	Leonard	D11/86
D464,905 S *	10/2002	Cohen	D11/92
D478,296 S *	8/2003	Cohen	D11/92
D509,766 S *	9/2005	Aghjayan	D11/91
D521,895 S *	5/2006	Scharr	D11/87
D574,745 S *	8/2008	Nolan	D11/41
D574,746 S *	8/2008	Nolan	D11/41
D599,695 S *	9/2009	Nolan	D11/41
D600,586 S *	9/2009	Nolan	D11/41
D601,917 S *	10/2009	Nolan	D11/41
D631,385 S *	1/2011	Lebail	D11/43
D637,103 S *	5/2011	Lebail	D11/43
D638,738 S *	5/2011	Gaspard	D11/43
D640,585 S *	6/2011	Nolan	D11/86
D707,152 S *	6/2014	Shields	D11/86
D891,973 S *	8/2020	Tashjian	D11/45

D902,773 S *	11/2020	Tashjian	D11/45
D914,534 S *	3/2021	Sivriere	D11/43
D927,345 S *	8/2021	Sivriere	D11/43
D927,346 S *	8/2021	Sivriere	D11/43
D928,017 S *	8/2021	Sivriere	D11/43
D929,252 S *	8/2021	Tashjian	D11/43
D931,135 S *	9/2021	Tashjian	D11/86

FOREIGN PATENT DOCUMENTS

KR	300946437.0000	*	3/2018
KR	300959192.0000	*	6/2018

(Continued)

OTHER PUBLICATIONS

3 Prong Diamond Stud Chain Earrings Zoe Lev pp. 1-4 2022
<https://zoelev.com/products/3-prong-diamond-stud-chain-earrings?>
(Year: 2022).*

(Continued)

Primary Examiner — Kevin K Rudzinski
Assistant Examiner — Evans David Delesline

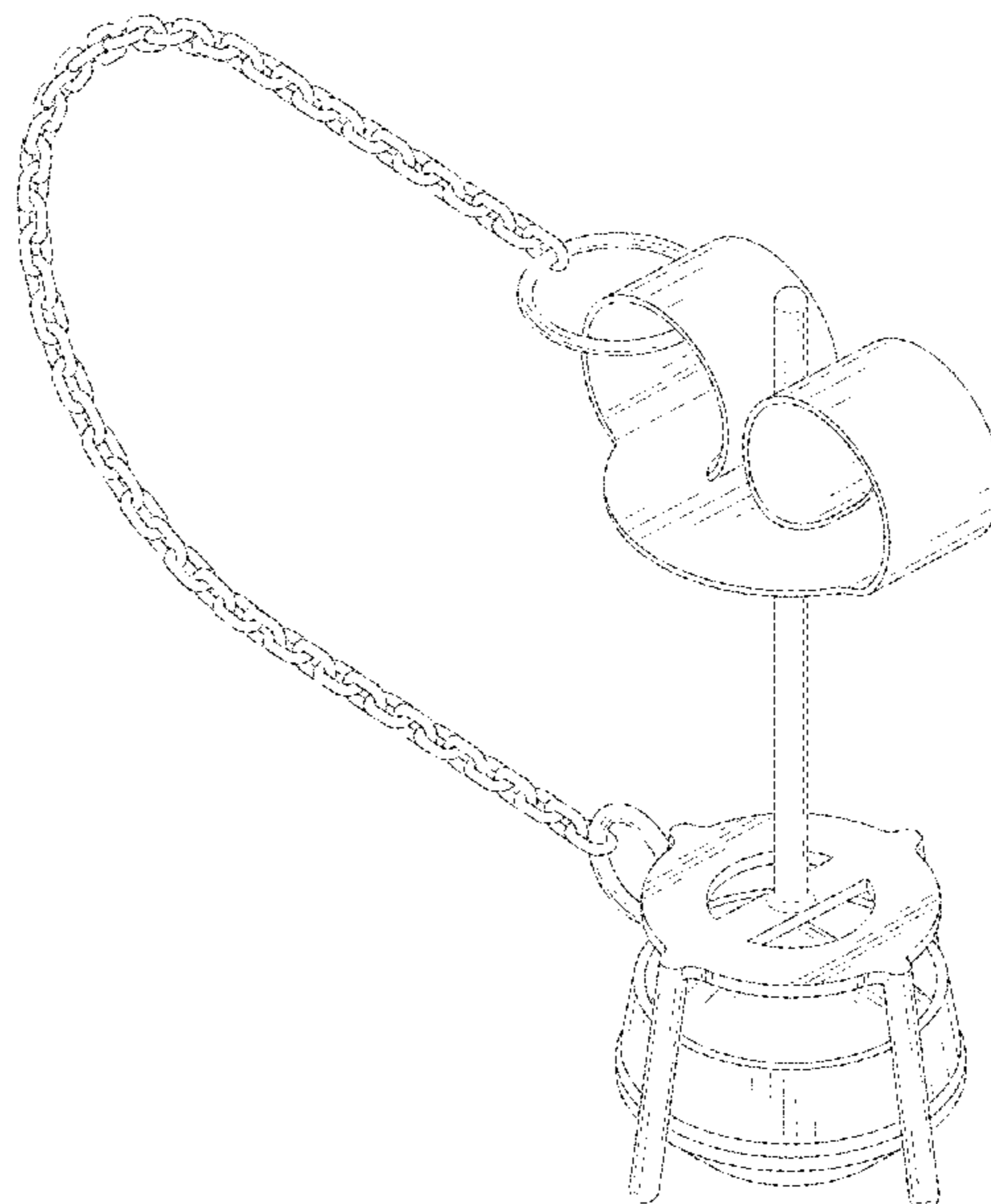
(57) **CLAIM**

The ornamental design for a chain earring, as shown and described.

DESCRIPTION

FIG. 1 is a front and top perspective view of a chain earring, showing my new design;
FIG. 2 is a rear and bottom perspective view thereof;
FIG. 3 is a front elevational view thereof;
FIG. 4 is a rear elevational view thereof;
FIG. 5 is a left side elevational view thereof;
FIG. 6 is a right side elevational view thereof;
FIG. 7 is a top plan view thereof; and,
FIG. 8 is a bottom plan view thereof.

1 Claim, 8 Drawing Sheets



(56)

References Cited

FOREIGN PATENT DOCUMENTS

KR 3010684540008 * 9/2020
KR 301083854.0000 * 11/2020

OTHER PUBLICATIONS

Galana Chain Earrings | Emerald Selin Kent pp. 1-2 2022 https://www.selinkent.com/products/galana-chain-stud-with-emerald?gclid=EAIaIQobChMI25TqrqKw-AIVkoXICH2I2wnIEAQYBSABEgKkKvD_BwE (Year: 2022).*
Diamond Chain Stud Earring—Alexandra Beth pp. 1-8 2022 <https://alexandrabeth.com/products/14k-diamond-chain-stud-earring?> (Year: 2022).*

* cited by examiner

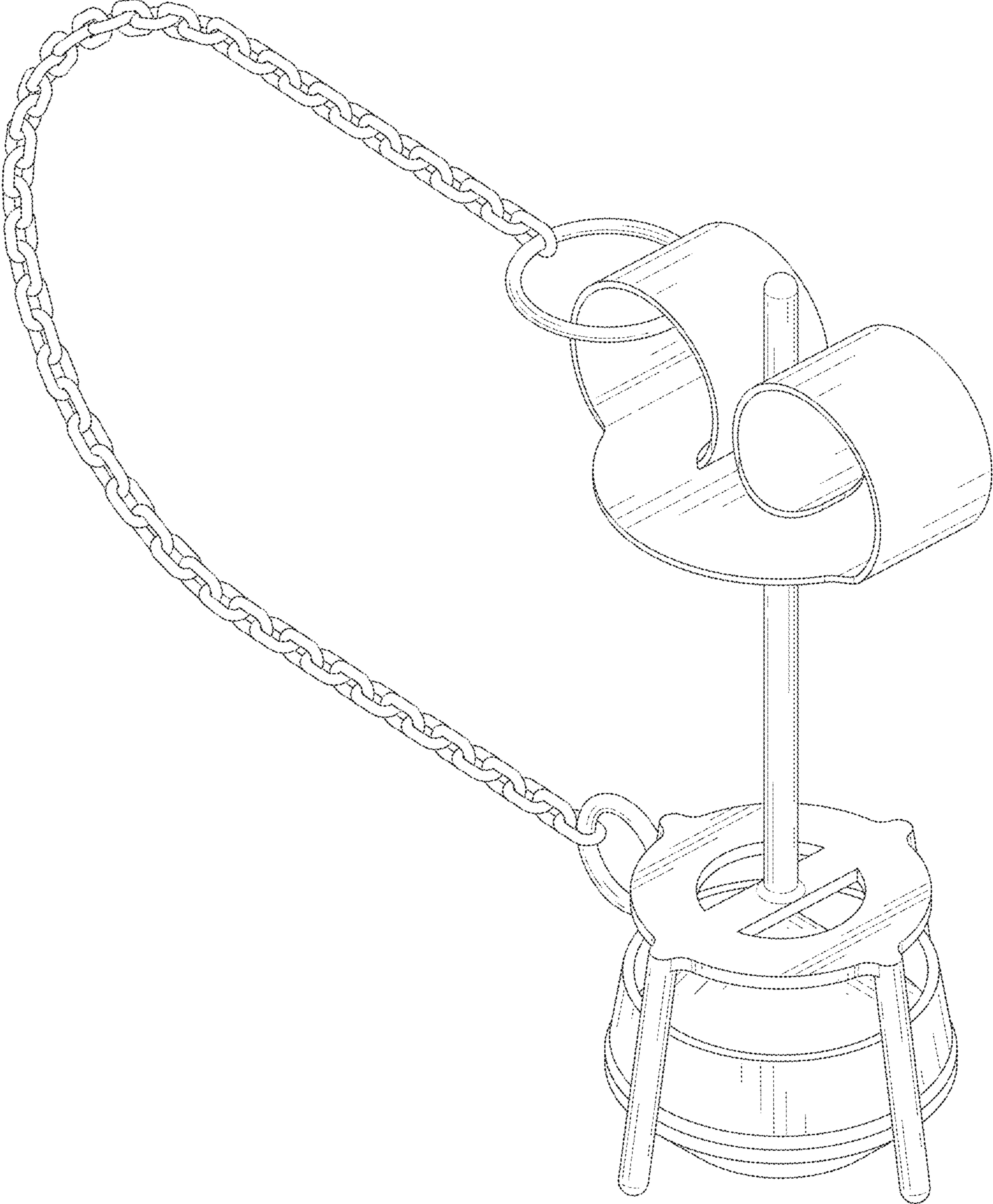


FIG. 1

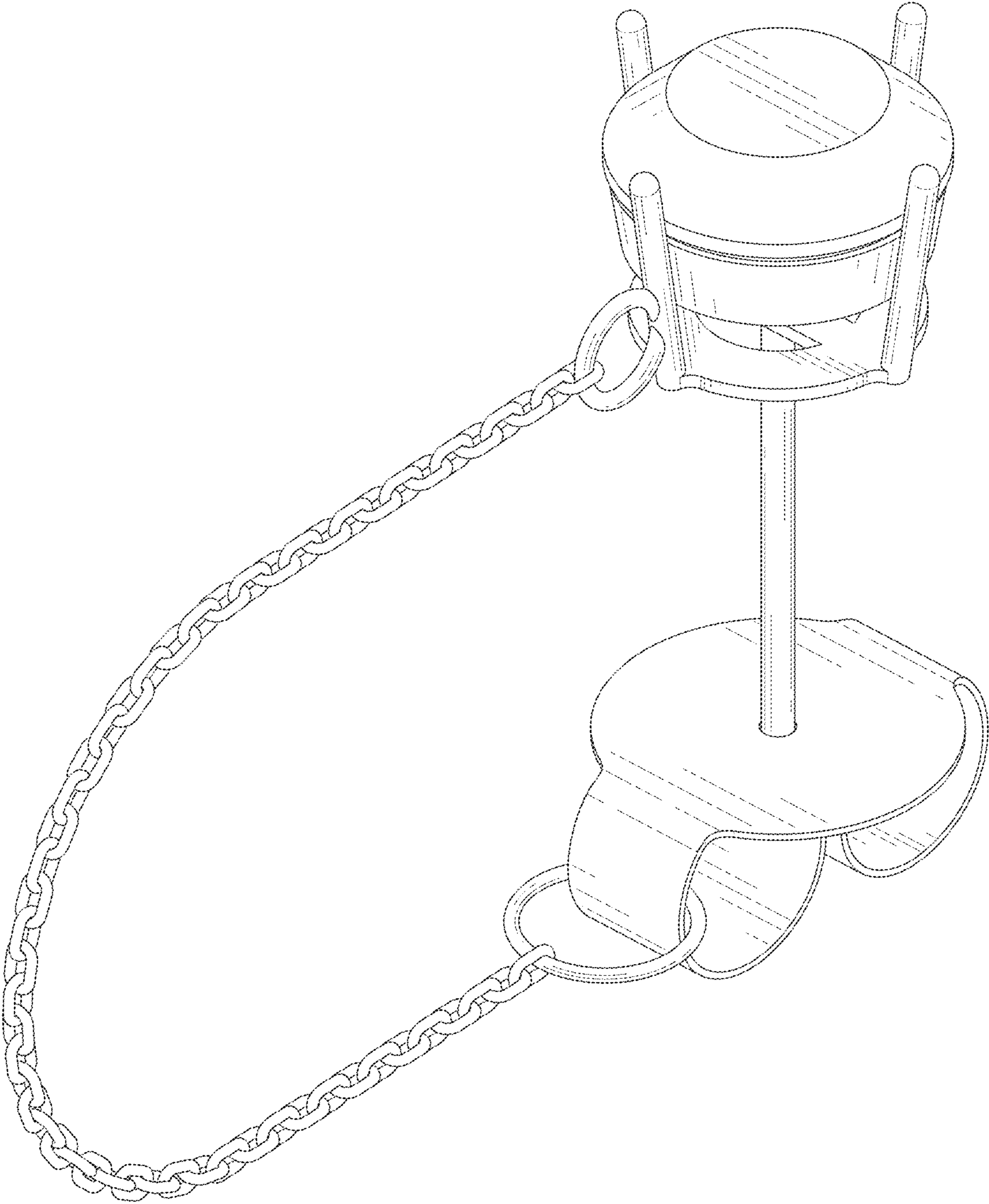


FIG. 2

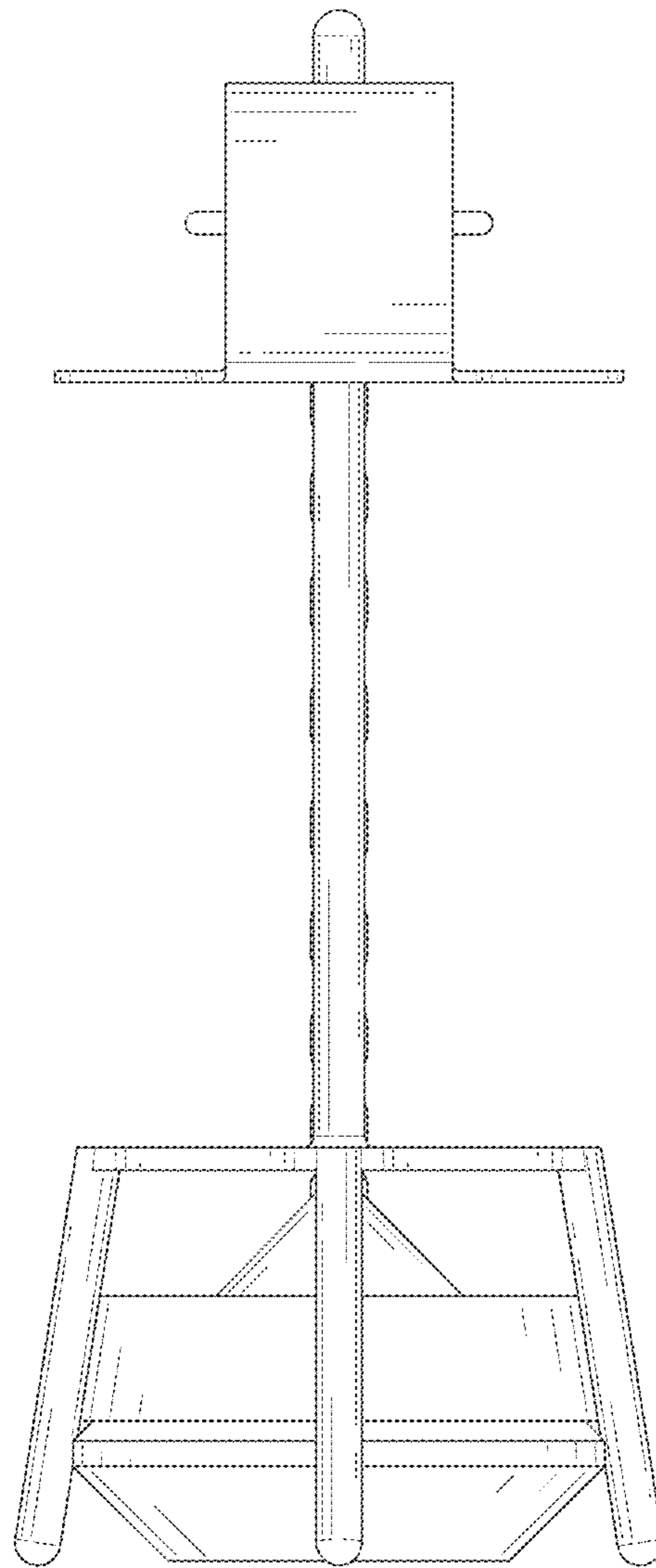


FIG. 3

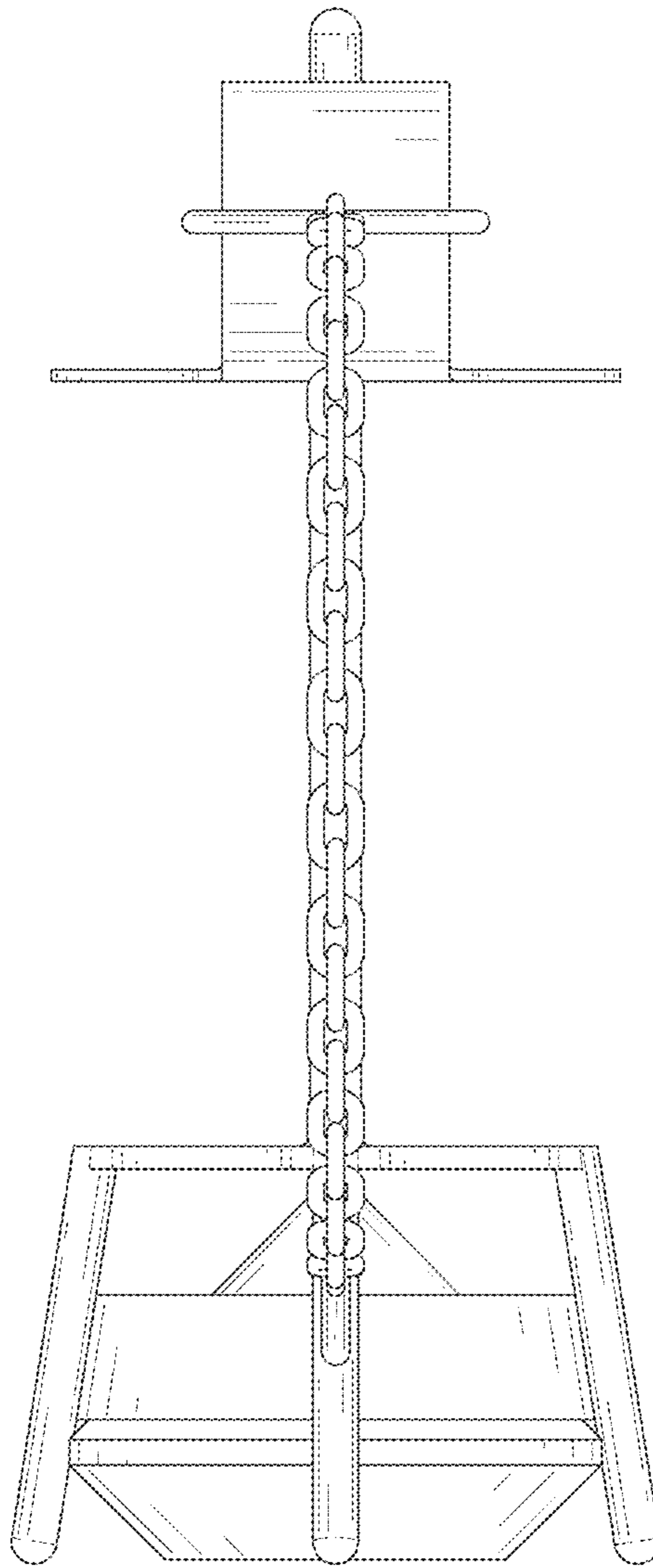


FIG. 4




FIG. 5

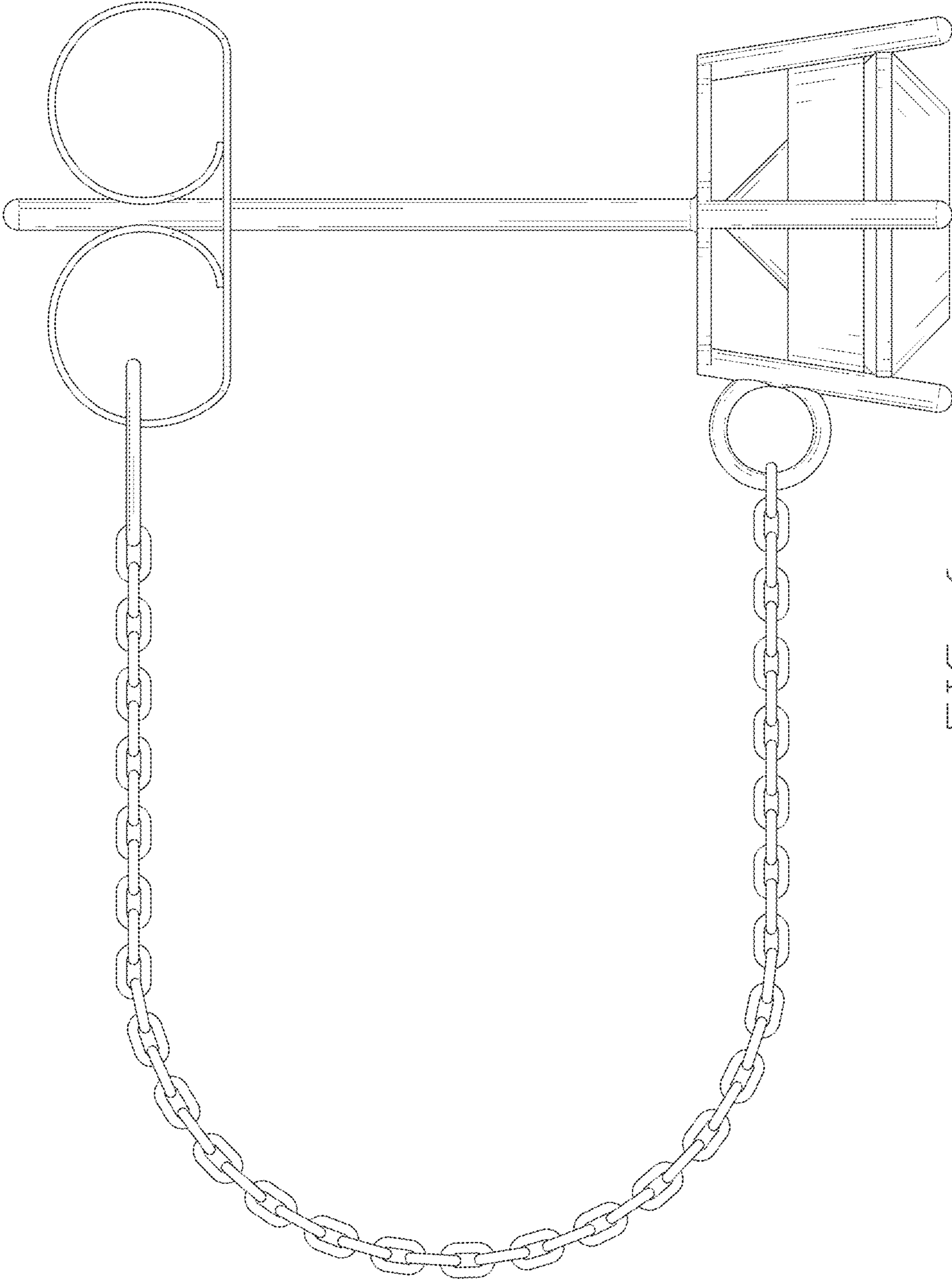


FIG. 6

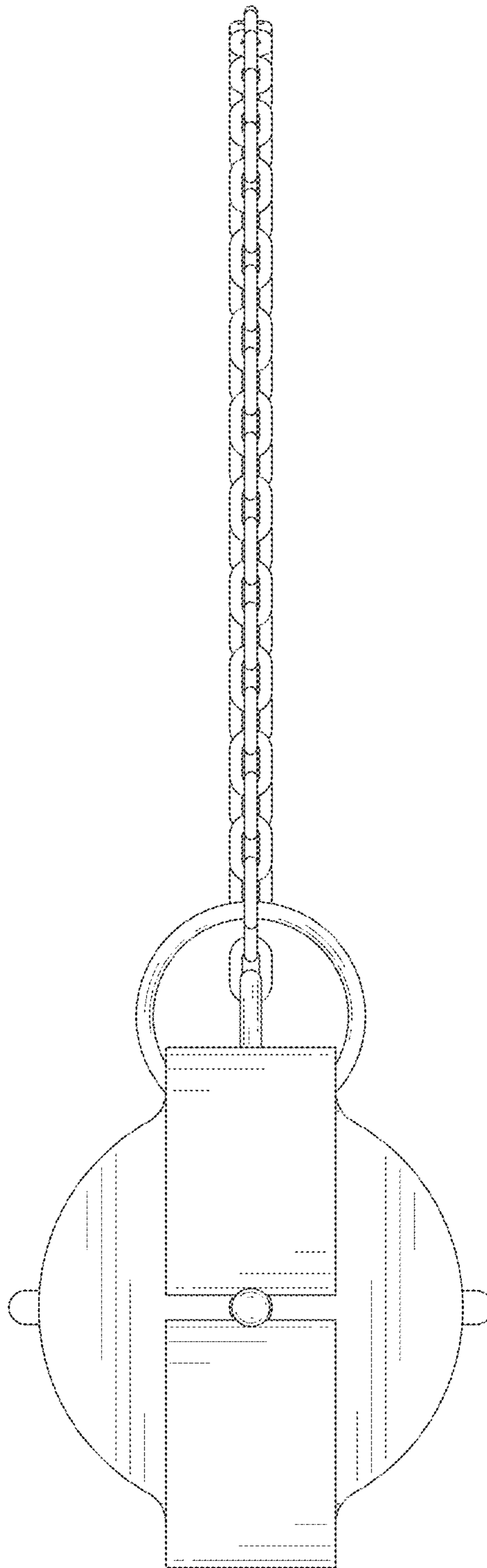


FIG. 7

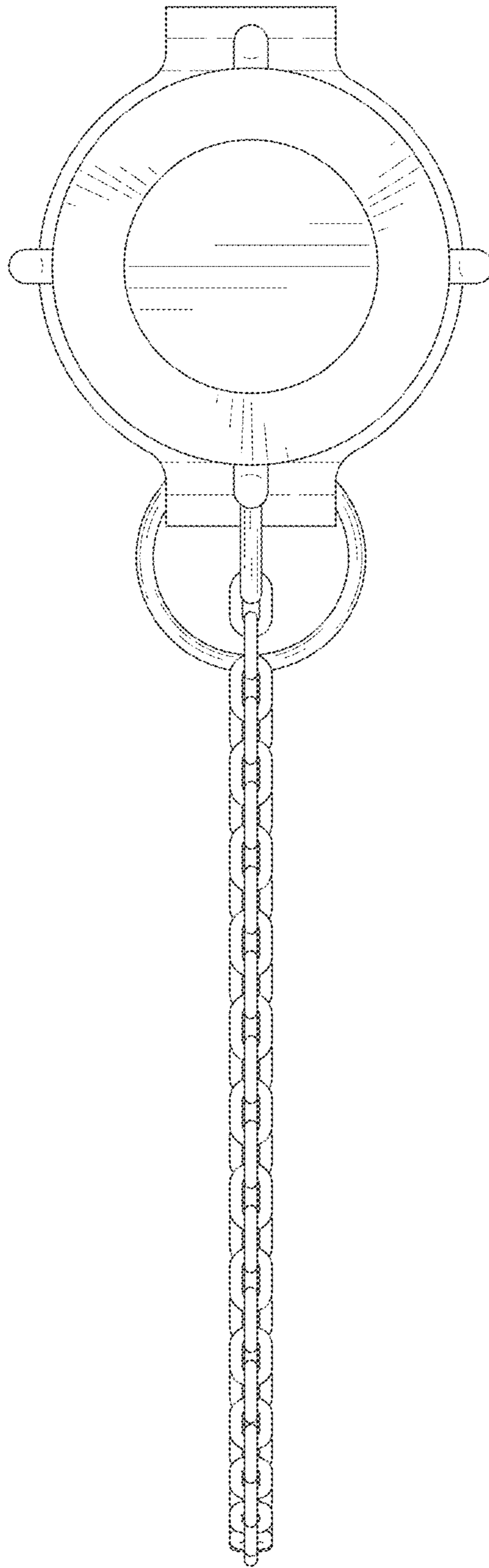


FIG. 8