



US00D968257S

(12) **United States Design Patent** (10) **Patent No.:** **US D968,257 S**
Riviere (45) **Date of Patent:** **** Nov. 1, 2022**

(54) **RING**

(71) Applicant: **Harry Winston SA**, Plan-les-Ouates (CH)

(72) Inventor: **Dominique Riviere**, New York, NY (US)

(73) Assignee: **Harry Winston SA**, Plan-les-Ouates (CH)

(**) Term: **15 Years**

(21) Appl. No.: **29/777,406**

(22) Filed: **Apr. 6, 2021**

(30) **Foreign Application Priority Data**

Oct. 22, 2020 (WO) WIPO98792

(51) **LOC (13) Cl.** **11-01**

(52) **U.S. Cl.**
USPC **D11/34**

(58) **Field of Classification Search**
USPC D11/1, 3, 4, 16, 7, 8, 26-39, 56, 79, 91, D11/92
CPC A44C 9/00; A44C 9/0007; A44C 9/0014; A44C 9/0023; A44C 9/003; A44C 9/0038; A44C 9/0046; A44C 9/0053; A44C 9/0061; A44C 9/0069; A44C 9/0076; A44C 9/0084; A44C 9/0092; A44C 9/02; A44C 17/0258; A44C 17/0266; A44C 17/0275; A44C 17/0283; A44C 17/02; A44C 17/0208; A44C 17/0216; A44C 17/0225; A44C 17/0233; A44C 17/0241; A44C 17/025; A44C 17/0288; A44C 17/0291; A44C 1/00; A44C 15/00; A44C 15/0005; A44C 15/001; A44C 15/005

See application file for complete search history.

(56) **References Cited**

U.S. PATENT DOCUMENTS

D48,232 S *	11/1915	Rosenberger	D11/32
D51,068 S *	7/1917	Jacobs	D11/32
D140,548 S *	3/1945	Klein	D11/34
D186,990 S *	1/1960	Berland	D11/35
D354,697 S *	1/1995	Andrau	D11/28
D631,381 S *	1/2011	Hegi	D11/26
D654,390 S *	2/2012	Sivriere	D11/56
D780,618 S *	3/2017	Galli	D11/34
D827,482 S *	9/2018	Wong	D11/34
D828,210 S *	9/2018	Wong	D11/34
D946,459 S *	3/2022	Kwon	D11/34
D952,502 S *	5/2022	Riviere	D11/34

OTHER PUBLICATIONS

[Online] "Dual Hearts" file:///C:/Users/mlevy1/Documents/e-Red%20Folder/29777406/Winston%20With%20Love%20Collection.pdf. Retrieved Jul. 2, 2022.*

* cited by examiner

Primary Examiner — Melanie Pellegrini

(74) *Attorney, Agent, or Firm* — Blank Rome LLP

(57) **CLAIM**

The ornamental design for a ring, as shown and described.

DESCRIPTION

FIG. 1 is a top view of a ring of my new design;
FIG. 2 is a bottom perspective view thereof;
FIG. 3 is a right side view thereof;
FIG. 4 is a left side view thereof;
FIG. 5 is a front view thereof;
FIG. 6 is a rear view thereof;
FIG. 7 is a top right perspective view thereof; and,
FIG. 8 is a bottom left perspective view thereof.

1 Claim, 8 Drawing Sheets





FIG. 1



FIG. 2

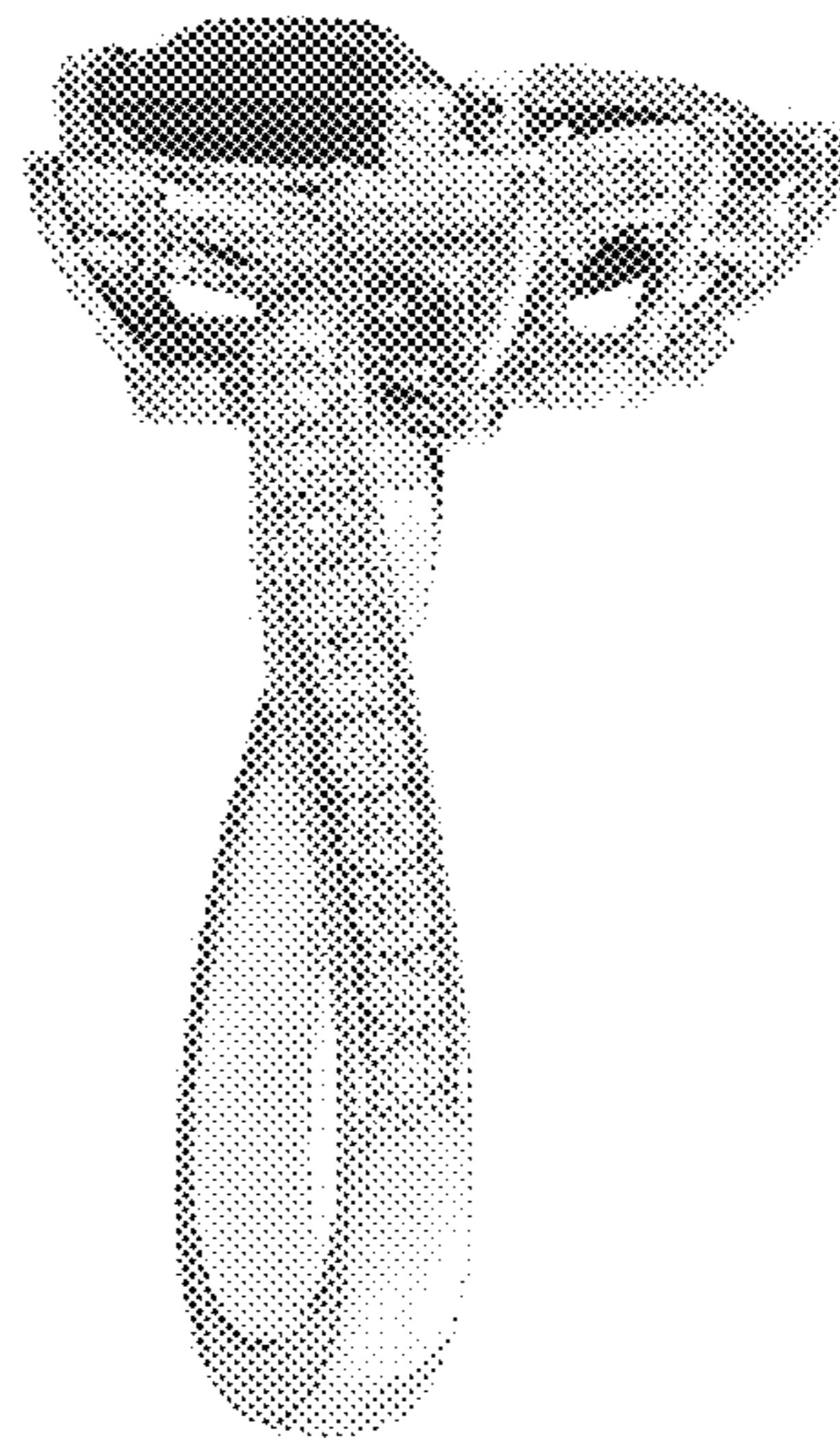


FIG. 3

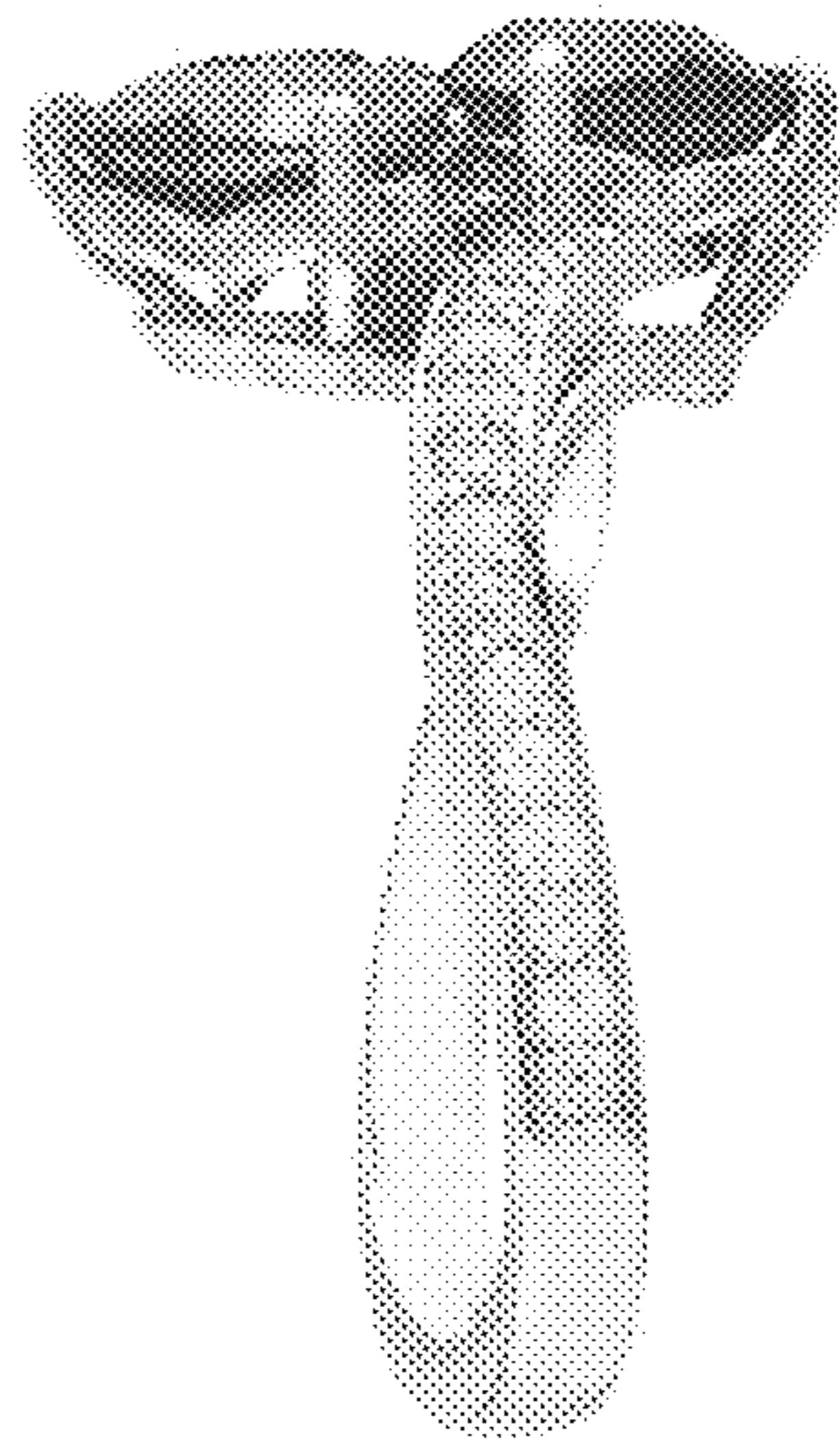


FIG. 4

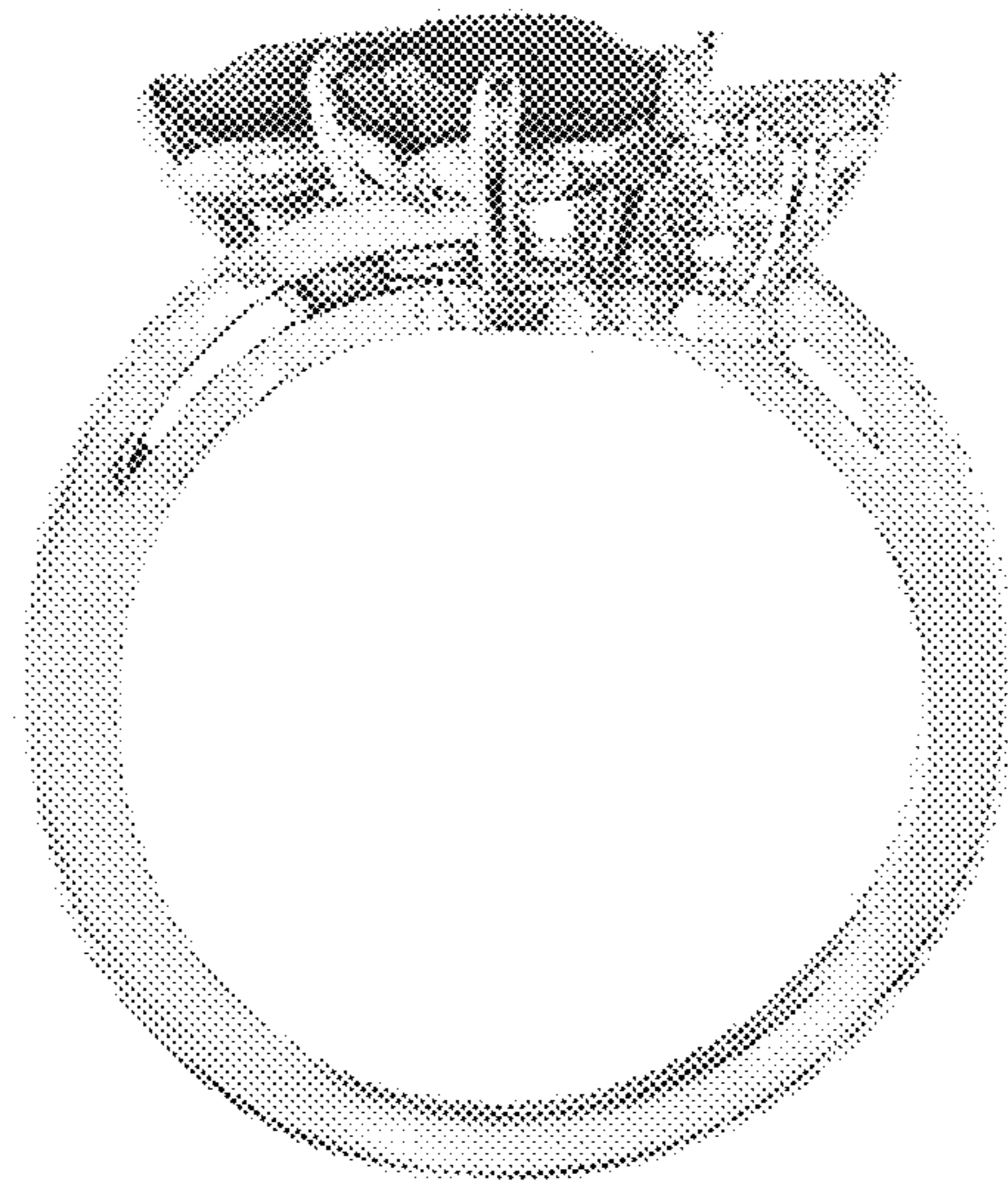


FIG. 5



FIG. 6



FIG. 7



FIG. 8