



US00D968256S

(12) **United States Design Patent** (10) **Patent No.:** **US D968,256 S**
Wang et al. (45) **Date of Patent:** **** Nov. 1, 2022**

(54) **MOUNTING BRACKET**

(56) **References Cited**

(71) Applicant: **SHANGHAI IMILAB TECHNOLOGY CO., LTD.**, Shanghai (CN)

U.S. PATENT DOCUMENTS

(72) Inventors: **Yajun Wang**, Shanghai (CN); **Maofeng Kao**, Shanghai (CN); **Kaining Li**, Shanghai (CN)

D850,965 S *	6/2019	Laurans	D10/121
D850,966 S *	6/2019	Laurans	D10/121
D852,130 S *	6/2019	Siminoff	D13/102
D856,839 S *	8/2019	Siminoff	D10/121
D867,918 S *	11/2019	Wong	D10/118.2
D874,965 S *	2/2020	Siminoff	D10/121
D874,966 S *	2/2020	Siminoff	D10/121
D887,884 S *	6/2020	Oliveros	D10/121
D936,564 S *	11/2021	Siminoff	D13/102

(73) Assignee: **SHANGHAI IMILAB TECHNOLOGY CO., LTD.**, Shanghai (CN)

* cited by examiner

(**) Term: **15 Years**

Primary Examiner — Mark A Goodwin

(21) Appl. No.: **29/770,928**

(74) *Attorney, Agent, or Firm* — Fideli Law PLLC

(22) Filed: **Feb. 17, 2021**

(57) **CLAIM**

(30) **Foreign Application Priority Data**

The ornamental design for a mounting bracket, as shown and described.

Dec. 24, 2020 (CN) 202030799864.0

(51) **LOC (13) Cl.** **10-06**

(52) **U.S. Cl.**
USPC **D10/121**

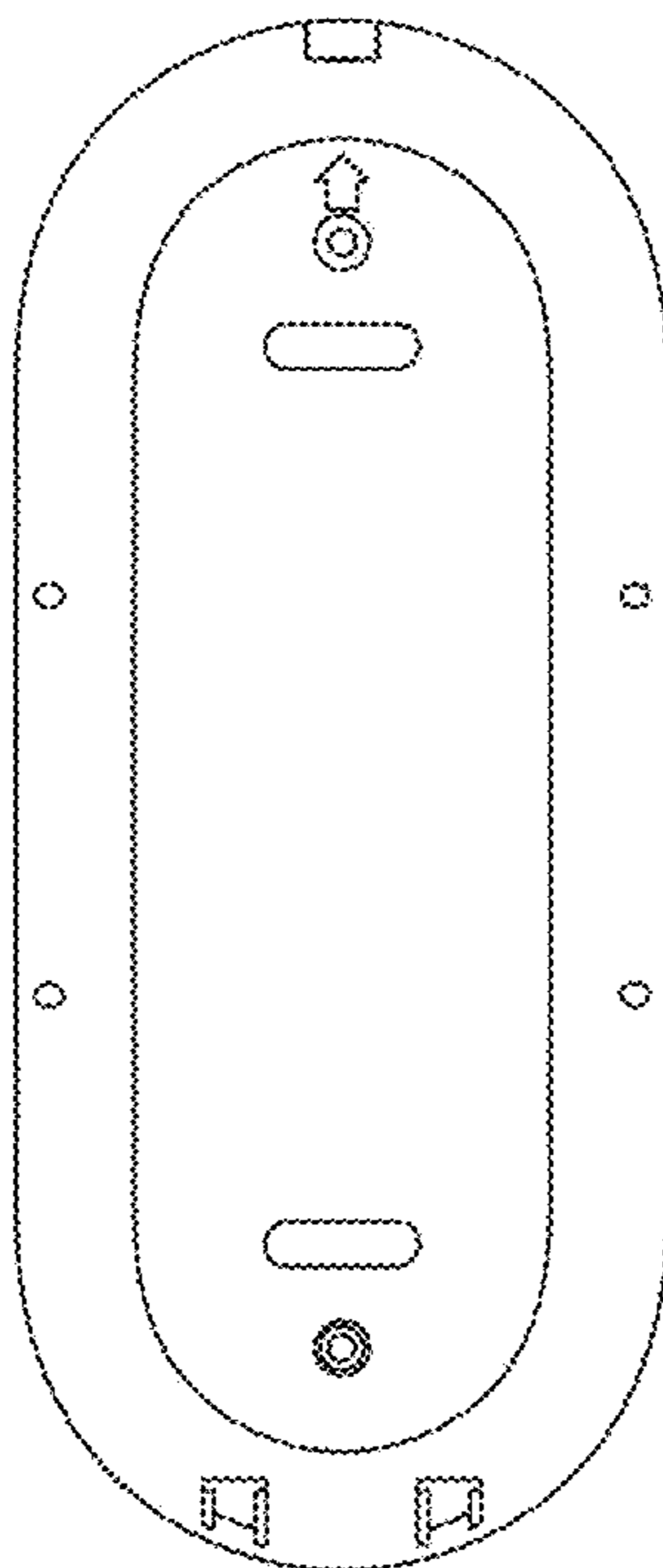
DESCRIPTION

(58) **Field of Classification Search**
USPC D8/349, 343, 305, 330, 331, 334, 300, D8/301, 354, 374, 380, 381, 400, 403, D8/404, 499, 350-353, 402, 783, 394; D10/46, 104.1, 106.1, 106.2, 106.5, D10/106.6, 116.1, 118, 118.1, 118.2, D10/119.1, 120, 121, 124, 126; D13/158, D13/169, 171, 174, 167; D16/242
CPC H04M 11/02; H04M 11/025; G08B 3/00; G08B 3/10; G08B 7/00; G08B 7/06

FIG. 1 is a front view of the design;
FIG. 2 is a left view of the design;
FIG. 3 is a right view of the design;
FIG. 4 is a rear view of the design;
FIG. 5 is a top view of the design;
FIG. 6 is a bottom view of the design; and,
FIG. 7 is a perspective view of the design.
Figure(s) that best shows the key point of protection of the design: FIG. 7.

See application file for complete search history.

1 Claim, 7 Drawing Sheets



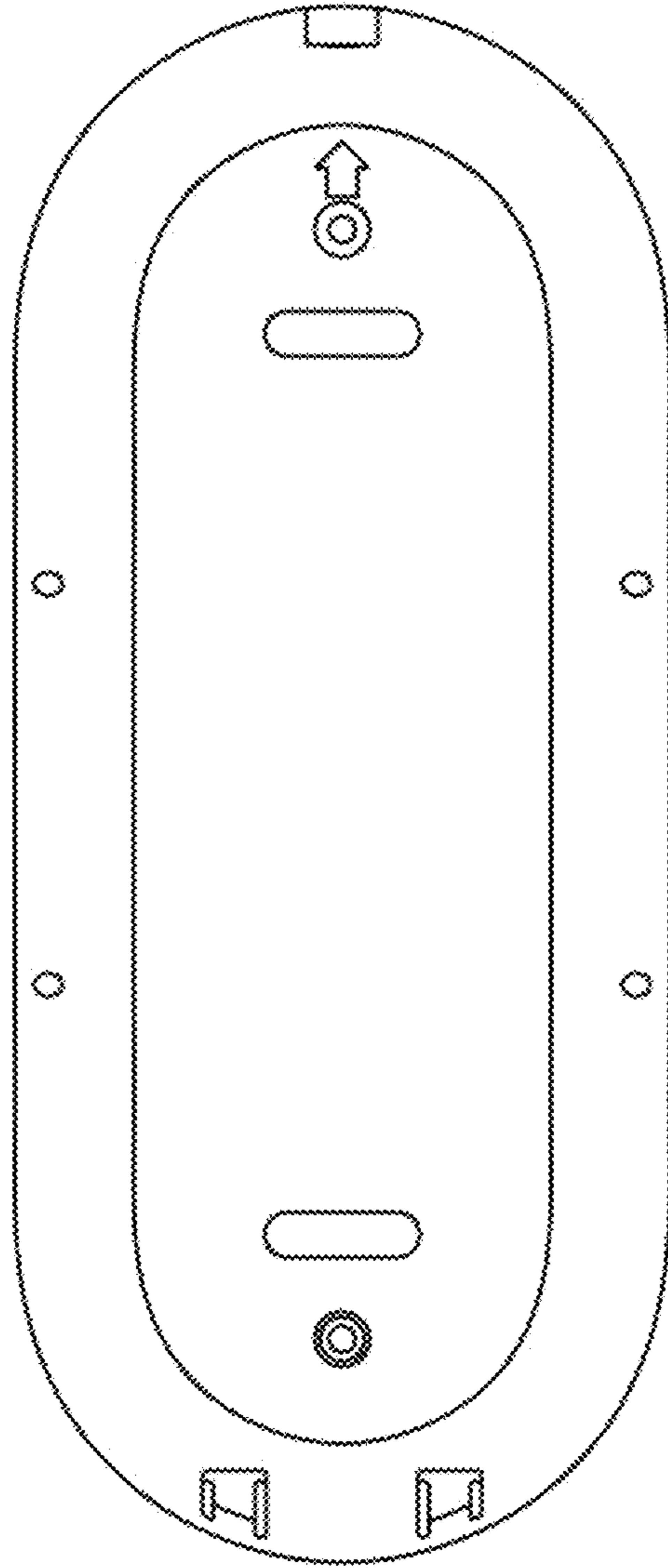


FIG. 1



FIG. 2



FIG. 3




FIG. 4

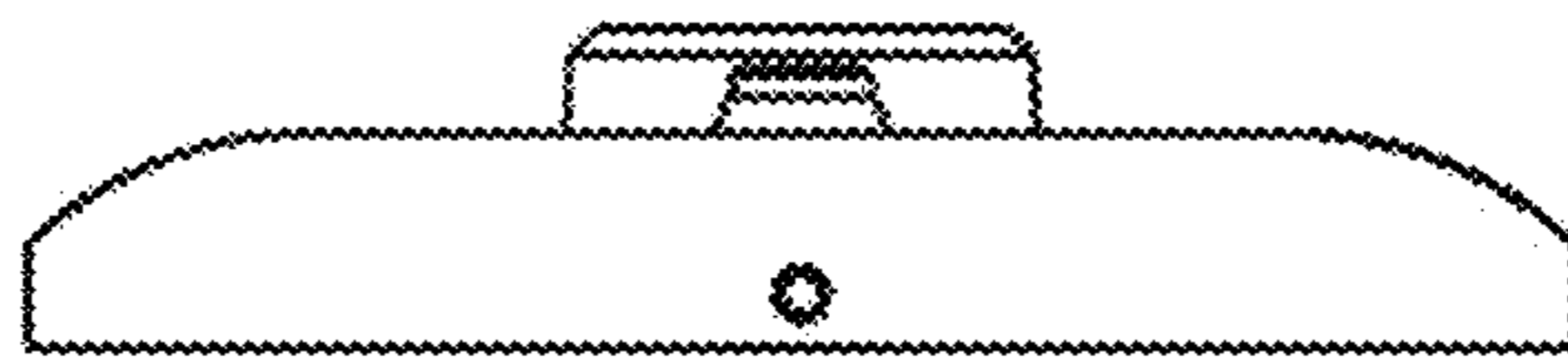


FIG. 5

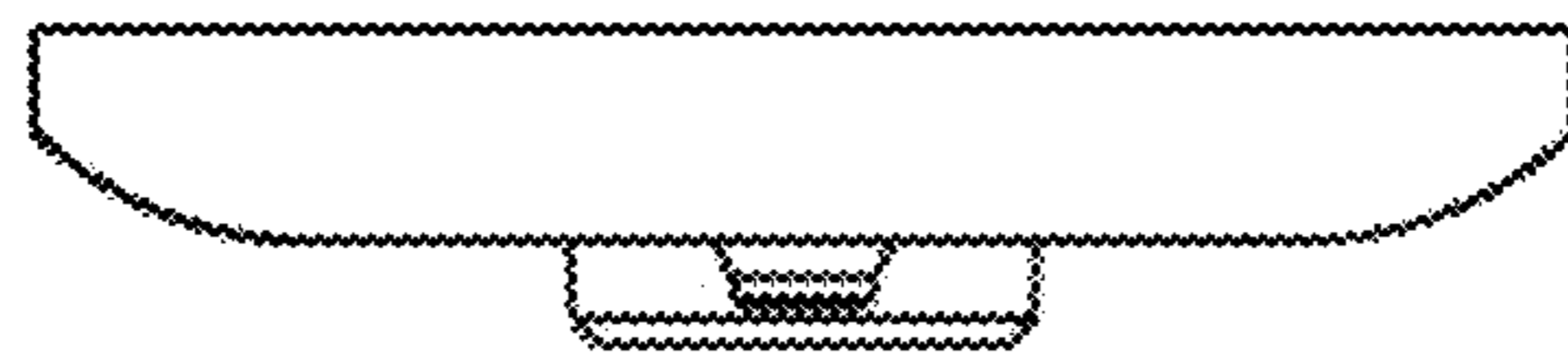


FIG. 6

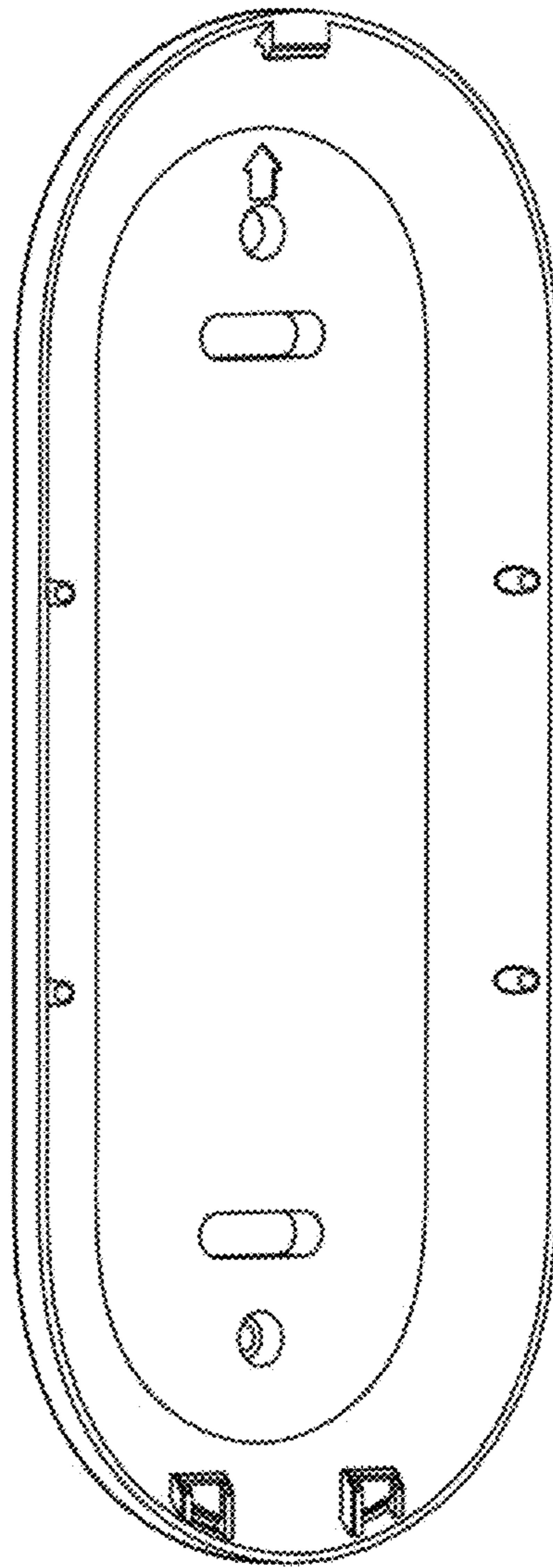


FIG. 7