



US00D968243S

(12) **United States Design Patent** (10) **Patent No.:** **US D968,243 S**
Hammerbeck (45) **Date of Patent:** **** Nov. 1, 2022**

(54) **VEHICLE LIDAR**
(71) Applicant: **Polestar Performance AB**, Gothenburg (SE)
(72) Inventor: **Malte Hammerbeck**, Torslanda (SE)
(73) Assignee: **Polestar Performance AB**, Gothenburg (SE)
(**) Term: **15 Years**
(21) Appl. No.: **29/746,634**
(22) Filed: **Aug. 14, 2020**
(30) **Foreign Application Priority Data**

Feb. 14, 2020 (EM) 007694435-0011

(51) **LOC (13) Cl.** **10-04**
(52) **U.S. Cl.**

USPC **D10/70**

(58) **Field of Classification Search**
USPC D10/65, 81, 75, 114, 0.6, 96, 85, 126,
D10/123; D12/406, 173; D24/233, 231,
D24/216

CPC G06K 9/00791; G01P 5/26; G01P 13/025;
G01P 3/36; G01P 13/02; G01P 21/025;
G01P 3/68; G01P 5/001; G01P 13/04;
G01P 21/02; G01P 3/366; G01P 5/24;
G01P 3/486; G01P 3/487; G01P 5/06;
G01P 3/00

See application file for complete search history.

(56) **References Cited**

U.S. PATENT DOCUMENTS

D398,901 S * 9/1998 Roman D13/162
D478,070 S * 8/2003 Nagai D14/230
D492,607 S * 7/2004 Curkovic D10/104.1
D508,064 S * 8/2005 Ramirez D16/203
D522,939 S * 6/2006 Chiang D12/173

D556,233 S * 11/2007 Webb D16/202
D563,252 S * 3/2008 Minta D10/104.1
D638,320 S * 5/2011 Thing D10/70
D655,263 S * 3/2012 Tsai D14/125
D724,214 S * 3/2015 Ihara D24/158

(Continued)

FOREIGN PATENT DOCUMENTS

KR 301129072.0000 * 9/2020
TW 212413-0001 * 1/2021

OTHER PUBLICATIONS

Car Body Design, Polestar Precept Concept, publication date Feb. 25, 2020, (online) URL: <https://www.carbodydesign.com/2020/02/polestar-precept-concept/> (Year: 2020).*

Primary Examiner — George D. Kirschbaum
Assistant Examiner — Antoinette Martine Suiter
(74) *Attorney, Agent, or Firm* — Patterson Thuent IP


(57) **CLAIM**

The ornamental design for a vehicle lidar, as shown.

DESCRIPTION

FIG. 1 is a front left perspective view of a vehicle lidar.
FIG. 2 is a front right perspective view of the vehicle lidar depicted in FIG. 1.
FIG. 3 is a front view of the vehicle lidar depicted in FIG. 1.
FIG. 4 is a rear view of the vehicle lidar depicted in FIG. 1.
FIG. 5 is a left side view of the vehicle lidar depicted in FIG. 1.
FIG. 6 is a top view of the vehicle lidar depicted in FIG. 1.
FIG. 7 is a right side view of the vehicle lidar depicted in FIG. 1; and,
FIG. 8 is a bottom view of the vehicle lidar depicted in FIG. 1.

1 Claim, 8 Drawing Sheets



(56)

References Cited

U.S. PATENT DOCUMENTS

D728,391 S * 5/2015 Olivieri D10/70
D740,771 S * 10/2015 Daniel D14/125
D745,422 S * 12/2015 Lanini D10/70
D747,380 S * 1/2016 Fish, Jr. D14/230
D788,610 S * 6/2017 Venth D10/70
D795,107 S * 8/2017 Alvarez D10/65
D797,584 S * 9/2017 Venth D10/70
D813,121 S * 3/2018 Swanseger D12/173
D834,633 S * 11/2018 Carlson D16/208
D839,109 S * 1/2019 Janse D10/70
D851,508 S * 6/2019 D'Eramo D10/70
D860,888 S * 9/2019 Ninov D12/173
D873,898 S * 1/2020 Roth D16/242
D874,956 S * 2/2020 Ahn D10/70
D875,160 S * 2/2020 Krakauer D16/208
D896,866 S * 9/2020 Vozzi D16/203
D919,461 S * 5/2021 Jones, II D10/70
D939,409 S * 12/2021 Theis D12/173
D939,753 S * 12/2021 Chen D16/203

* cited by examiner




FIG. 1



FIG. 2




FIG. 3




FIG. 4

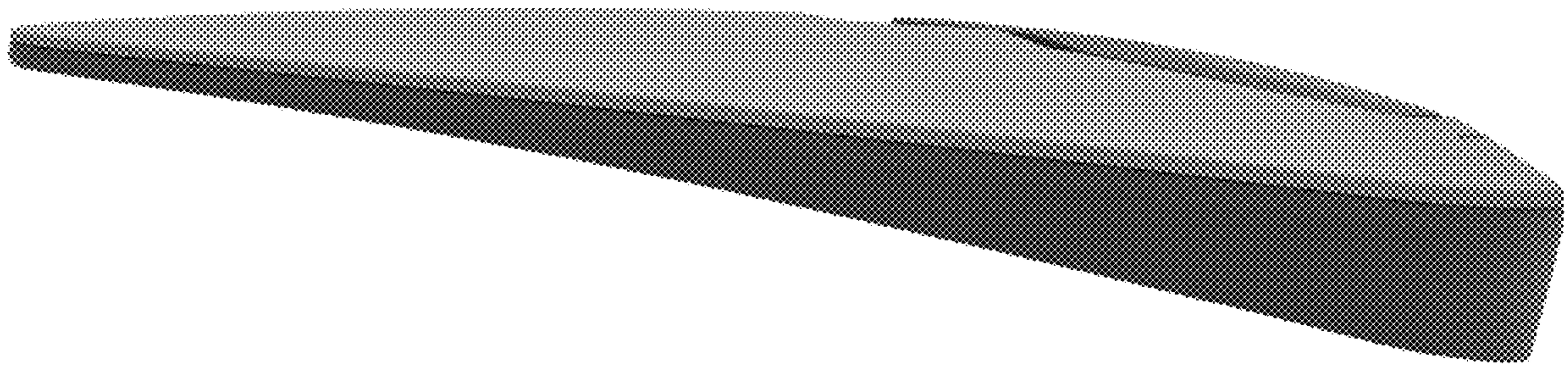


FIG. 5

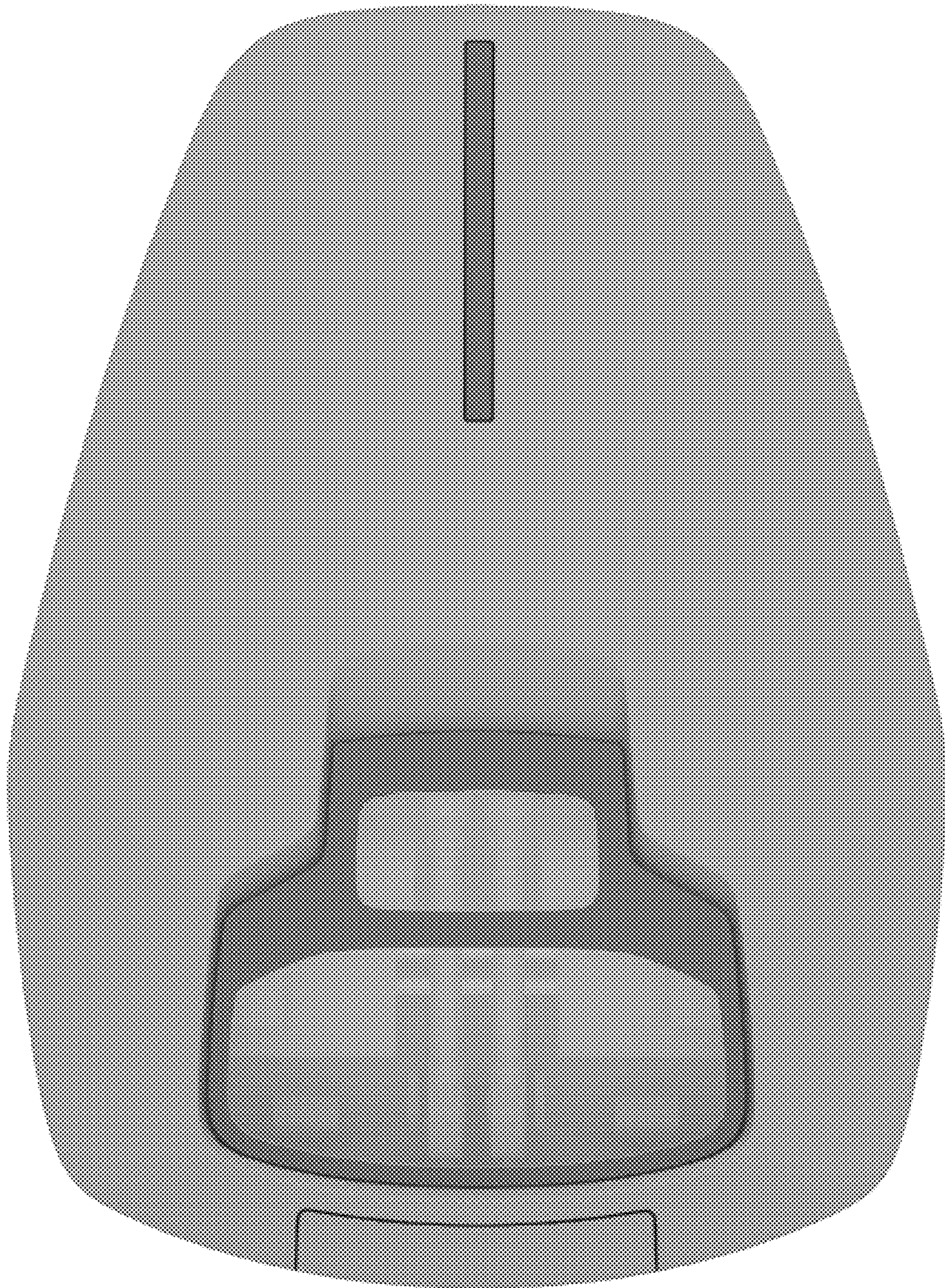


FIG. 6




FIG. 7




FIG. 8