

US00D968207S

(12) **United States Design Patent** (10) **Patent No.:** **US D968,207 S**
Lake (45) **Date of Patent:** **** Nov. 1, 2022**

(54) **MEMBRANE LOCK**

(71) Applicant: **Stonelake Pty. Ltd.**, Coffs Harbour (AU)

(72) Inventor: **Maurice Edward Lake**, Toomina (AU)

(73) Assignee: **Stonelake Pty. Ltd.**, Coffs Harbour (AU)

(**) Term: **15 Years**

(21) Appl. No.: **29/695,628**

(22) Filed: **Jun. 20, 2019**

(30) **Foreign Application Priority Data**

Dec. 20, 2018 (AU) 201817717

(51) **LOC (13) Cl.** **08-08**

(52) **U.S. Cl.**
USPC **D8/383**

(58) **Field of Classification Search**
USPC D14/126–127, 224, 239, 371–374, 434, D14/451–452; D25/119–125, 61, 164, D25/199; D6/681, 705–706; D8/349, D8/354–356, 373, 376–377, 380, 382–383
CPC E04B 1/2608; E04B 1/2612; E04B 1/2403; E04B 1/38; E04B 1/40; F16G 11/10; F16G 11/101; F16G 11/103; F16G 11/12; F16G 11/14; F16G 11/02; F16G 11/03; F16G 11/06; F16G 11/106; F16G 11/143; A47H 1/03; A47H 1/14; A47H 1/142; A47H 1/122; A47H 13/01; A47H 5/02; F16B 2/065; F16B 45/00; F16B 2/08; F16B 2/22; F16B 2200/10; F16B 2200/503; F16B 25/0005; F16B 25/0015; F16B 25/0036; F16B 25/0063; F16B 25/0073; F16B 25/0084; F16B 25/103; F16B 7/00; F16B

(Continued)

(56) **References Cited**

U.S. PATENT DOCUMENTS

D457,052 S * 5/2002 Snyder D8/349
D459,981 S * 7/2002 Betts D25/119
D472,793 S * 4/2003 Callahan D8/349

(Continued)

OTHER PUBLICATIONS

2' Reverse Radius Corner—Cantilever Flat Track—White _ Royal Swimming Pools, Date Visited: Mar. 22, 2022, Royal Swimming Pools, Date Available: Mar. 22, 2022, <https://www.royalswimmingpools.com/2-reverse-radius-corner-cantilever-flat-track-white.html> (Year: 2022).*

(Continued)

Primary Examiner — Karen S Acker

Assistant Examiner — Elizabeth S Ko

(74) *Attorney, Agent, or Firm* — Quarles & Brady LLP

(57) **CLAIM**

The ornamental design for a membrane lock, as shown and described.

DESCRIPTION

FIG. 1 is a top, front, and left side perspective view of an ornamental design for a membrane lock;
FIG. 2 is a top, rear, and left side perspective view of the membrane lock of FIG. 1;
FIG. 3 is a bottom, front, and right side perspective view of the membrane lock of FIG. 1;
FIG. 4 is a top plan view of the membrane lock of FIG. 1;
FIG. 5 is a left side elevational view of the membrane lock of FIG. 1;
FIG. 6 is a front elevational view of the membrane lock of FIG. 1;

(Continued)




FIG. 7 is a right side elevational view of the membrane lock of FIG. 1; and,
 FIG. 8 is a rear elevational view of the membrane lock of FIG. 1.

1 Claim, 2 Drawing Sheets

(58) Field of Classification Search

CPC 7/0493; F16B 7/105; F16B 9/052; F16B 9/058

See application file for complete search history.

(56)

References Cited

U.S. PATENT DOCUMENTS

D479,008 S *	8/2003	Krieger	D25/55
D490,697 S *	6/2004	Runnalls	D8/380
D572,510 S *	7/2008	Bohler	D8/349
D631,171 S *	1/2011	Konrad	D25/124
D680,853 S *	4/2013	Pohlman	D8/380
D694,614 S *	12/2013	Pohlman	D8/380
D698,630 S *	2/2014	MacKenzie	D8/380

D760,578 S *	7/2016	Sigona	D8/349
D828,052 S *	9/2018	Bouroullec	D8/380
D849,462 S *	5/2019	Marsden	D25/123
D904,646 S *	12/2020	Reed	D25/164
D908,249 S *	1/2021	Gonzalez	D25/199
D915,282 S *	4/2021	Steininger	D13/128
D920,771 S *	6/2021	Ueda	D6/705
D930,462 S *	9/2021	Mazzone	D8/380
D936,459 S *	11/2021	Gosling	D8/354
D941,497 S *	1/2022	Dong	D25/119
D942,047 S *	1/2022	Schulten	D25/124
D942,048 S *	1/2022	Schulten	D25/124
D943,776 S *	2/2022	Baltz, Jr.	D25/136
2018/0347178 A1 *	12/2018	Heady	E04G 23/0229

OTHER PUBLICATIONS

Sunroof ouide rail. Date Visited: Mar. 22, 2022. Barbour Plastics. Date Available: Mar. 22, 2022, https://www.barbourolastics.com/rigid_channel_profiles.php (Year: 2022).*

T-Shape Lock Built-in Fitting, Date Visited: Mar. 22, 2022, Made in China, Date Available: Mar. 22, 2022, <https://m.made-in-china.com/product/E-Shape-Lock-T-Shape-Lock-Built-in-Fitting-Developed-for-Connecting-Membrane-754785925.html> (Year: 2022).*

* cited by examiner




FIG. 1




FIG. 2




FIG. 3




FIG. 4




FIG. 5




FIG. 6




FIG. 7




FIG. 8