



US00D968200S

(12) **United States Design Patent** (10) **Patent No.:** **US D968,200 S**
Helgeson et al. (45) **Date of Patent:** **** Nov. 1, 2022**

(54) **HOOK**
(71) Applicant: **3M INNOVATIVE PROPERTIES COMPANY**, St. Paul, MN (US)
(72) Inventors: **Andrew T. Helgeson**, Oakdale, MN (US); **Angela L. Pan**, Arden Hills, MN (US); **Connor M. Pelletier-Sutton**, Minneapolis, MN (US)
(73) Assignee: **3M Innovative Properties Company**, St. Paul, MN (US)
(**) Term: **15 Years**
(21) Appl. No.: **29/761,295**
(22) Filed: **Dec. 8, 2020**
(51) **LOC (13) Cl.** **08-11**
(52) **U.S. Cl.**
USPC **D8/367**
(58) **Field of Classification Search**
USPC D8/367, 354, 349, 373; D6/323; 248/301-304, 339
CPC A47G 1/00; A47G 25/00
See application file for complete search history.

7,284,671 B1 * 10/2007 Doscher A47B 81/005 211/32
D554,481 S * 11/2007 Newbould D8/367
D554,482 S * 11/2007 Hager et al. D8/367
D565,939 S * 4/2008 Newbould et al. D8/367
D579,322 S * 10/2008 Newbould et al. D8/367
D583,653 S * 12/2008 Thompson et al. D8/367
D609,995 S * 2/2010 Hager D8/367
7,833,620 B2 * 11/2010 Enserink et al. 428/321.1
D632,951 S * 2/2011 McGreevy D8/367
D641,228 S * 7/2011 Qiblawi et al. D8/367
D665,653 S * 8/2012 Thompson D8/367
D678,041 S * 3/2013 Pan D8/367
D680,804 S * 4/2013 Gilboe D7/367
D697,388 S * 1/2014 Pan D8/367
D697,389 S * 1/2014 Pan D8/367
D715,133 S 10/2014 Pan
D715,625 S 10/2014 Pan
D715,626 S 10/2014 Pan
D801,787 S * 11/2017 Pan D8/367
D835,422 S * 12/2018 Cohen D8/372
D842,082 S * 3/2019 Thompson D8/367
D864,697 S * 10/2019 Gnocchini D8/367

* cited by examiner

Primary Examiner — Cynthia R Underwood
(74) *Attorney, Agent, or Firm* — Ann K. Gallagher

(57) **CLAIM**

The ornamental design for a hook, as shown and described.

(56) **References Cited**

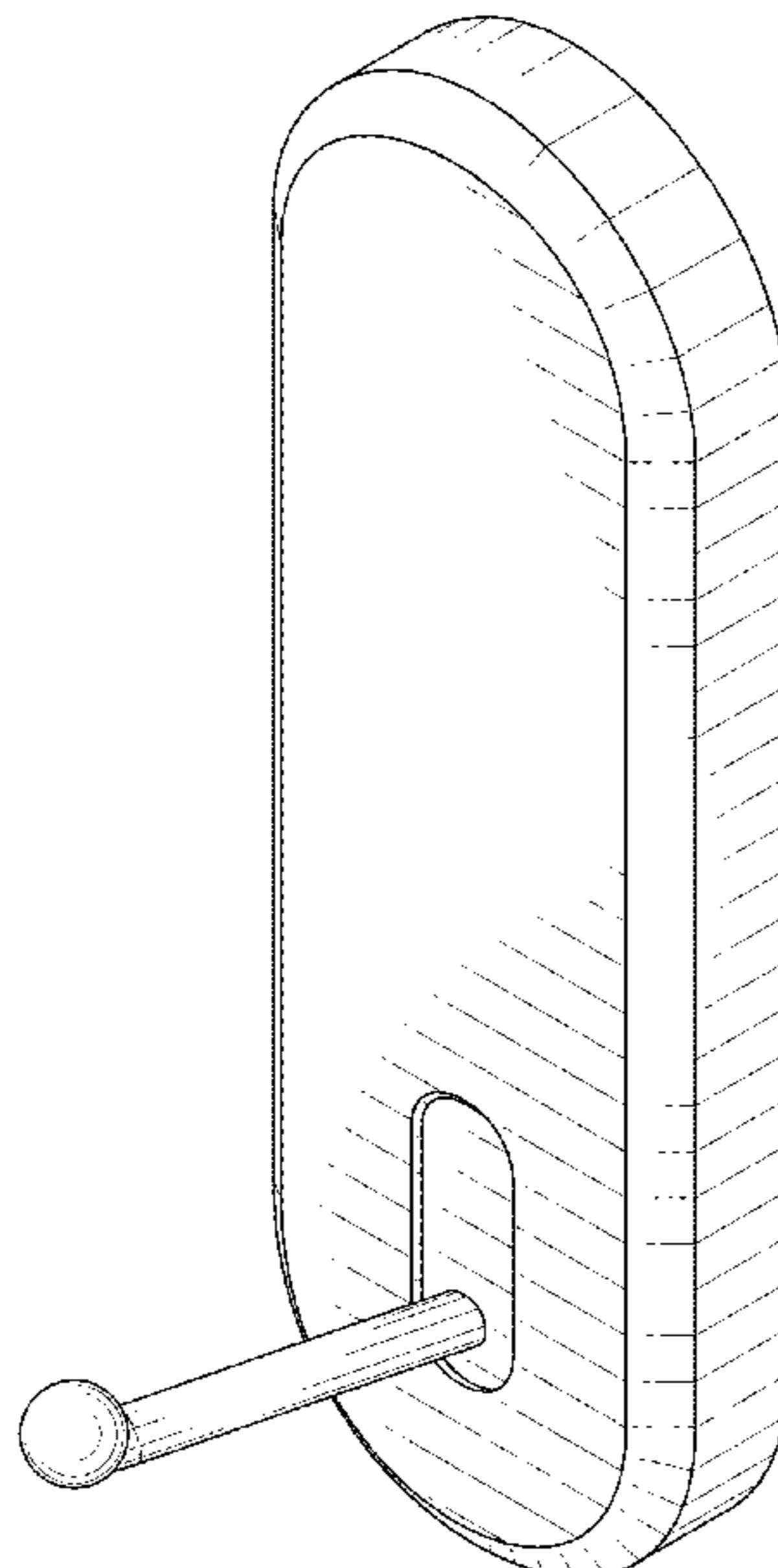
U.S. PATENT DOCUMENTS

D241,206 S * 8/1976 Halsted et al. D8/367
D289,139 S * 4/1987 Chasen D8/367
D289,255 S * 4/1987 Chasen D8/367
D307,539 S * 5/1990 Goodman D8/367
D339,058 S * 9/1993 Greenhut et al. D8/367
D361,930 S * 9/1995 Fillipp D8/367
D390,014 S * 2/1998 Ho D6/323
D393,412 S * 4/1998 Bries et al. D8/367
D417,385 S * 12/1999 Bries et al. D8/367
D480,292 S * 10/2003 Johansson D8/367
D494,452 S * 8/2004 Sheldon D8/367
D543,837 S * 6/2007 Newbould D8/367

DESCRIPTION

FIG. 1 is a perspective view showing the new design for a hook;
FIG. 2 is a front view thereof;
FIG. 3 is a rear view thereof;
FIG. 4 is a left side view thereof;
FIG. 5 is a right side view thereof;
FIG. 6 is a top view thereof; and,
FIG. 7 is a bottom view thereof.

1 Claim, 5 Drawing Sheets



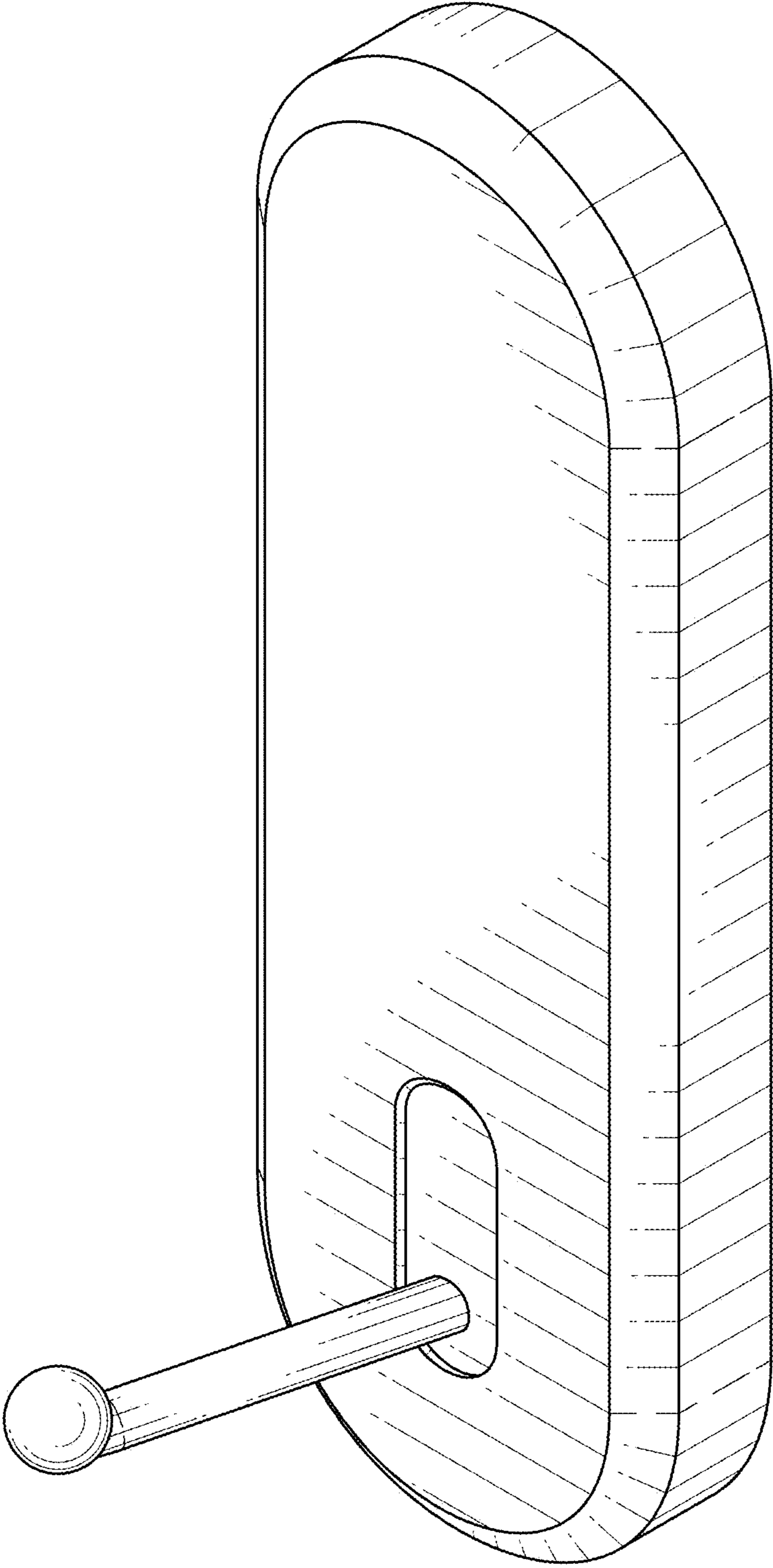


FIG. 1




FIG. 2




FIG. 3




FIG. 4




FIG. 5

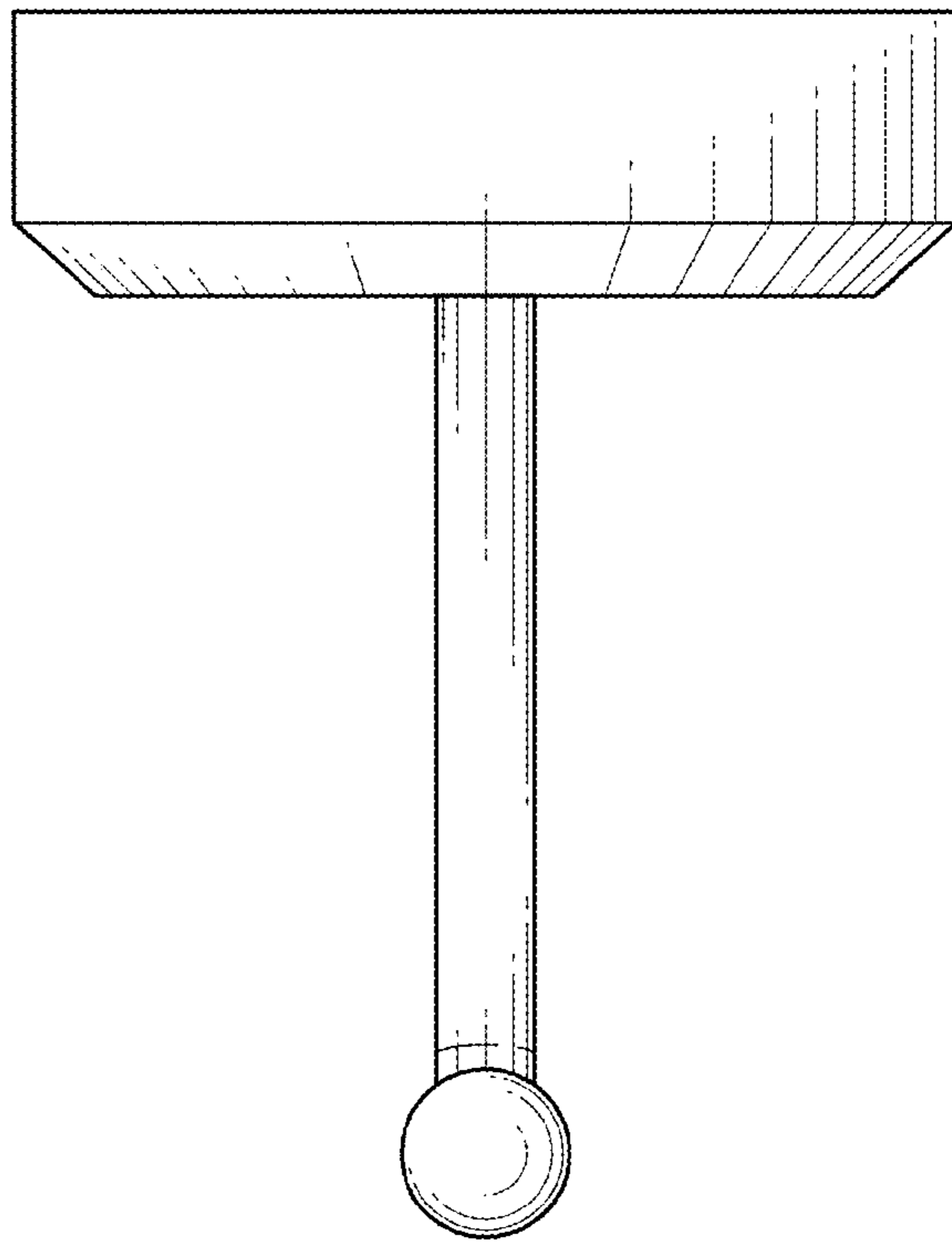


FIG. 6

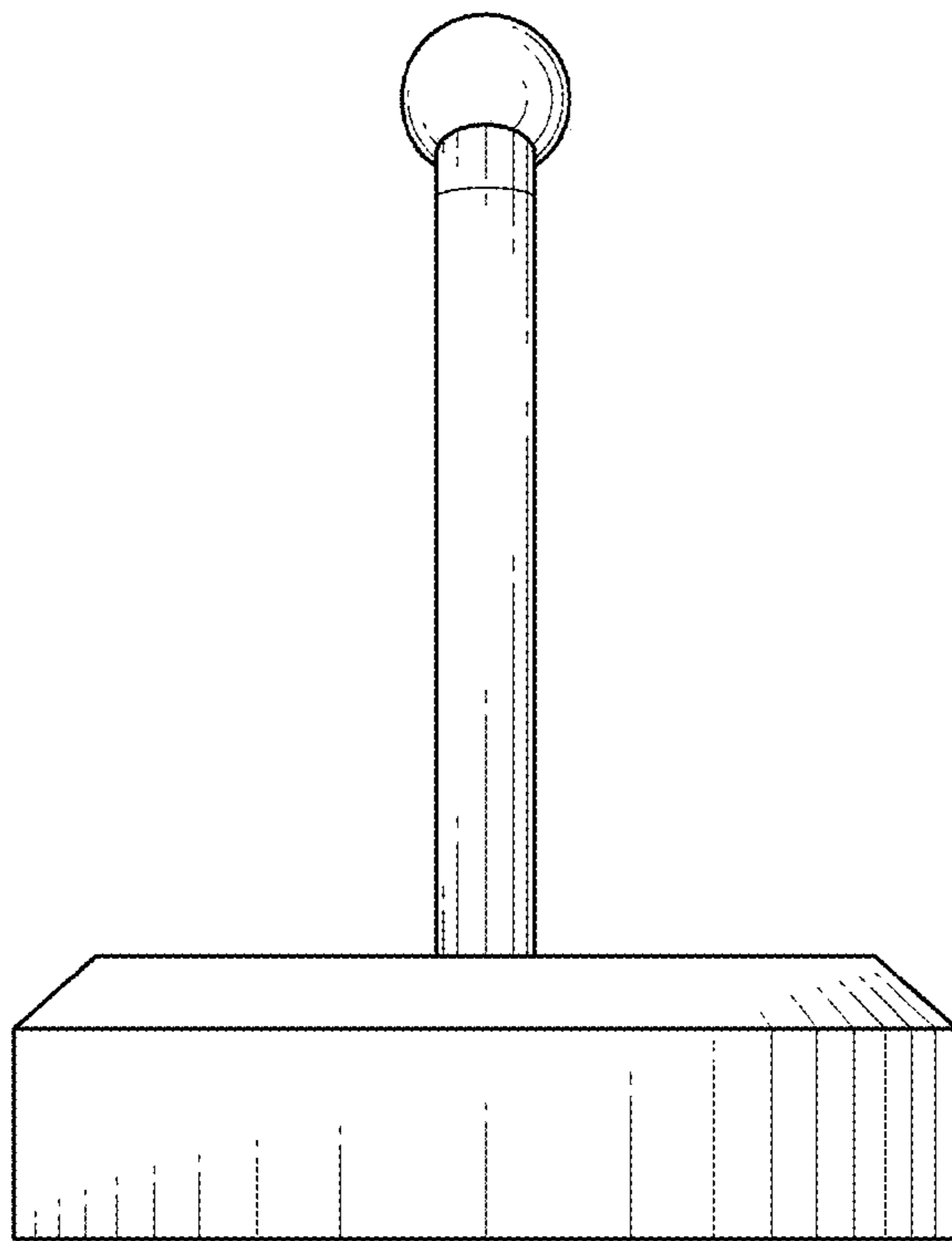


FIG. 7