

US00D968189S

(12) **United States Design Patent** (10) **Patent No.:** **US D968,189 S**
Weber et al. (45) **Date of Patent:** **** Nov. 1, 2022**

- (54) **UTILITY KNIFE**
- (71) Applicant: **Fiskars Finland Oy Ab**, Helsinki (FI)
- (72) Inventors: **Emery Weber**, Helsinki (FI); **Stephen Dechant**, Helsinki (FI); **Dan Cunningham**, Helsinki (FI); **Sara Kasbekar**, Helsinki (FI)
- (73) Assignee: **FISKARS FINLAND OY AB**, Helsinki (FI)
- (**) Term: **15 Years**
- (21) Appl. No.: **29/756,107**
- (22) Filed: **Oct. 26, 2020**
- (51) **LOC (13) Cl.** **08-03**
- (52) **U.S. Cl.**
USPC **D8/95**
- (58) **Field of Classification Search**
USPC D8/98, 99, 107, 14, 20; D22/118
CPC B26B 5/001; B26B 5/003; B26B 11/00;
B26B 1/08; B26B 1/02; B26B 1/10;
B26B 1/04; B26B 1/046; B26B 1/048;
B26B 1/042
See application file for complete search history.

- (56) **References Cited**
U.S. PATENT DOCUMENTS
- 6,829,827 B2 * 12/2004 Tseng B26B 5/001
30/124
- 8,567,071 B2 * 10/2013 Strauss B26B 5/001
30/162

D705,033	S	*	5/2014	Dahlberg	D8/98
D840,774	S	*	2/2019	Dechant	D8/14
D840,781	S	*	2/2019	Honadel	D8/99
D847,601	S	*	5/2019	Dechant	D8/95
D848,235	S	*	5/2019	Dechant	D8/99
10,464,224	B2	*	11/2019	Dechant	B26B 5/006
D881,667	S	*	4/2020	Han	D8/99
D910,800	S	*	2/2021	Heine	D22/118
D926,550	S	*	8/2021	Wonderley	D8/99
2017/0129112	A1	*	5/2017	Ranieri	B26B 1/08

* cited by examiner

Primary Examiner — Philip S Hyder

(74) Attorney, Agent, or Firm — Leason Ellis LLP

(57) **CLAIM**

The ornamental design for a utility knife, as shown and described.

DESCRIPTION

FIG. 1 is a perspective view of a utility knife according to our new design;
 FIG. 2 is a left-side view thereof;
 FIG. 3 is a right-side view thereof;
 FIG. 4 is a front view thereof;
 FIG. 5 is a rear view thereof;
 FIG. 6 is a top plan view thereof; and,
 FIG. 7 is a bottom plan view thereof.

Conventional shading is illustrated for purposes of highlighting the line drawings, but forms no part of the claimed design.

The broken line showing of portions of the utility knife is included for the purpose of illustrating environmental structure and forms no part of the claimed design.

1 Claim, 7 Drawing Sheets

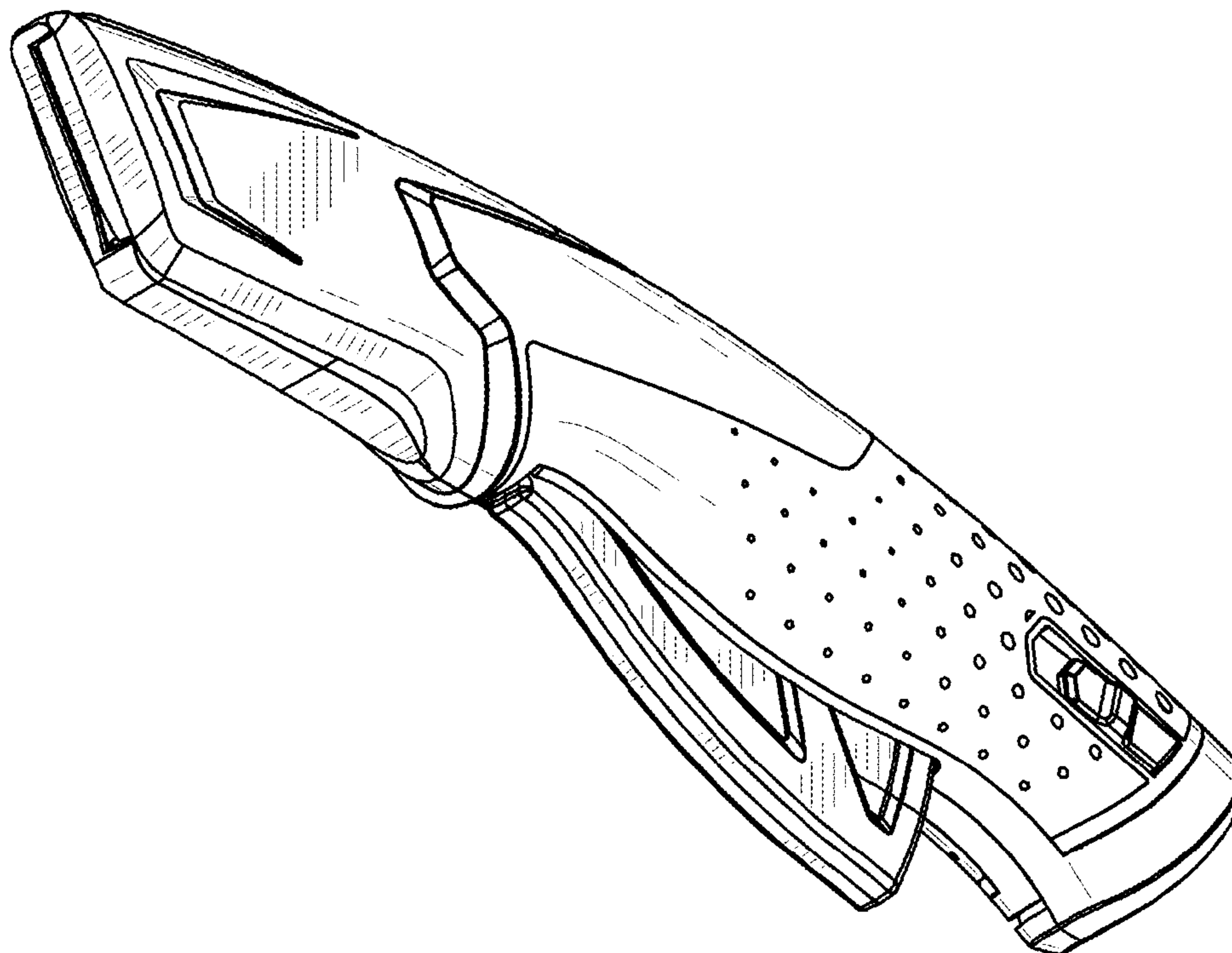


FIG. 1

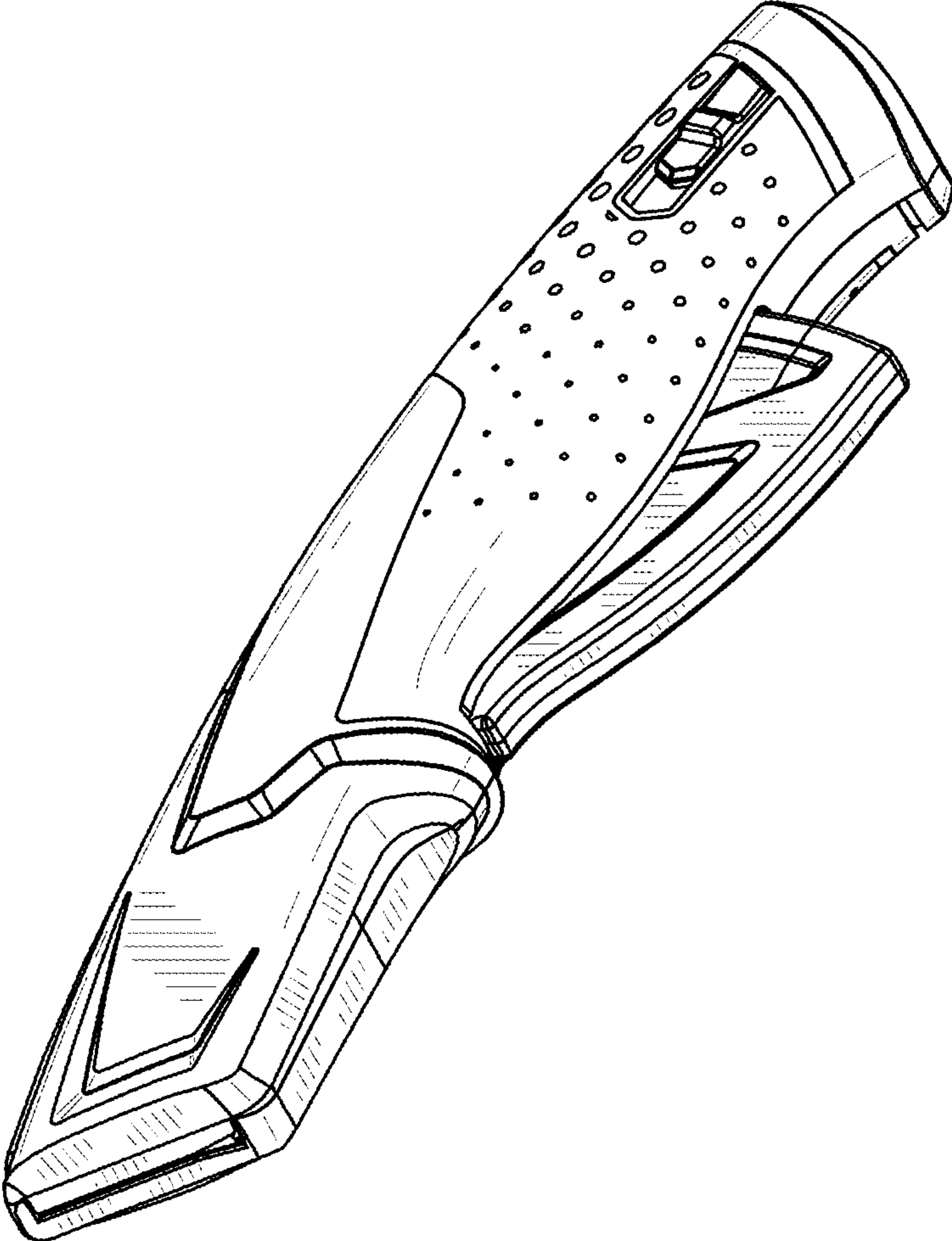


FIG. 2

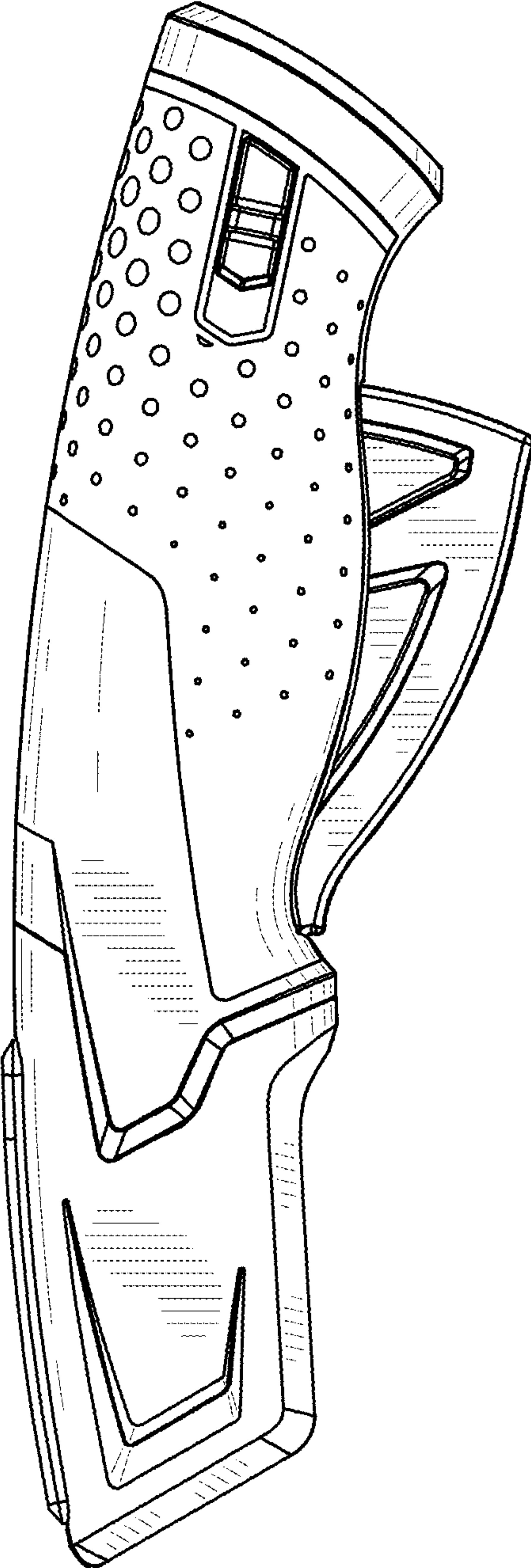


FIG. 3

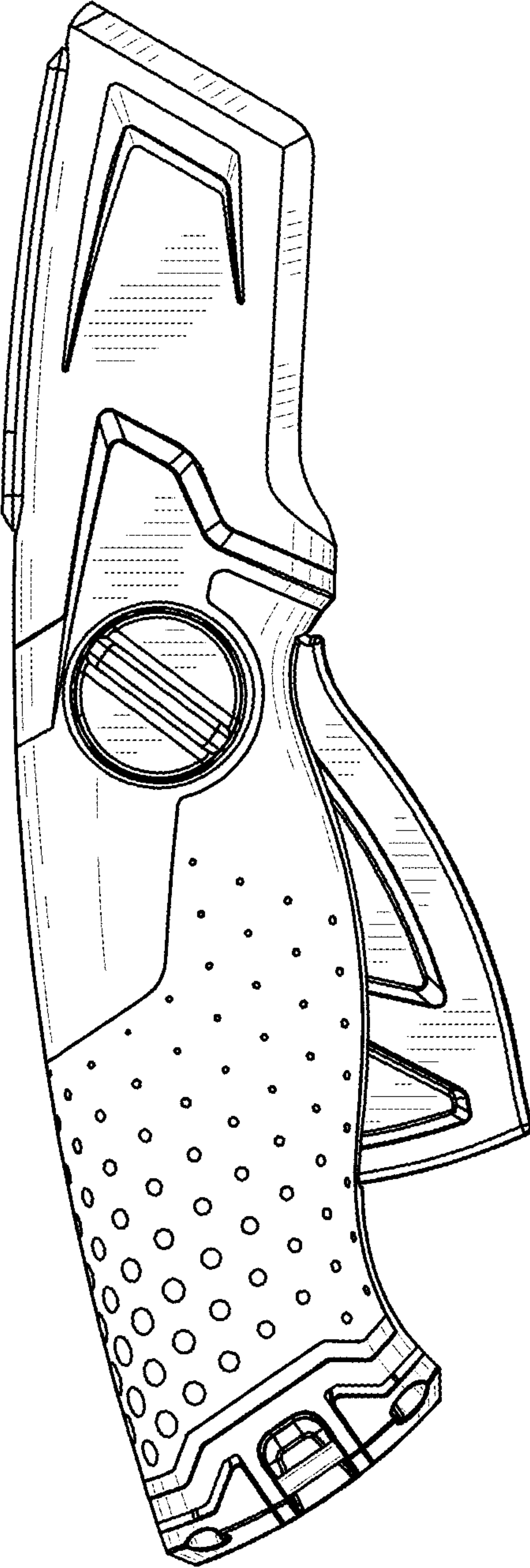


FIG. 4

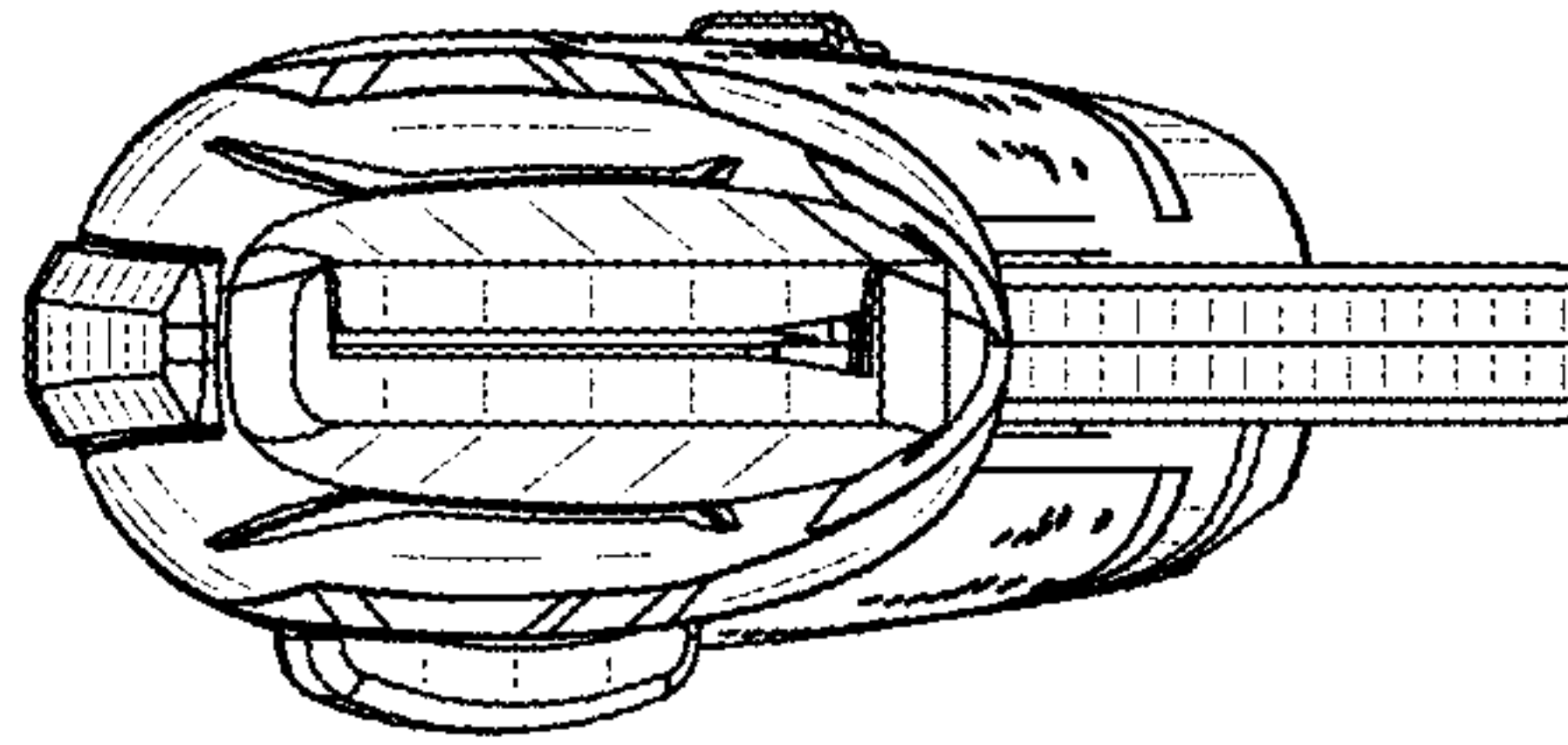


FIG. 5

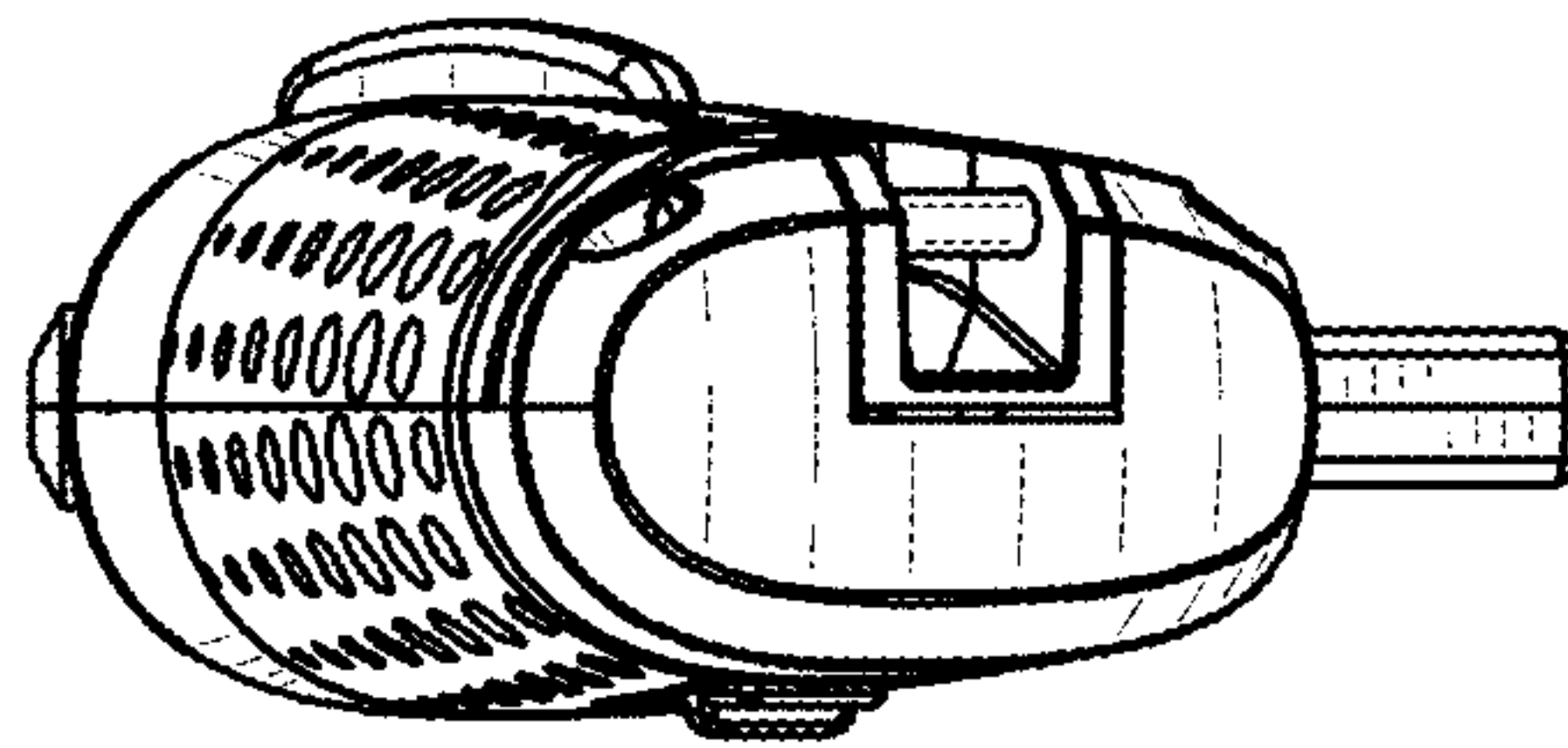


FIG. 6

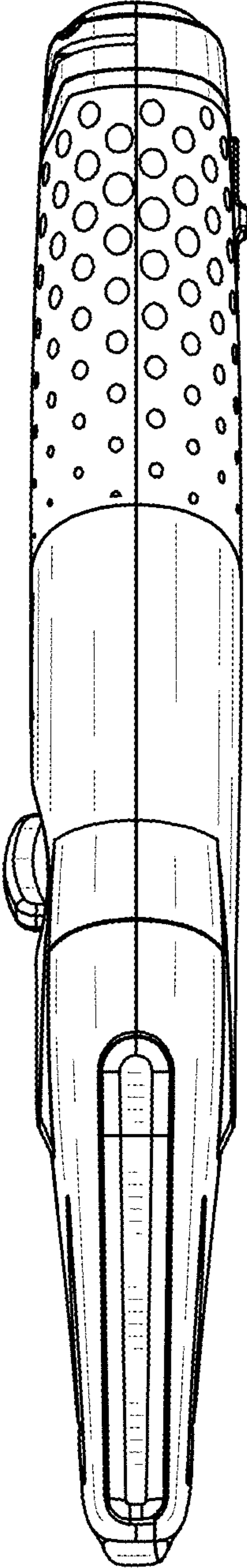


FIG. 7

