

US00D968187S

(12) **United States Design Patent** (10) **Patent No.:** **US D968,187 S**  
**Chen** (45) **Date of Patent:** **\*\* Nov. 1, 2022**

(54) **DEAD BLOW HAMMER**  
(71) Applicant: **Yan Chen**, Changzhou (CN)  
(72) Inventor: **Yan Chen**, Changzhou (CN)  
(\*\*) Term: **15 Years**  
(21) Appl. No.: **29/777,900**  
(22) Filed: **Apr. 8, 2021**  
(51) **LOC (13) Cl.** ..... **08-02**  
(52) **U.S. Cl.**  
USPC ..... **D8/77**  
(58) **Field of Classification Search**  
USPC ..... D8/75, 76, 77, 78, 79, 80, 81, 105, 107  
CPC ... B25D 1/00; B25D 1/02; B25D 1/04; B25D  
1/045; B25D 1/06; B25D 1/10; B25D  
1/12; B25G 1/102  
See application file for complete search history.

(56) **References Cited**

U.S. PATENT DOCUMENTS

D179,018 S \* 10/1956 Lowe ..... D8/77  
D274,496 S \* 7/1984 Grover ..... D8/77  
D285,284 S \* 8/1986 Blomqvist ..... D8/77  
D350,269 S \* 9/1994 Majors ..... D8/77  
D350,470 S \* 9/1994 Majors ..... D8/77  
D356,481 S \* 3/1995 Majors ..... D8/80  
5,526,719 A \* 6/1996 Chen ..... B25D 1/02  
81/26  
5,657,674 A \* 8/1997 Burnett ..... B25D 1/12  
81/22  
5,960,677 A \* 10/1999 Carmien ..... B25D 1/12  
81/22  
D463,725 S \* 10/2002 Wroblewski ..... D8/77

6,467,376 B1 \* 10/2002 Wu ..... B25G 1/01  
81/22  
D533,759 S \* 12/2006 Hopper, Jr. .... D8/77  
D652,703 S \* 1/2012 Onello ..... B25G 1/01  
D8/77  
D653,094 S \* 1/2012 Onello ..... D8/77  
D653,095 S \* 1/2012 Onello ..... D8/77  
D778,136 S \* 2/2017 Chen ..... D8/77  
D808,761 S \* 1/2018 Nelson ..... D8/77  
D826,678 S \* 8/2018 Nelson ..... D8/77  
D854,389 S \* 7/2019 Nelson ..... B25D 1/12  
D8/77  
D888,525 S \* 6/2020 Montoli ..... D8/77  
D929,840 S \* 9/2021 Chen ..... D8/77  
2014/0366688 A1 \* 12/2014 Bocanegra Marquina .....  
B25D 3/00  
81/489

\* cited by examiner

*Primary Examiner* — Philip S Hyder  
(74) *Attorney, Agent, or Firm* — Jeenam Park

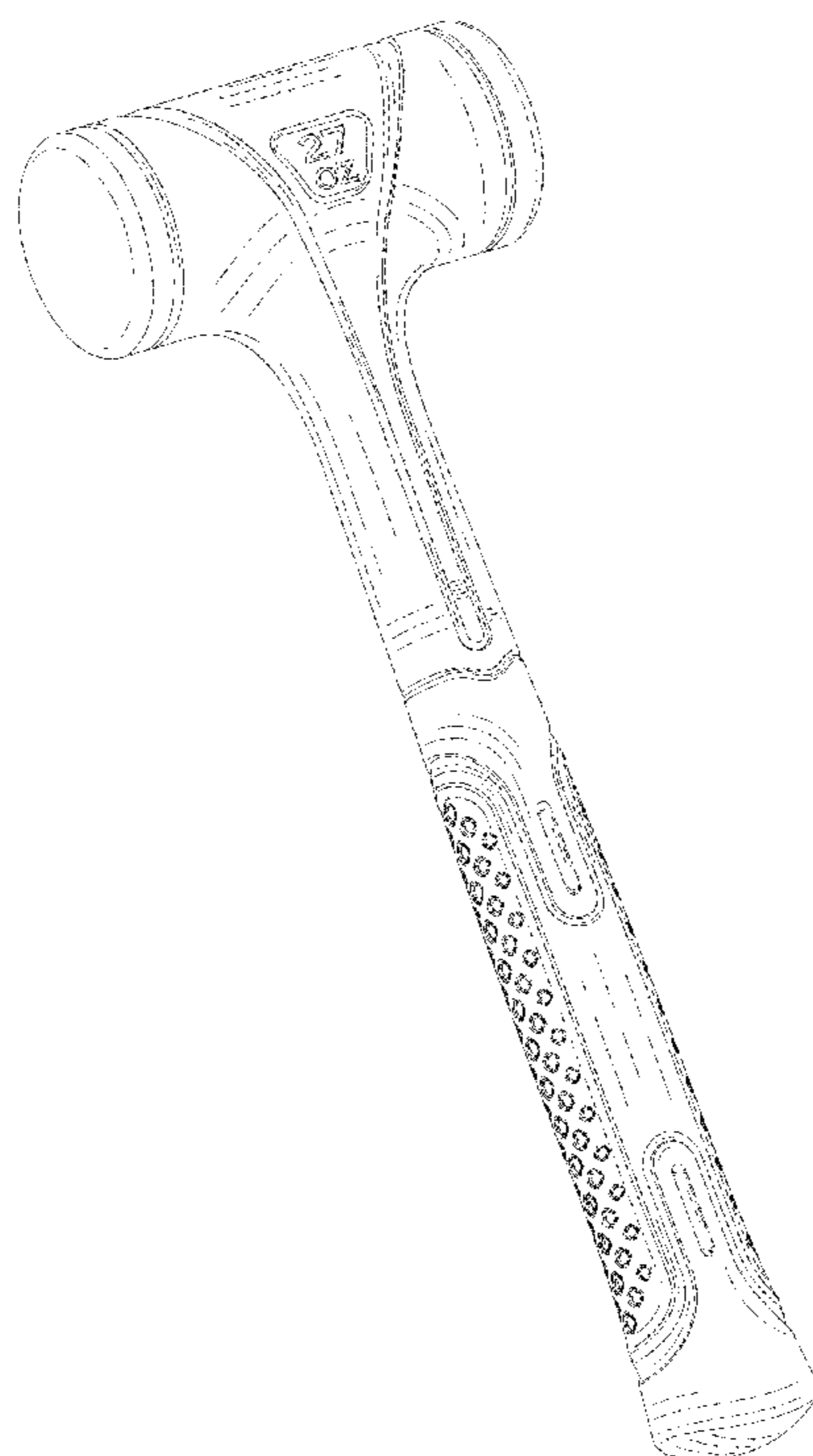
(57) **CLAIM**

The ornamental design for a dead blow hammer, as shown and described.

**DESCRIPTION**

FIG. 1 is a perspective view of a dead blow hammer showing my new design;  
FIG. 2 is a front view thereof;  
FIG. 3 is a back view thereof;  
FIG. 4 is a left side view thereof;  
FIG. 5 is a right side view thereof;  
FIG. 6 is a top plan view thereof; and,  
FIG. 7 is a bottom plan view thereof.

**1 Claim, 7 Drawing Sheets**



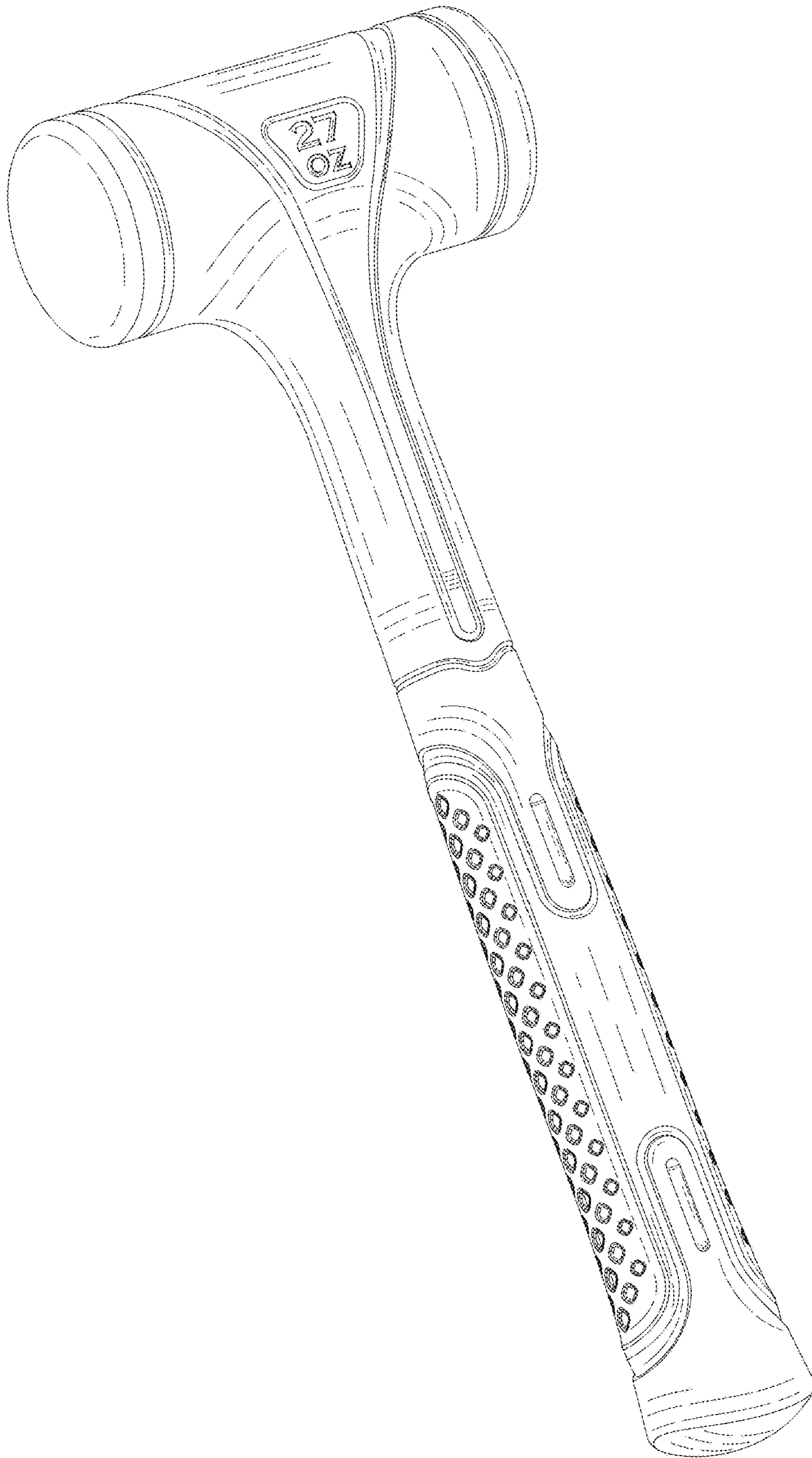


FIG. 1

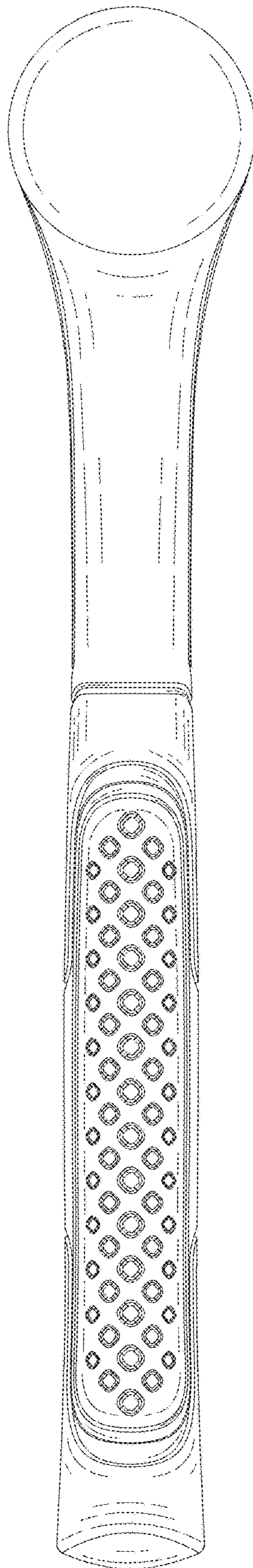


FIG. 2

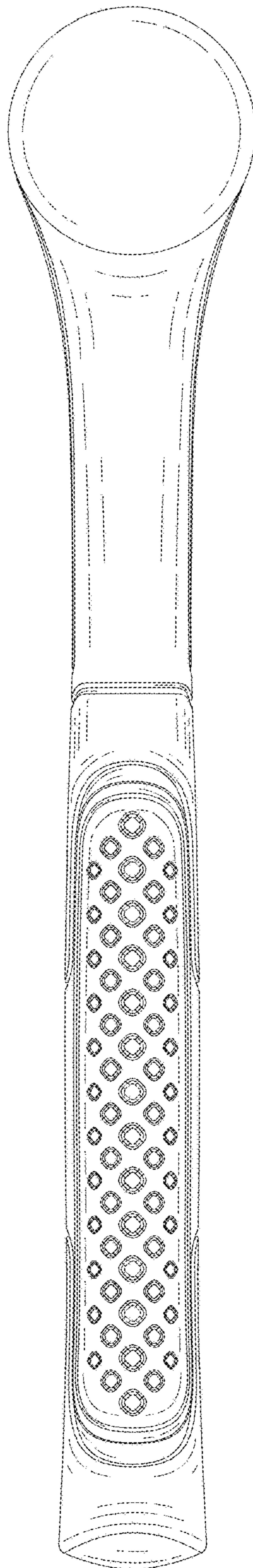


FIG. 3

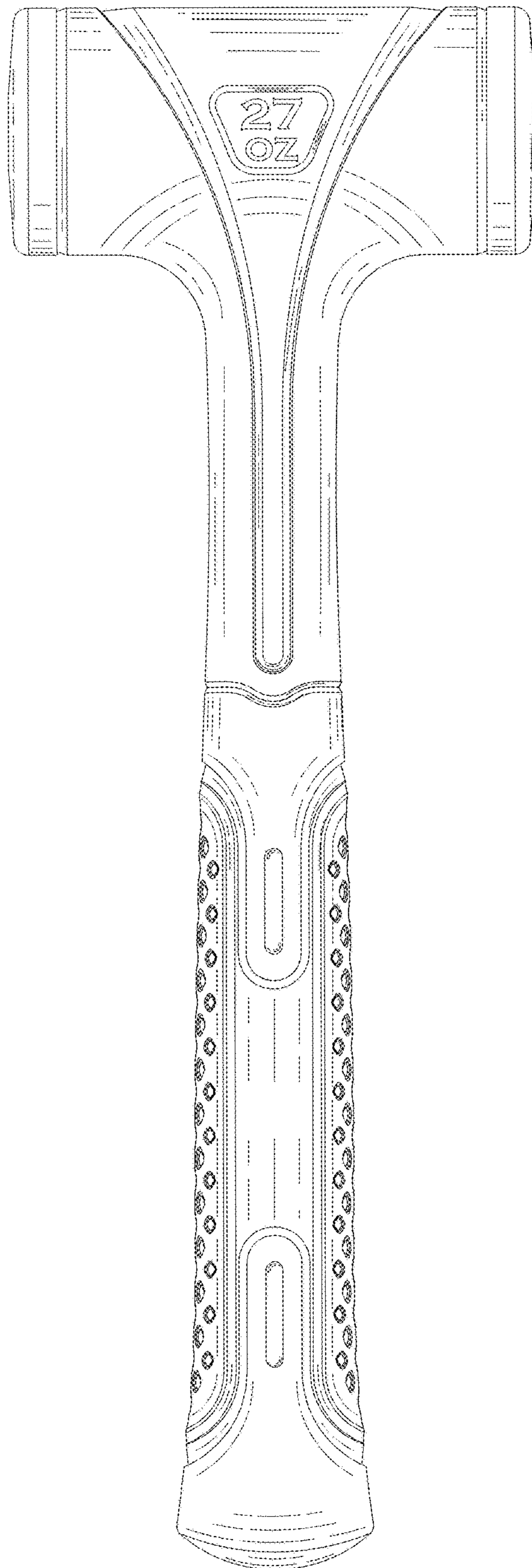


FIG. 4

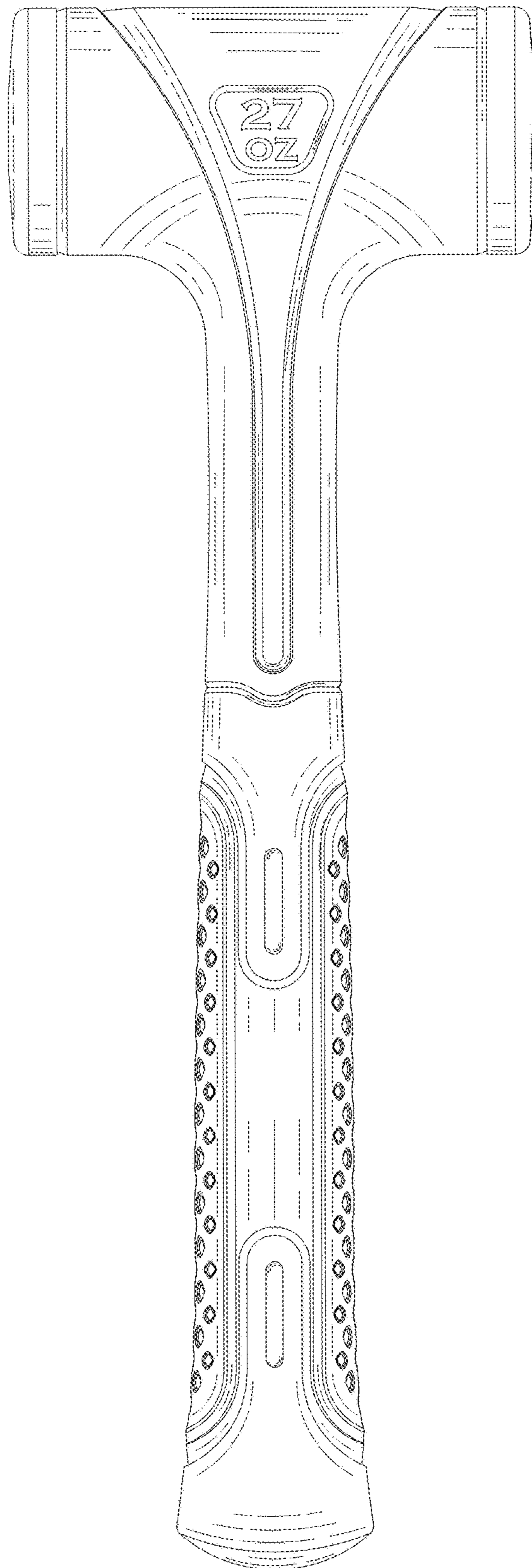


FIG. 5

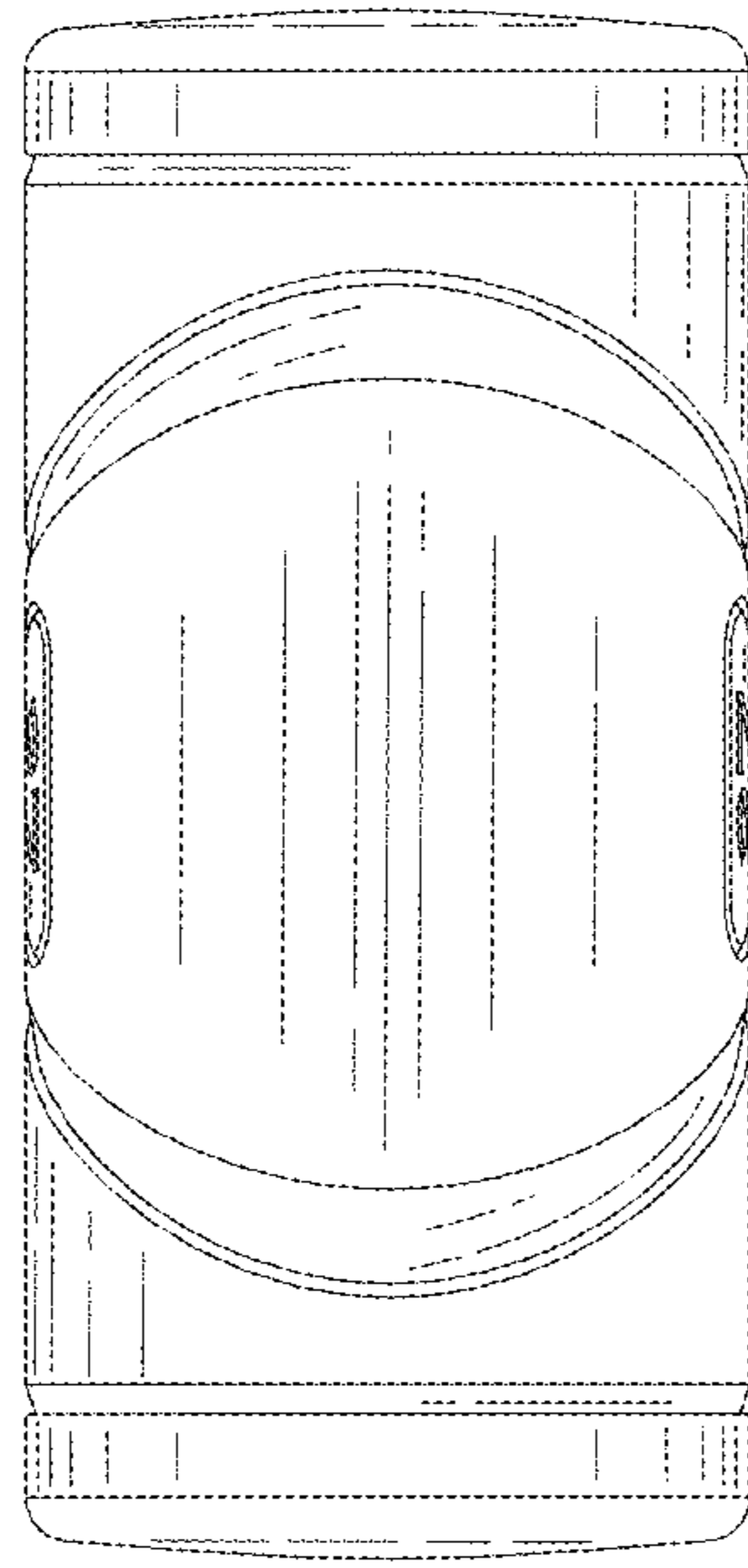


FIG. 6

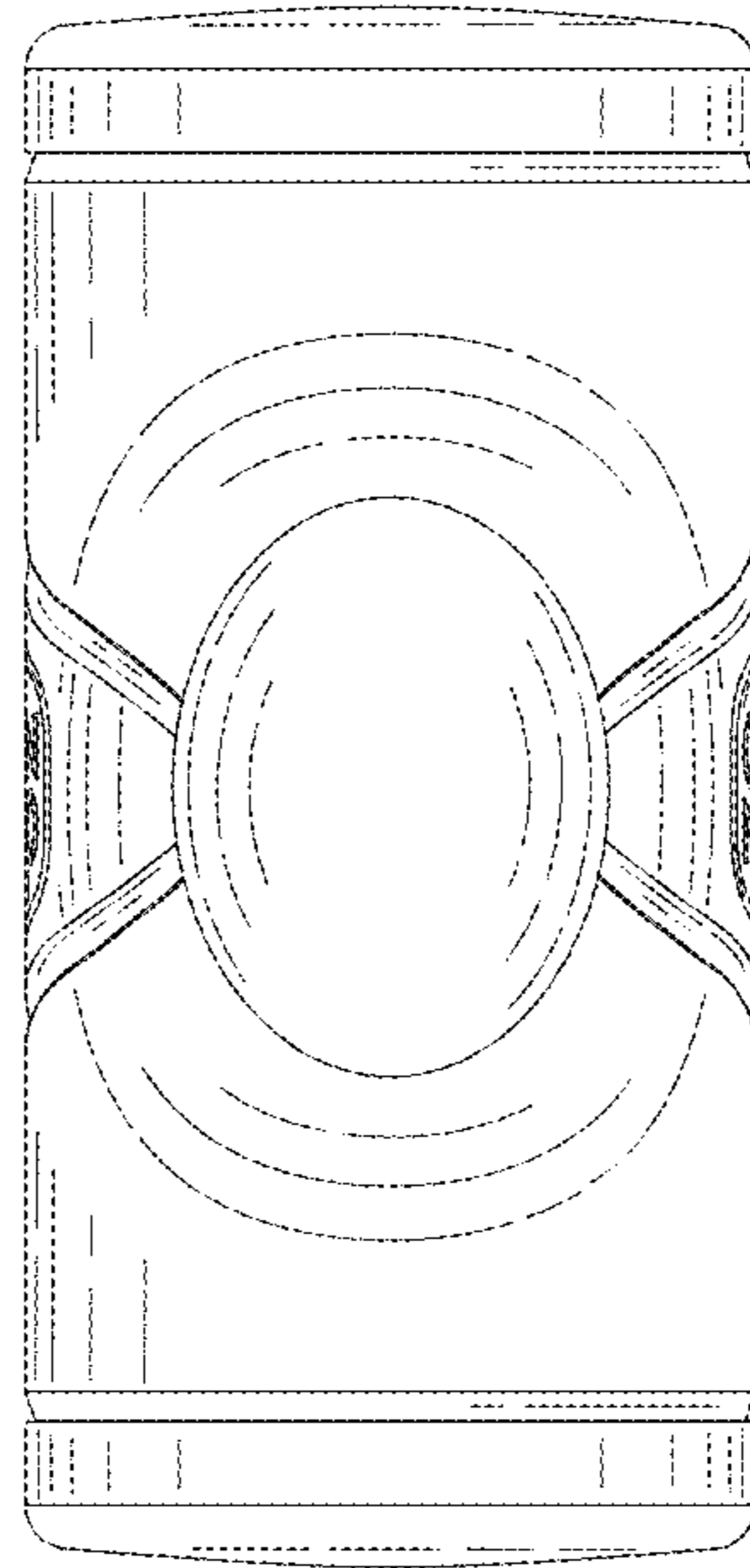


FIG. 7