



US00D968154S

(12) **United States Design Patent**
Pan

(10) **Patent No.:** **US D968,154 S**

(45) **Date of Patent:** **** Nov. 1, 2022**

(54) **TOASTER**

(71) Applicant: **Feng Pan**, Ningbo (CN)

(72) Inventor: **Feng Pan**, Ningbo (CN)

(**) Term: **15 Years**

(21) Appl. No.: **29/837,797**

(22) Filed: **May 9, 2022**

(51) **LOC (13) Cl.** **07-02**

(52) **U.S. Cl.**
USPC **D7/330**

(58) **Field of Classification Search**
USPC D7/323, 328–330, 350.4, 390
CPC ... A21B 2/00; A47J 37/00; A47J 37/06; A47J
37/0611; A47J 37/08; A47J 37/0807;
A47J 37/0814; A47J 37/0835; A47J
37/0842; A47J 37/085; A47J 37/0864;
A47J 37/0878; A47J 37/0885; A47J
37/0892; F24C 15/10; F24C 15/102

See application file for complete search history.

(56) **References Cited**

U.S. PATENT DOCUMENTS

D144,870 S *	5/1946	Platkin	D7/329
D190,609 S *	6/1961	Campbell	D7/350.4
D253,271 S *	10/1979	Rakocy	D7/350.4
D688,509 S *	8/2013	Carlson	D7/330
D701,720 S *	4/2014	Palermo	D7/330
D724,885 S *	3/2015	Kunz	D7/330
D765,456 S *	9/2016	Lee	D7/330
D804,887 S *	12/2017	Lin	D7/330
D838,132 S *	1/2019	Kowalewski	D7/330
D907,949 S *	1/2021	Carbone	D7/330
D927,239 S *	8/2021	Brega	D7/330

D932,821 S *	10/2021	Wu	D7/330
D938,216 S *	12/2021	Carbone	D7/330
D947,588 S	4/2022	Steiner et al.	

OTHER PUBLICATIONS

Revolution InstaGLO R180B—New! 2-Slice, Matte Black/Chrome Touchscreen Toaster. Date First Available on Amazon.com Dec. 9, 2021. <https://www.amazon.com/Revolution-InstaGLO%C2%AE-R180B-Touchscreen-High-Speed/dp/B09298DT37/ref> (Year: 2021).*

* cited by examiner

Primary Examiner — Ricky Pham

(74) *Attorney, Agent, or Firm* — Daniel M. Cohn;
Howard M. Cohn

(57) **CLAIM**

The ornamental design for a toaster, as shown and described.

DESCRIPTION

FIG. 1 is a perspective view of a toaster showing my new design;

FIG. 2 is another perspective view thereof;

FIG. 3 is a front elevational view thereof;

FIG. 4 is a rear elevational view thereof;

FIG. 5 is a left side elevational view thereof;

FIG. 6 is a right side elevational view thereof;


FIG. 7 is a top plan view thereof;

FIG. 8 is a bottom plan view thereof; and,

FIG. 9 is a perspective view of the toaster where the toaster is in a configuration of use.

The dash-dash broken lines in the drawings depict portions of the toaster that form no part of the claimed design.

1 Claim, 9 Drawing Sheets



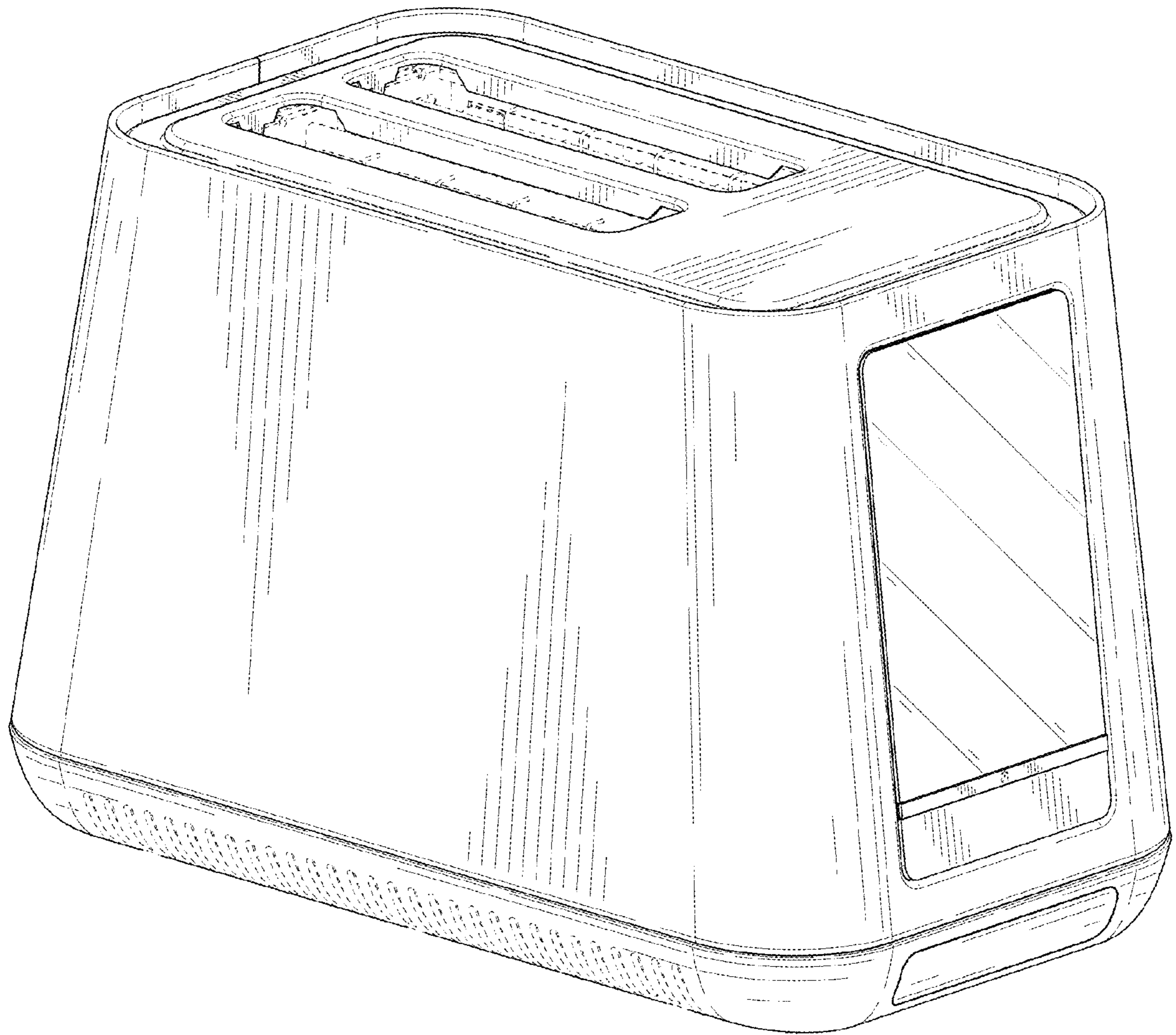


FIG. 1

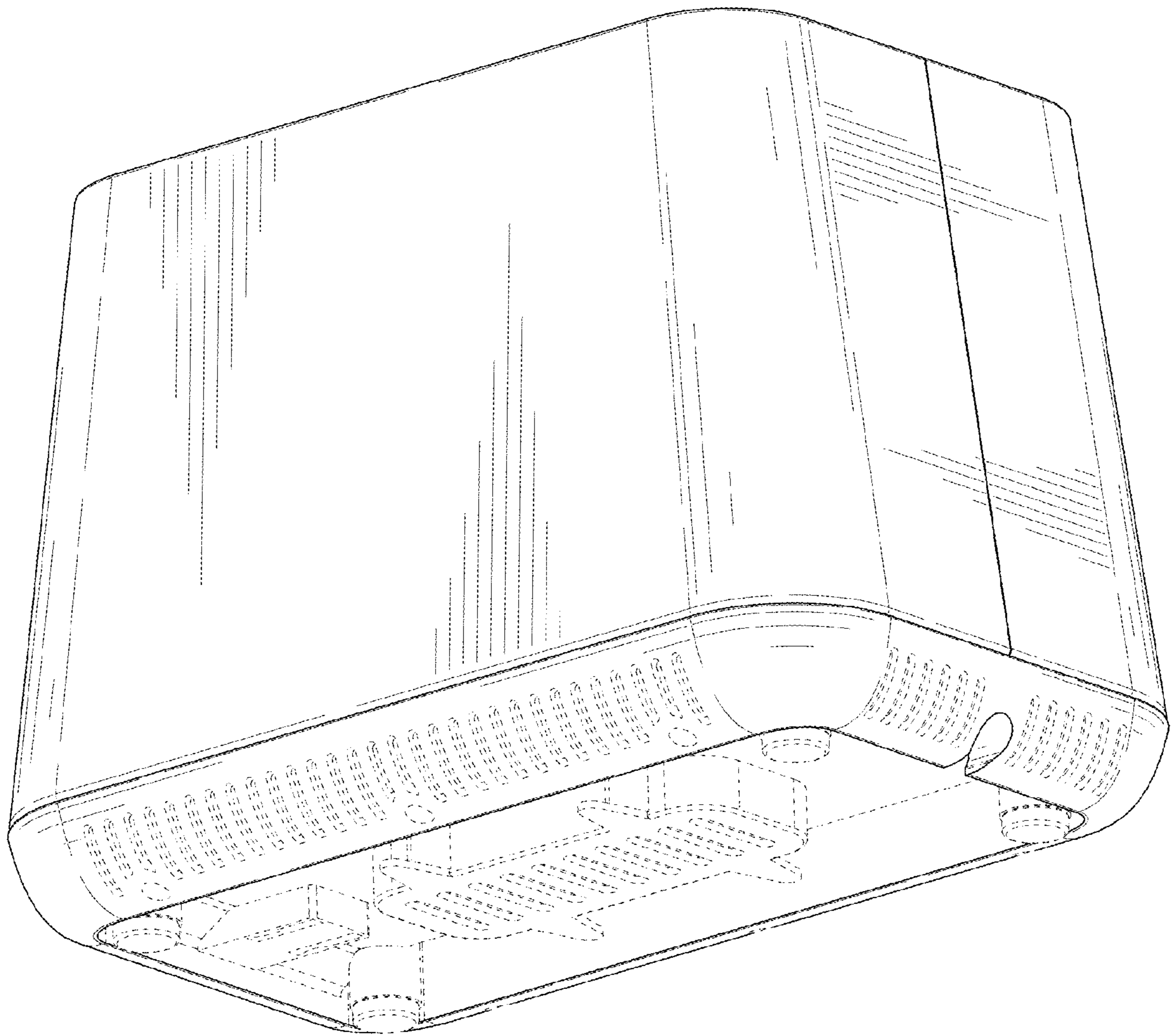


FIG. 2

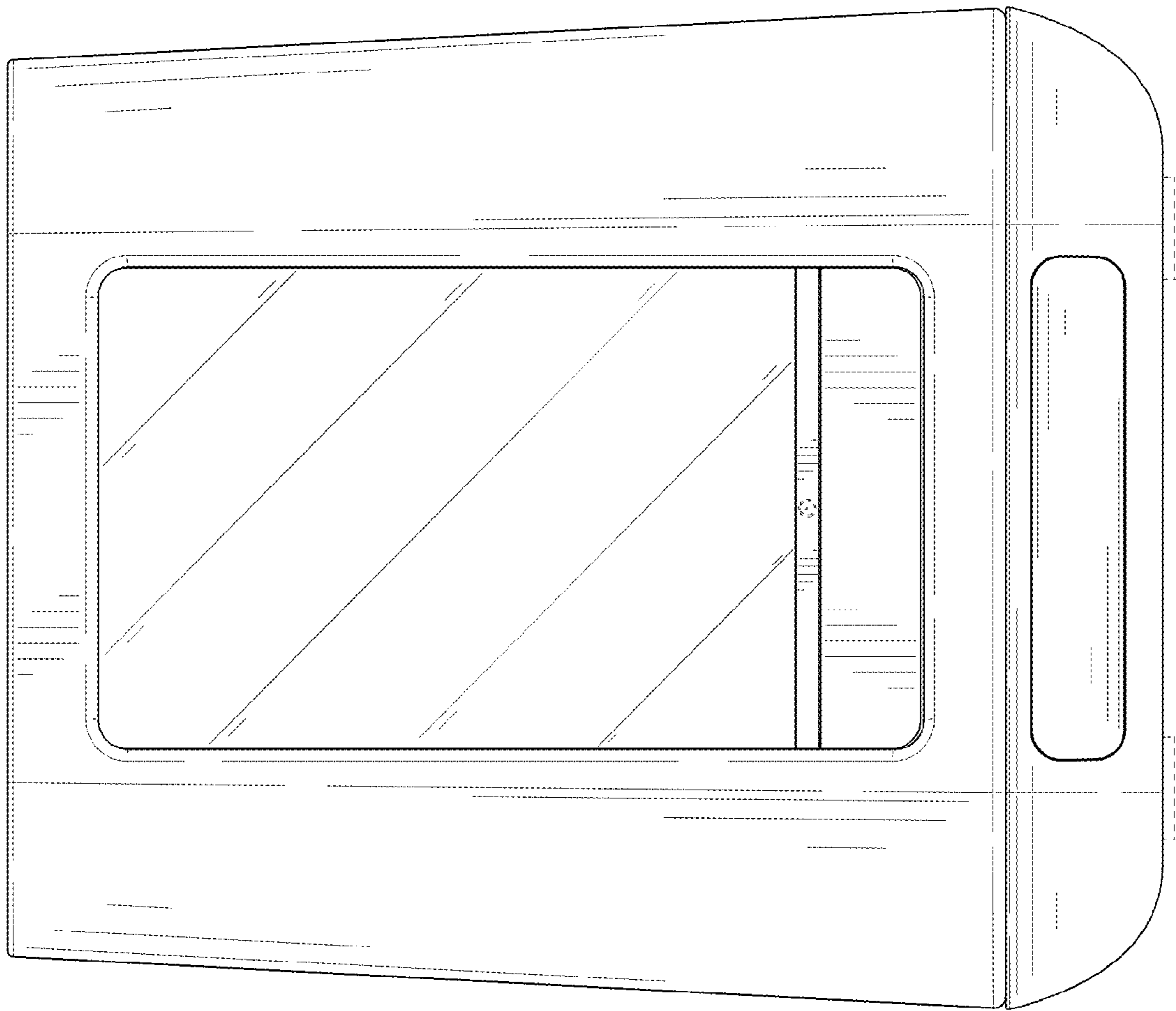


FIG. 3

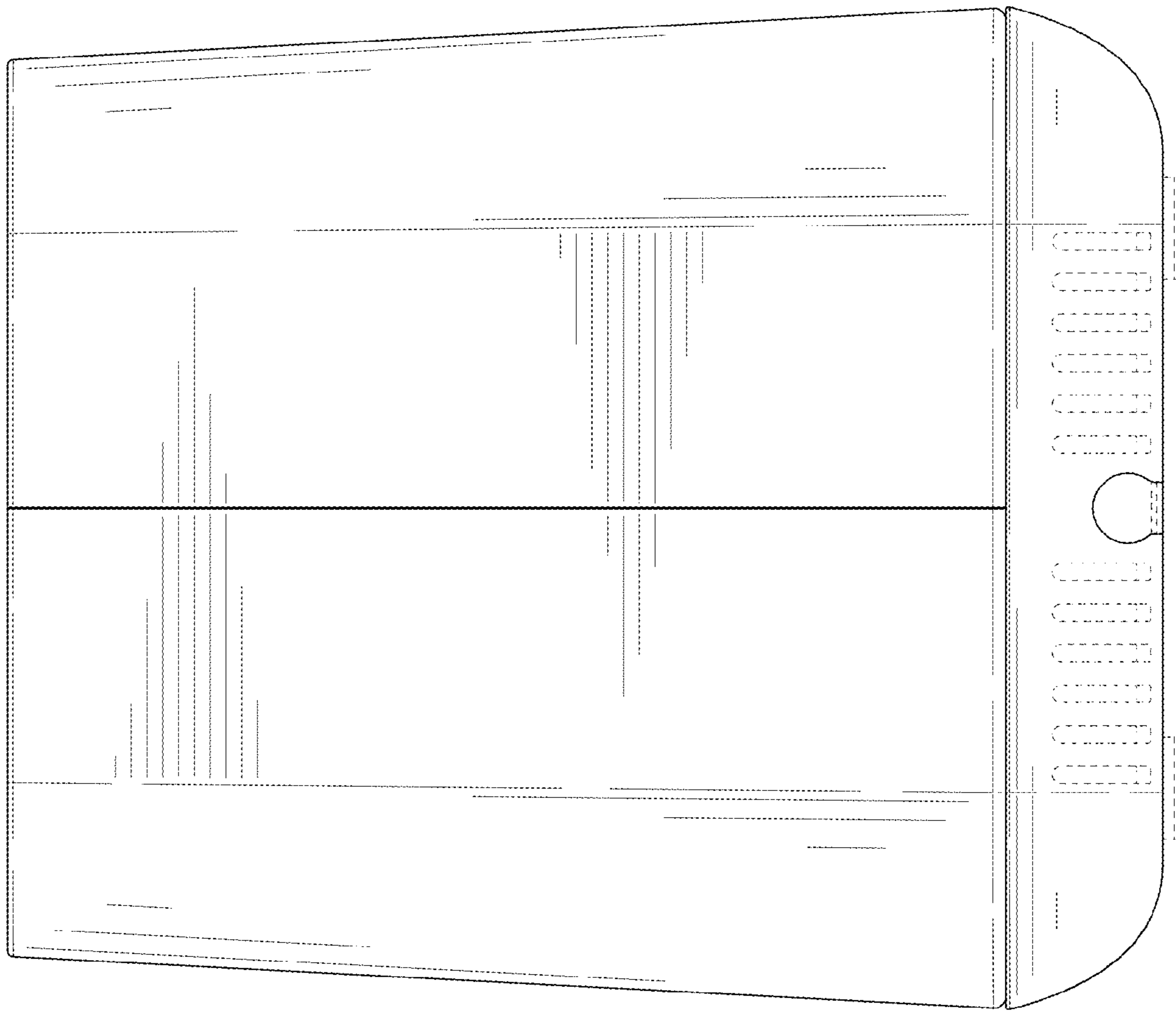


FIG. 4




FIG. 5




FIG. 6

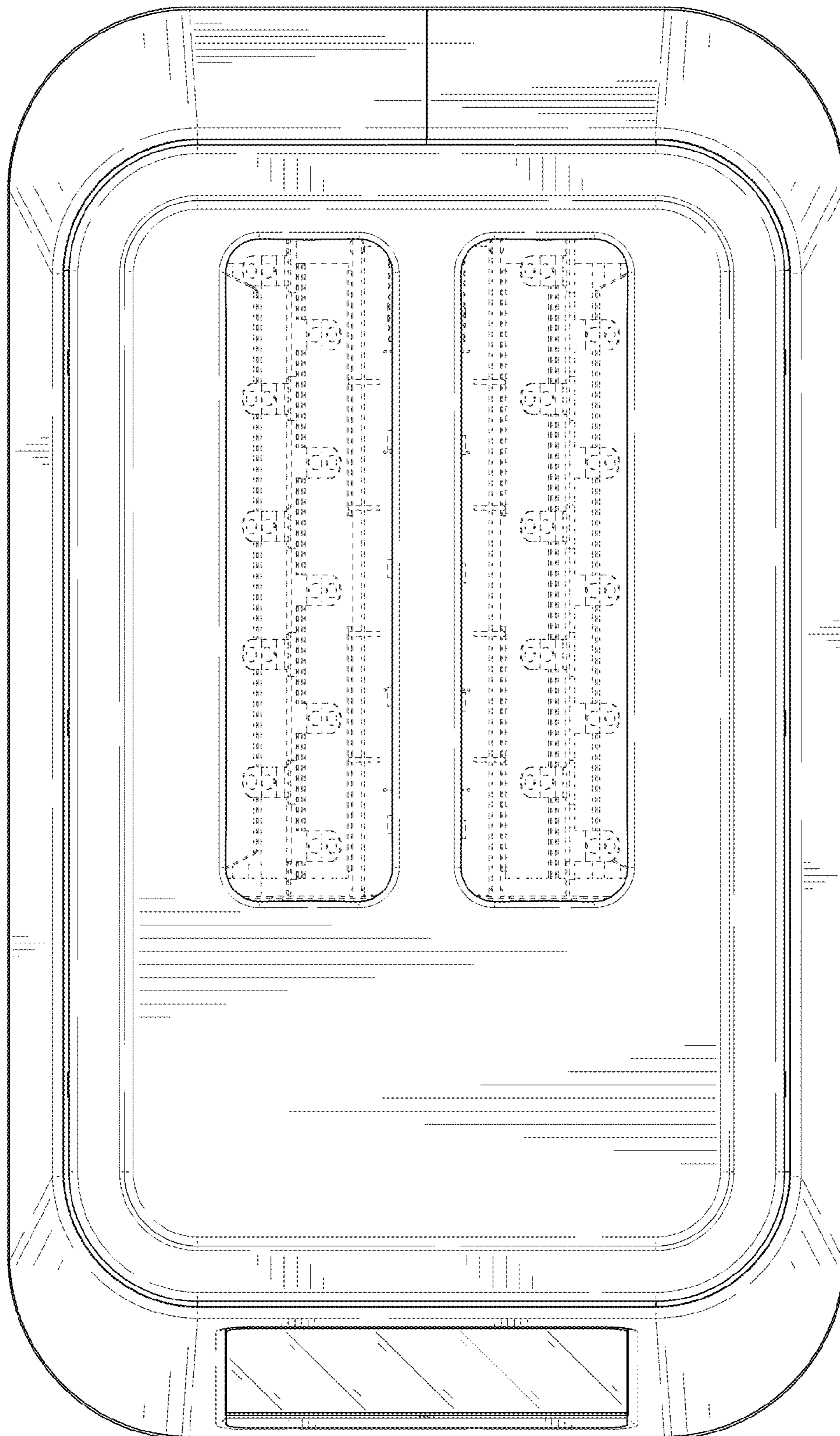


FIG. 7

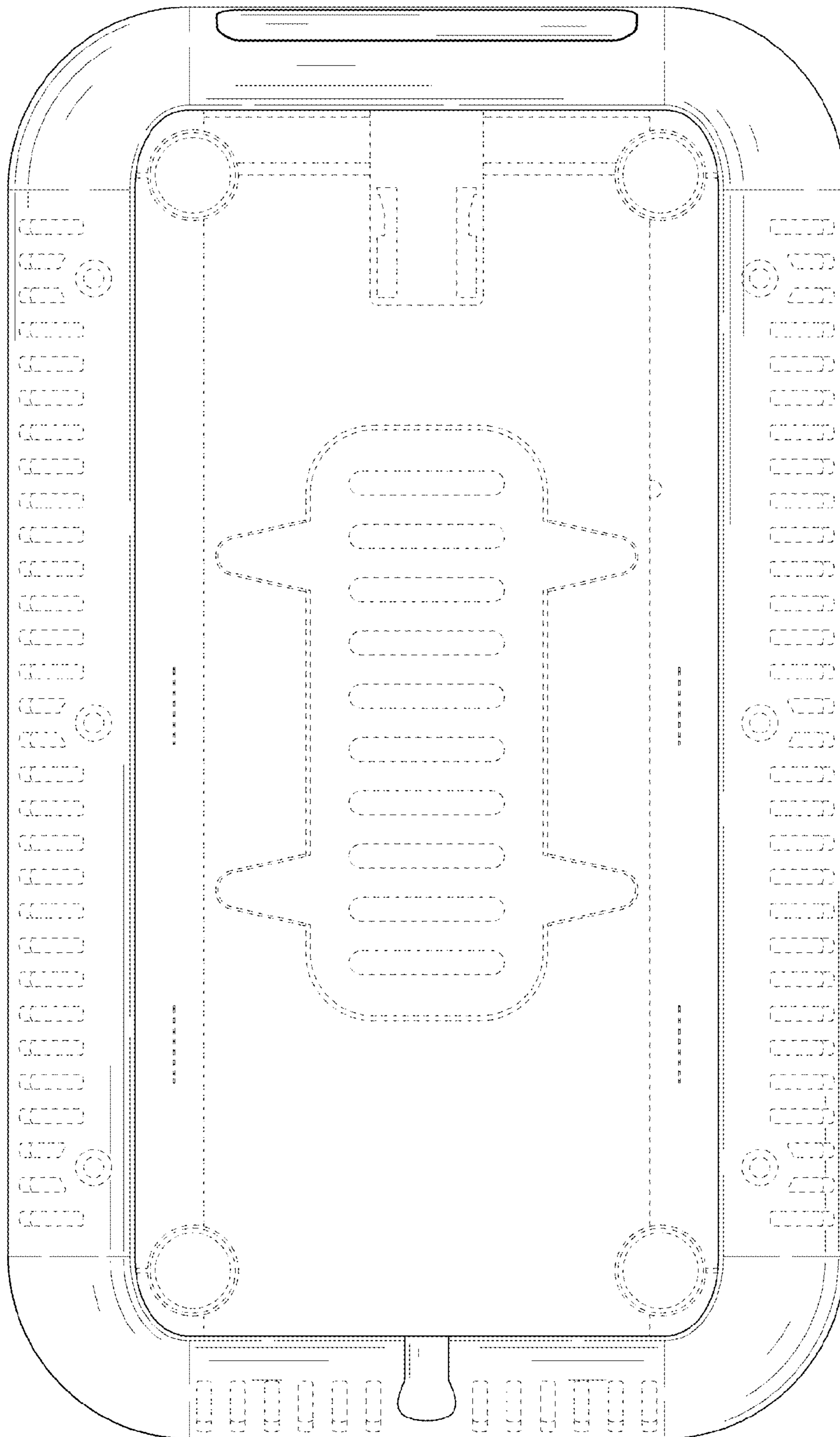


FIG. 8

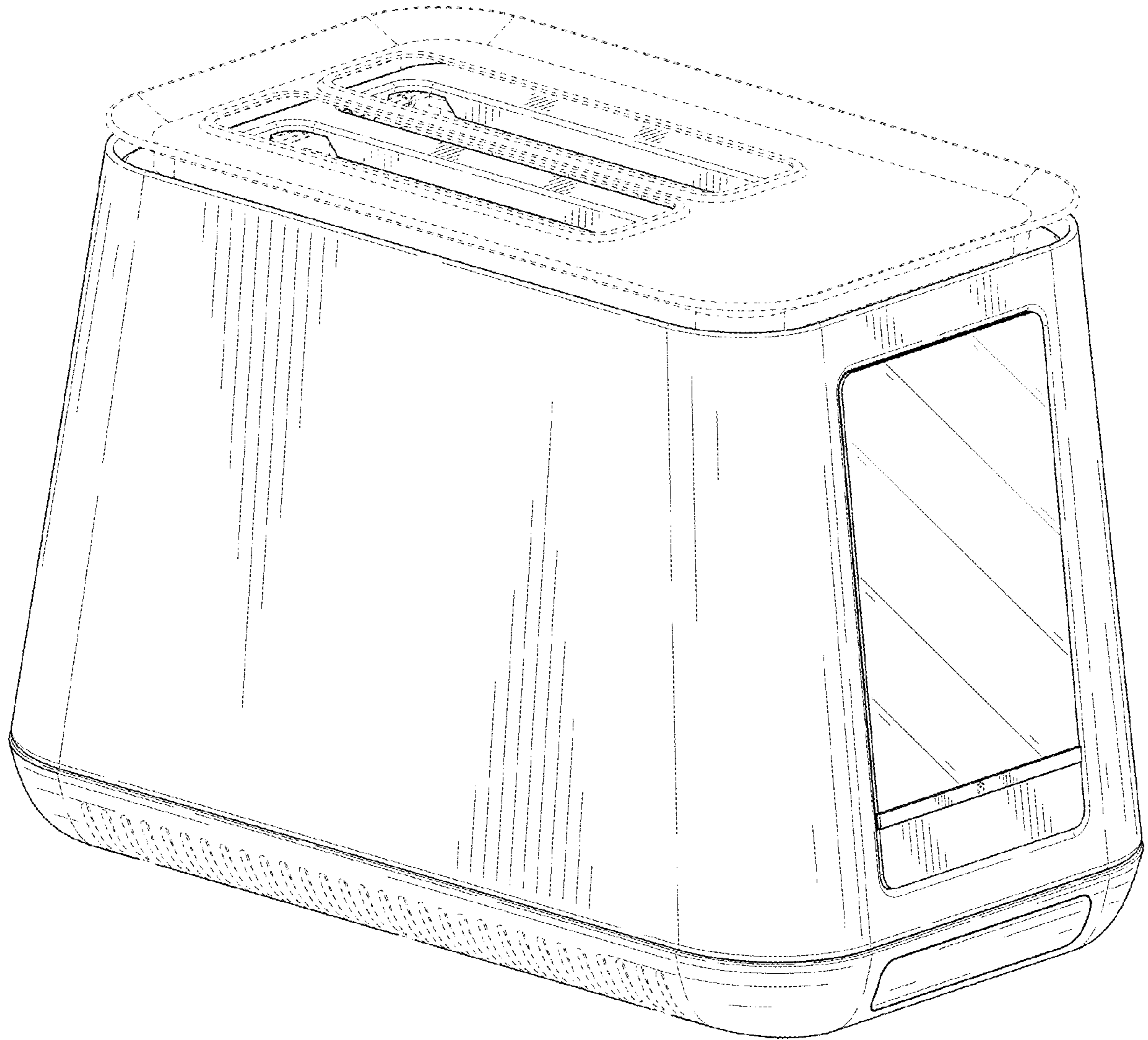


FIG. 9