



US00D968153S

(12) **United States Design Patent** (10) **Patent No.:** **US D968,153 S**
Sengoku et al. (45) **Date of Patent:** **** Nov. 1, 2022**

(54) **TOASTER**
(71) Applicant: **SENGOKU WORKS, LTD.**, Kasai (JP)
(72) Inventors: **Tadashi Sengoku**, Kasai (JP); **Takehira Sengoku**, Kasai (JP); **Akihiko Shirota**, Kasai (JP)

2,611,849 A * 9/1952 Gough A47J 37/0821
219/510
D185,076 S * 5/1959 Ernest D7/330
D422,833 S * 4/2000 Cruz D7/330
D470,355 S * 2/2003 Xie D7/330
D470,709 S * 2/2003 Starr D7/330
D615,343 S * 5/2010 Bock D7/330
D635,390 S * 4/2011 Duncan D7/330
D661,942 S * 6/2012 Palermo D7/330
D730,676 S * 6/2015 Palmer D7/330

(73) Assignee: **SENGOKU WORKS, LTD.**, Kasai (JP)

FOREIGN PATENT DOCUMENTS

(**) Term: **15 Years**

KR 30-0255955 4/2000
TW 284420 8/1996

(21) Appl. No.: **29/796,442**

OTHER PUBLICATIONS

(22) Filed: **Jun. 24, 2021**

Black+Decker 2-Slice Extra Wide Slot Toaster. Date First Available on Amazon.com Mar. 25, 2016. <https://www.amazon.com/dp/B01DF53V3E/ref> (Year: 2016).
Notice of Allowance dated Dec. 3, 2021, issued in Taiwanese Design Application No. 110303413, and its English translation, 5 pages.

(30) **Foreign Application Priority Data**

Jan. 18, 2021 (JP) 2021-000846 D

(51) **LOC (13) Cl.** **07-02**

(52) **U.S. Cl.**
USPC **D7/330**

(58) **Field of Classification Search**
USPC D7/323, 328-330, 390
CPC ... A21B 2/00; A47J 37/00; A47J 37/06; A47J 37/0611; A47J 37/08; A47J 37/0807; A47J 37/0814; A47J 37/0821; A47J 37/0835; A47J 37/0842; A47J 37/085; A47J 37/0864; A47J 37/0878; A47J 37/0885; A47J 37/0892; F24C 15/10; F24C 15/102

See application file for complete search history.

(56) **References Cited**

U.S. PATENT DOCUMENTS

D124,059 S * 12/1940 Christenson et al. D7/330
2,257,906 A * 10/1941 Gough A47J 37/0821
99/327
D156,153 S * 11/1949 Olson et al. D7/330

* cited by examiner

Primary Examiner — Ricky Pham

(74) *Attorney, Agent, or Firm* — Bret E. Field; Bozicevic, Field & Francis LLP

(57) **CLAIM**

The ornamental design for a toaster, as shown and described.

DESCRIPTION

FIG. 1 is a front view;
FIG. 2 is a rear view;
FIG. 3 is a right side view;
FIG. 4 is a left side view;
FIG. 5 is a top view;
FIG. 6 is a bottom view; and,
FIG. 7 is a perspective view.

1 Claim, 4 Drawing Sheets




FIG. 1




FIG. 2




FIG. 3




FIG. 4




FIG. 5




FIG. 6




FIG. 7

