



US00D968132S

(12) **United States Design Patent** (10) **Patent No.:** **US D968,132 S**
Sun (45) **Date of Patent:** **** Nov. 1, 2022**

(54) **STORAGE BOX**

(71) Applicant: **JINGNING MEIGE OPERATION MANAGEMENT CO., LTD**, Lishui (CN)

(72) Inventor: **Jiada Sun**, Ningbo (CN)

(73) Assignee: **JINGNING MEIGE OPERATION MANAGEMENT CO., LTD**, Lishui (CN)

(**) Term: **15 Years**

(21) Appl. No.: **29/836,570**

(22) Filed: **Apr. 27, 2022**

(51) **LOC (13) Cl.** **06-04**

(52) **U.S. Cl.**
USPC **D6/667**

(58) **Field of Classification Search**
USPC D6/336, 663, 664, 667, 671, 671.1, D6/671.2, 671.3, 671.4, 703.3; D3/272, D3/273, 294

CPC A47B 17/04; A47B 47/03; A47B 47/04; A47B 47/042; A47B 47/05; A47B 57/00; A47B 63/00; A47B 67/00; B65D 43/16; B65D 43/165; B65D 85/305

See application file for complete search history.

(56) **References Cited**

U.S. PATENT DOCUMENTS

D483,190 S	*	12/2003	Richardson	D6/336
D764,796 S	*	8/2016	Urrea	D3/272
D800,989 S		10/2017	Lucido		
D848,146 S		5/2019	Kincade et al.		
D914,403 S	*	3/2021	Xiao	D6/667
D914,404 S	*	3/2021	Xiao	D6/667
D947,582 S	*	4/2022	Kopp	D6/667
D954,476 S	*	6/2022	Kopp	D6/667

OTHER PUBLICATIONS

Suncast 22-Gallon Small Deck Box—Lightweight Resin Indoor/Outdoor Storage Container and Seat for Patio Cushions and Gardening Tools—Store Items on Patio, Garage, Yard—Stone Gray, amazon.com, Date First Available: Apr. 21, 2019, pp. 1 and 4, from https://www.amazon.com/Suncast-22-Gallon-Small-Deck-Box/dp/B07QZNQ5PD/ref=asc_df_B07QZNQ5PD/?tag=hyprod-20&linkCode=df0&hvadid=343985098537&hvpos=&hvnetw=g&hvrnd=17903048058639720481&hvpone=&hvptwo=&hvqmt=&hvdev=c&hvdvcmdl=&hvlocint=&hvlocphy=9008192&hvtargid=pla-746851283988&psc=1&tag=&ref=&adgrpid=67585364325&hvpone=&hvptwo=&hvadid=343985098537&hvpos=&hvnetw=g&hvrnd=17903048058639720481&hvqmt=&hvdev=c&hvdvcmdl=&hvlocint=&hvlocphy=9008192&hvtargid=pla-746851283988 (Year: 2019).*

* cited by examiner

Primary Examiner — Mimosa De


(57) **CLAIM**

The ornamental design for a storage box, as shown and described.

DESCRIPTION

FIG. 1 is a perspective view of a storage box showing my new design;
FIG. 2 is another perspective view thereof;
FIG. 3 is a front elevational view thereof;
FIG. 4 is a rear elevational view thereof;
FIG. 5 is a left side elevational view thereof;
FIG. 6 is a right side elevational view thereof;
FIG. 7 is a top plan view thereof;
FIG. 8 is a bottom plan view thereof; and,
FIG. 9 is a perspective view of the storage box where the storage box is in a configuration of use.
The broken lines in the drawings depict portions of the storage box that form no part of the claimed design.

1 Claim, 9 Drawing Sheets



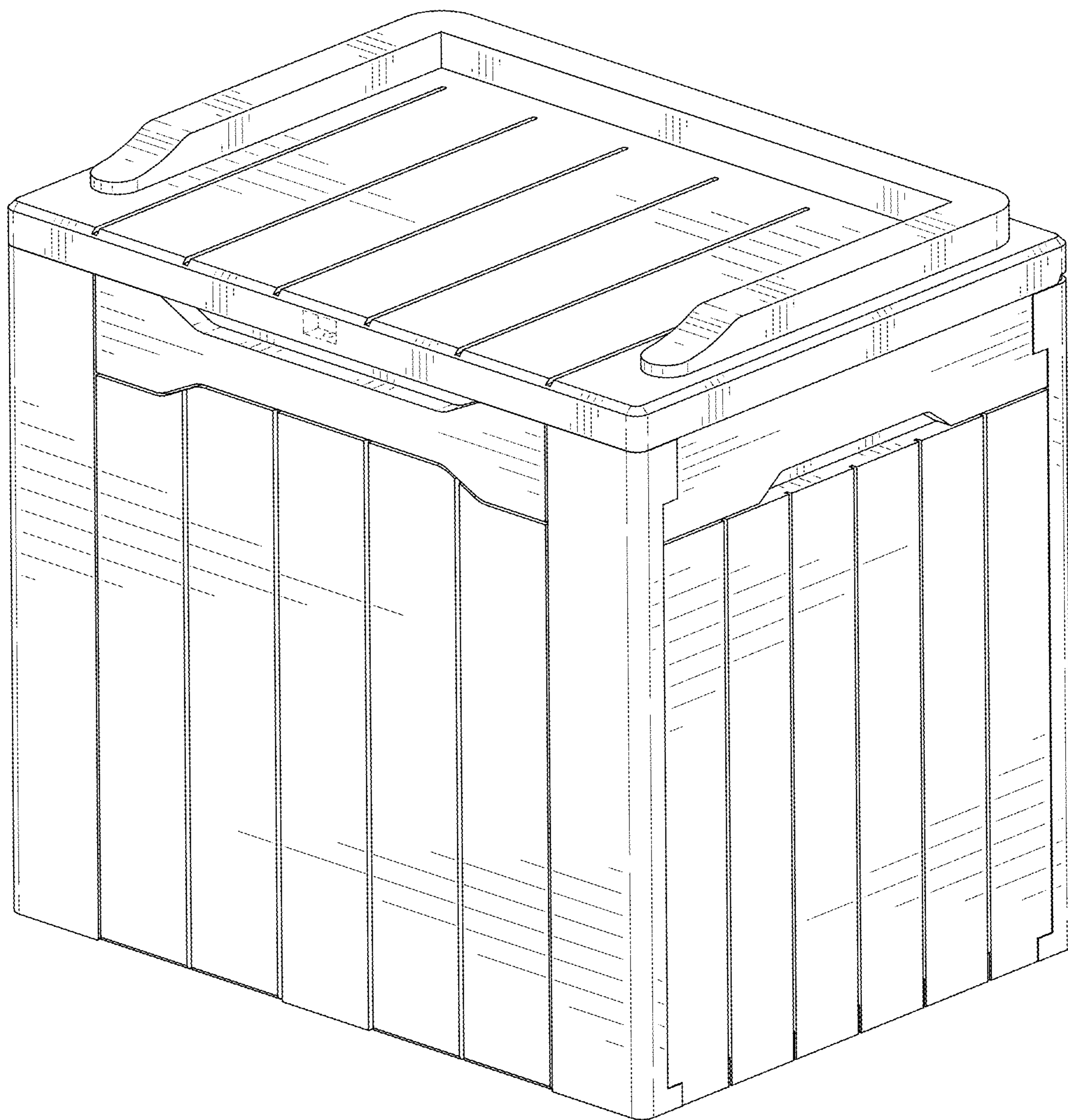


FIG. 1

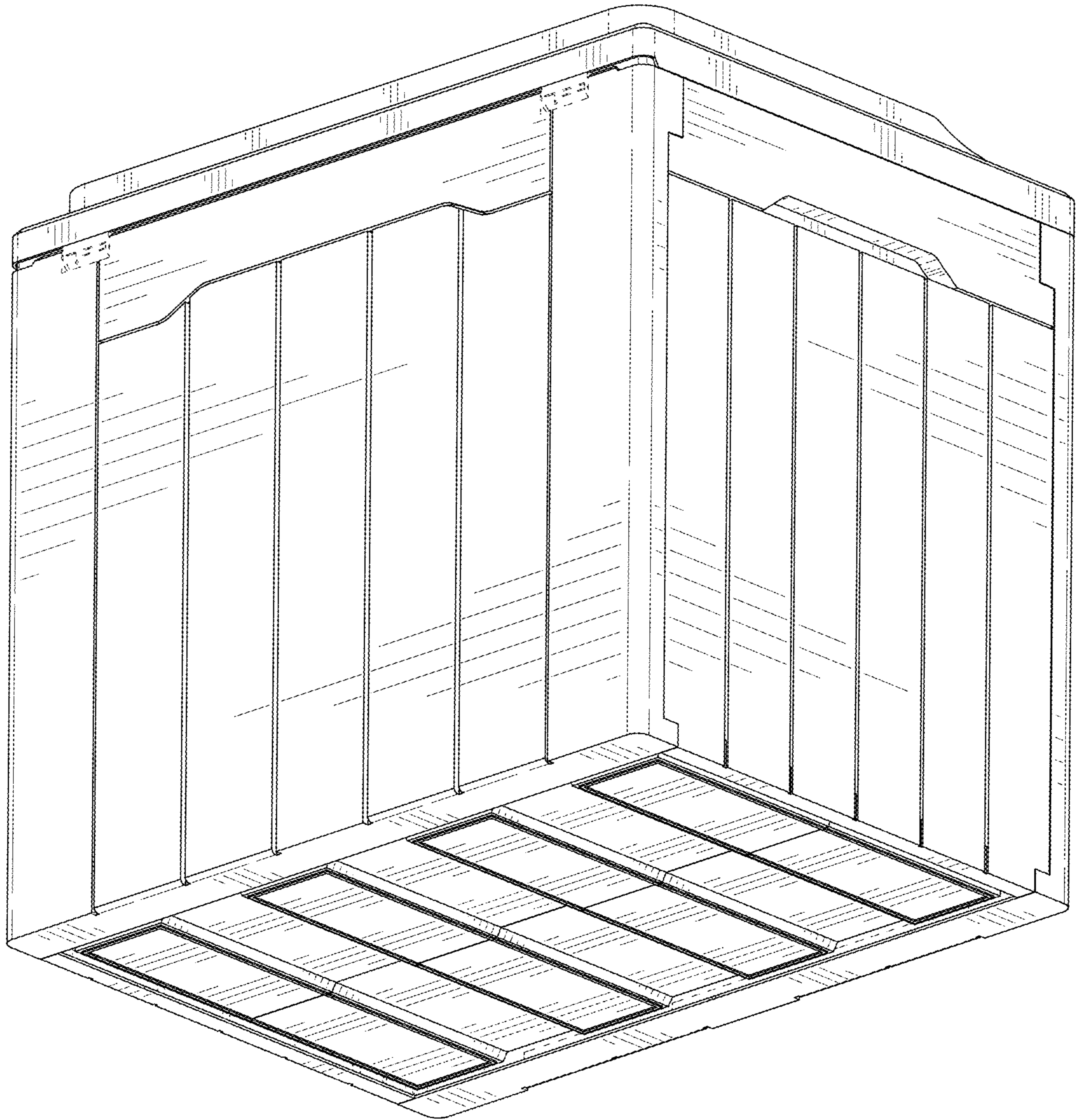


FIG. 2

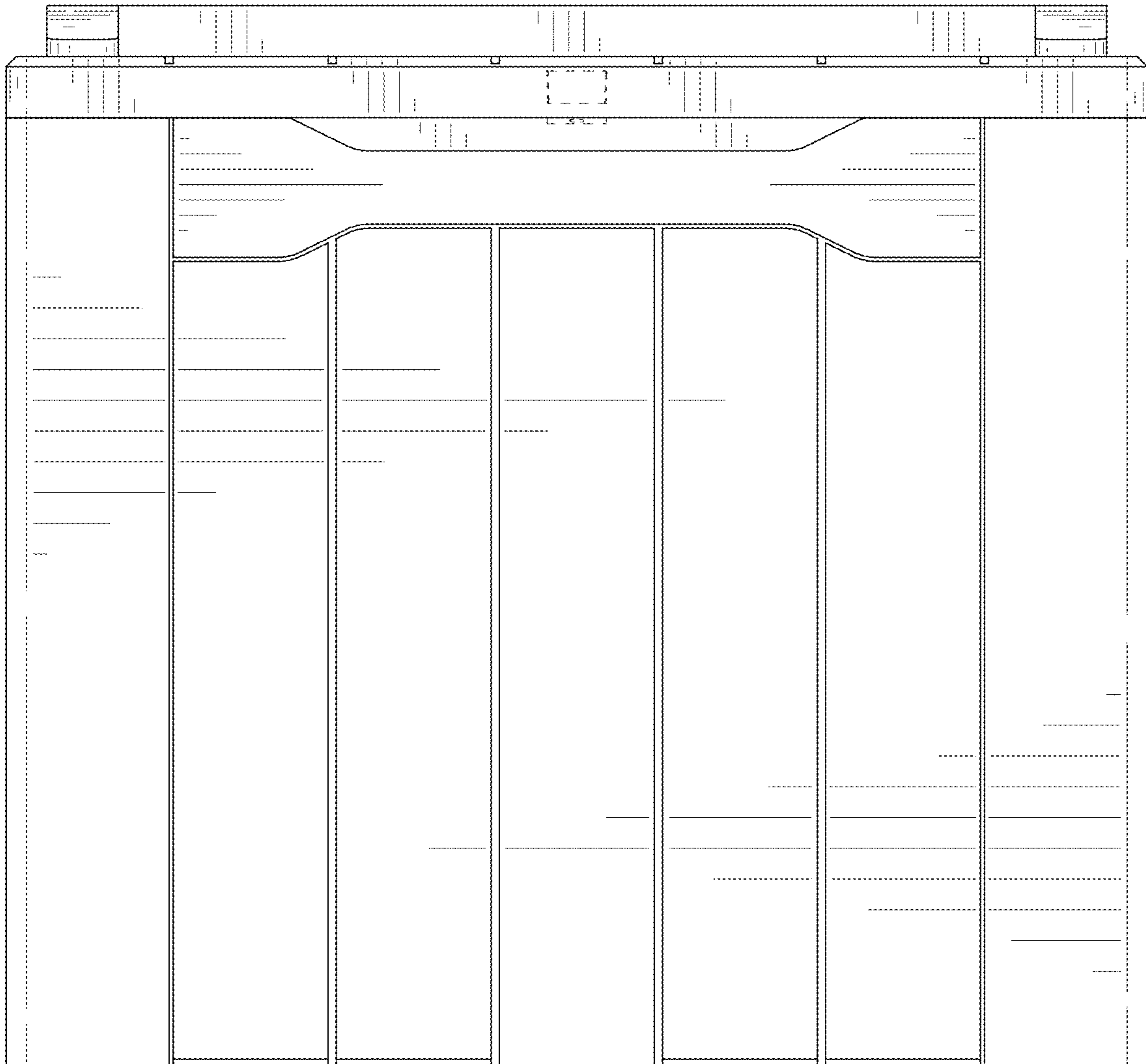


FIG. 3

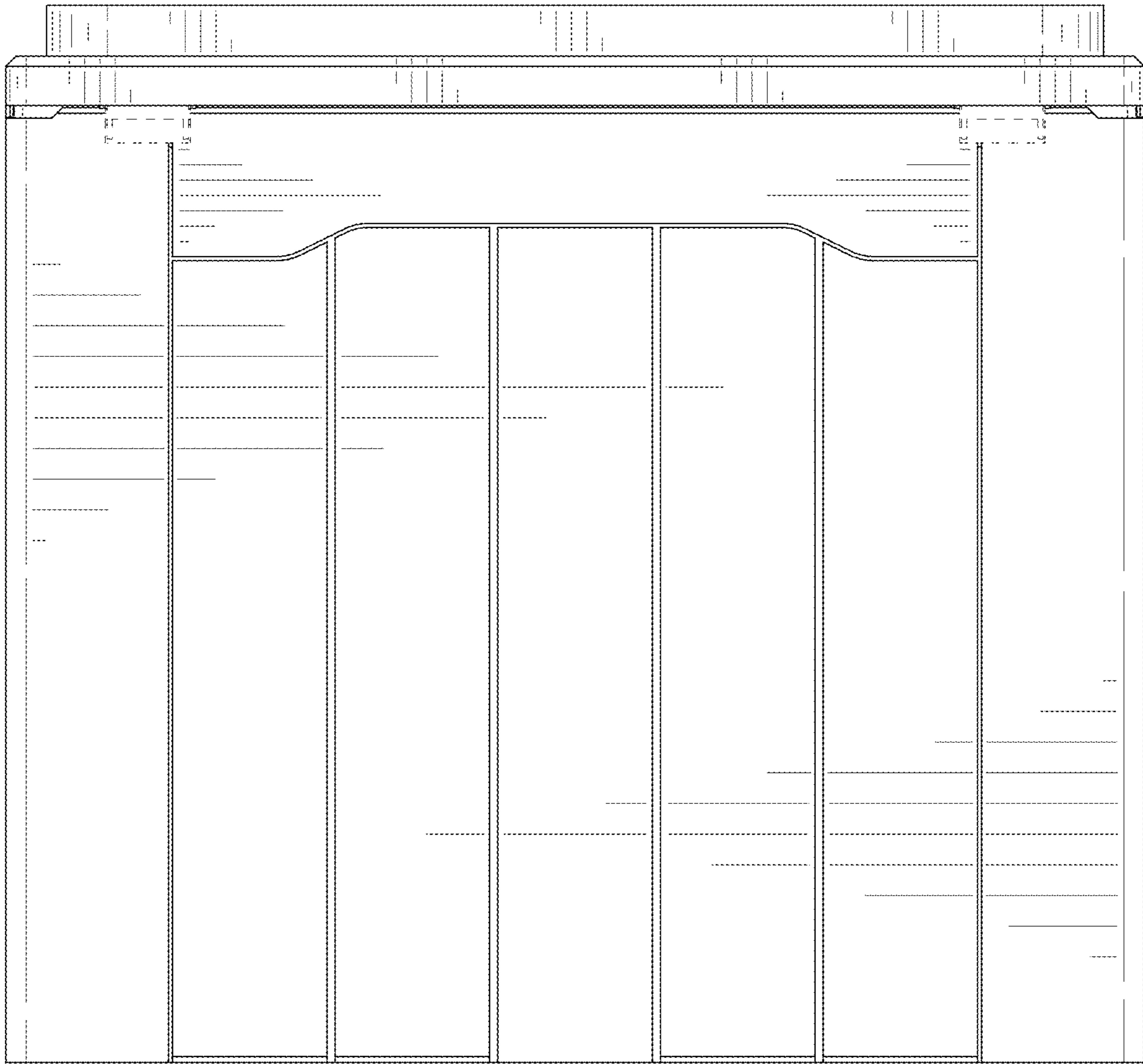


FIG. 4




FIG. 5




FIG. 6

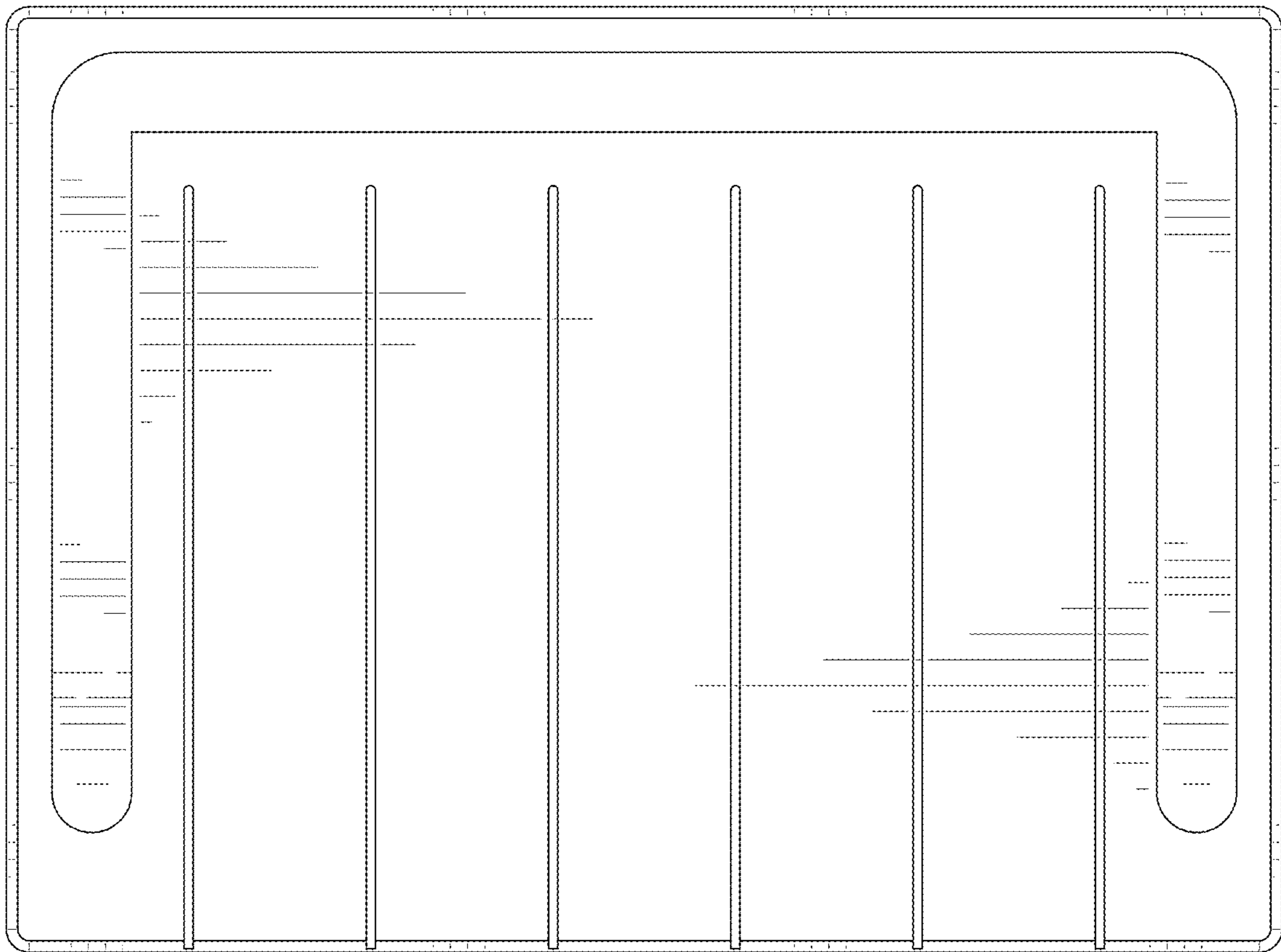


FIG. 7




FIG. 8

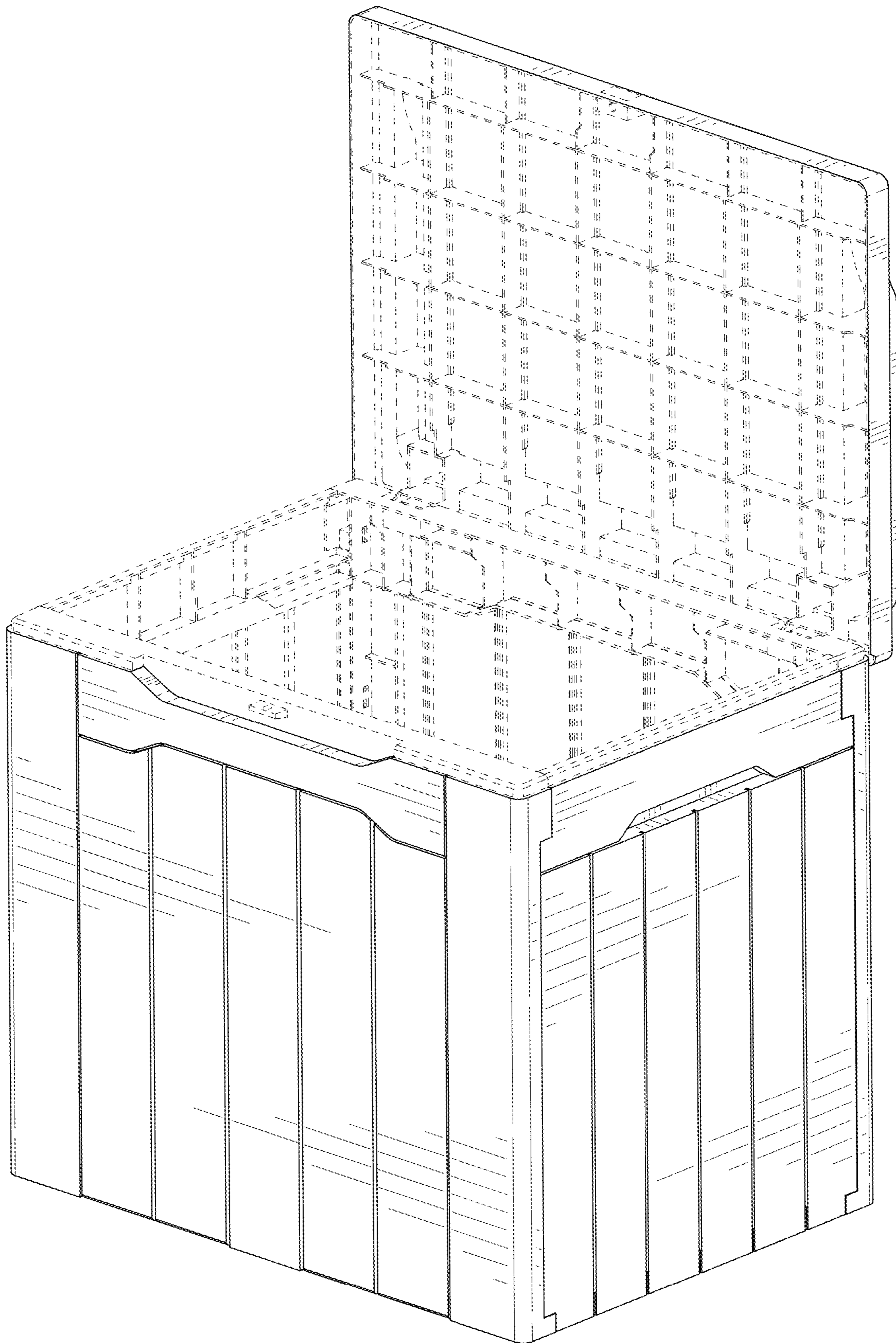


FIG. 9