



US00D968114S

(12) **United States Design Patent**
Lopez Aguilo

(10) **Patent No.:** **US D968,114 S**
(45) **Date of Patent:** **** Nov. 1, 2022**

- (54) **ARMCHAIR**
- (71) Applicant: **Umbra LLC**, Buffalo, NY (US)
- (72) Inventor: **Jordi Lopez Aguilo**, Valencia (ES)
- (73) Assignee: **Umbra, LLC**, Buffalo, NY (US)
- (**) Term: **15 Years**
- (21) Appl. No.: **29/788,596**
- (22) Filed: **Jun. 30, 2021**
- (51) **LOC (13) Cl.** **06-01**
- (52) **U.S. Cl.**
USPC **D6/375**
- (58) **Field of Classification Search**
USPC D6/368, 369, 370, 374, 375, 376, 379,
D6/380
CPC Y10S 297/02; Y10S 297/01; A47C 1/124;
A47C 3/00; A47C 3/04; A47C 4/28;
A47C 4/30; A47C 4/32; A47C 4/34;
A47C 4/283; A47C 4/286; A47C 5/02;
A47C 5/04; A47C 5/06; A47C 5/12;
A47C 5/14; A47C 5/125; A47C 7/185;
A47C 4/022; A47C 4/03; A47C 7/16
See application file for complete search history.

- D192,800 S * 5/1962 Munson D6/374
- 3,086,813 A * 4/1963 Best A47C 4/24
297/58
- D427,797 S * 7/2000 Tseng D6/379
- D756,156 S * 5/2016 Akkad D6/369
- D898,399 S * 10/2020 James D6/376
- D944,551 S * 3/2022 Tran D6/374
- 2021/0112986 A1 * 4/2021 Frankel A47C 4/38

* cited by examiner

Primary Examiner — Kevin K Rudzinski
Assistant Examiner — Paul D Bohannon
(74) *Attorney, Agent, or Firm* — Simpson & Simpson,
PLLC

(56) **References Cited**

U.S. PATENT DOCUMENTS

- D168,212 S * 11/1952 Cicchelli 297/411.44
- D168,843 S * 2/1953 Johnson D6/369
- 2,649,901 A * 8/1953 Johnson A47C 3/12
297/411.42
- D184,202 S * 12/1958 Yuen 297/452.64
- D191,305 S * 9/1961 Grosskopf D6/370

(57) **CLAIM**

The ornamental design for an armchair, as shown and described.

DESCRIPTION

FIG. 1 is a top perspective view of the armchair of the present invention;
FIG. 2 is a front view of the armchair shown in FIG. 1;
FIG. 3 is a rear view of the armchair shown in FIG. 1;
FIG. 4 is a left side view of the armchair shown in FIG. 1;
FIG. 5 is a right side view of the armchair shown in FIG. 1;
FIG. 6 is a top view of the armchair shown in FIG. 1; and,
FIG. 7 is a bottom view of the armchair shown in FIG. 1.
The stippling and contoured lines included in FIGS. 1 through 7 to depict surface configuration and surface texture.

1 Claim, 7 Drawing Sheets

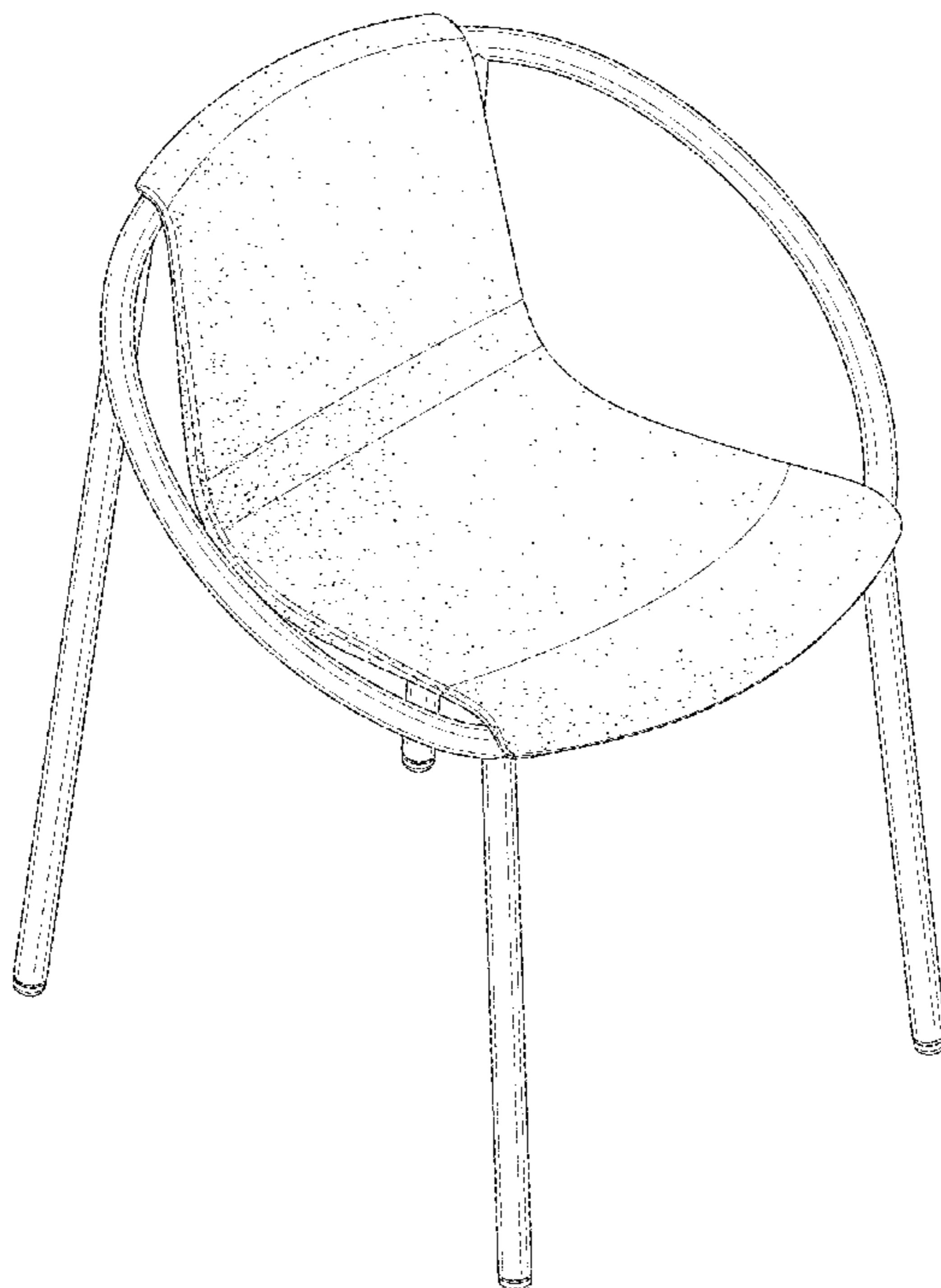




FIG. 1

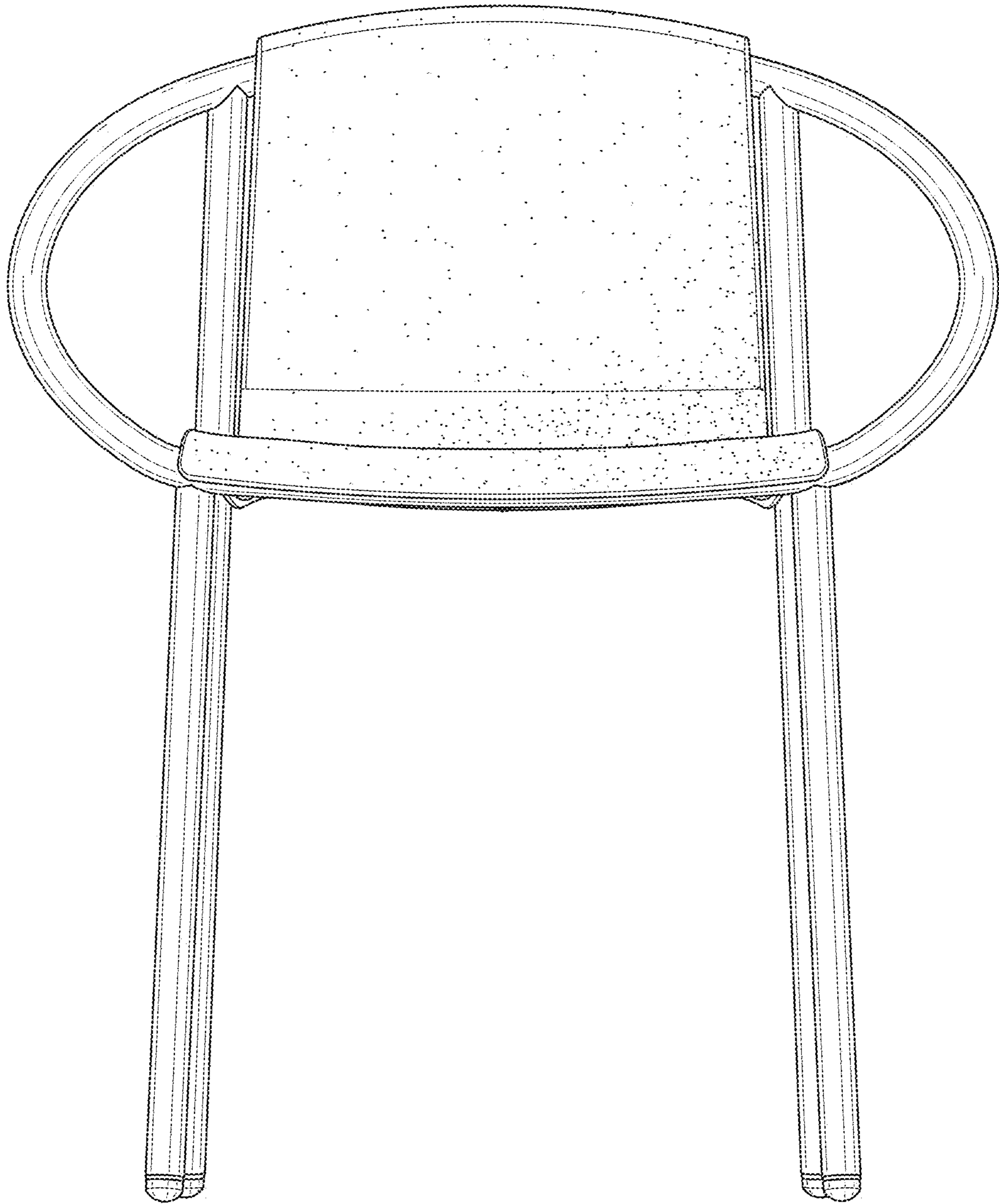


FIG. 2

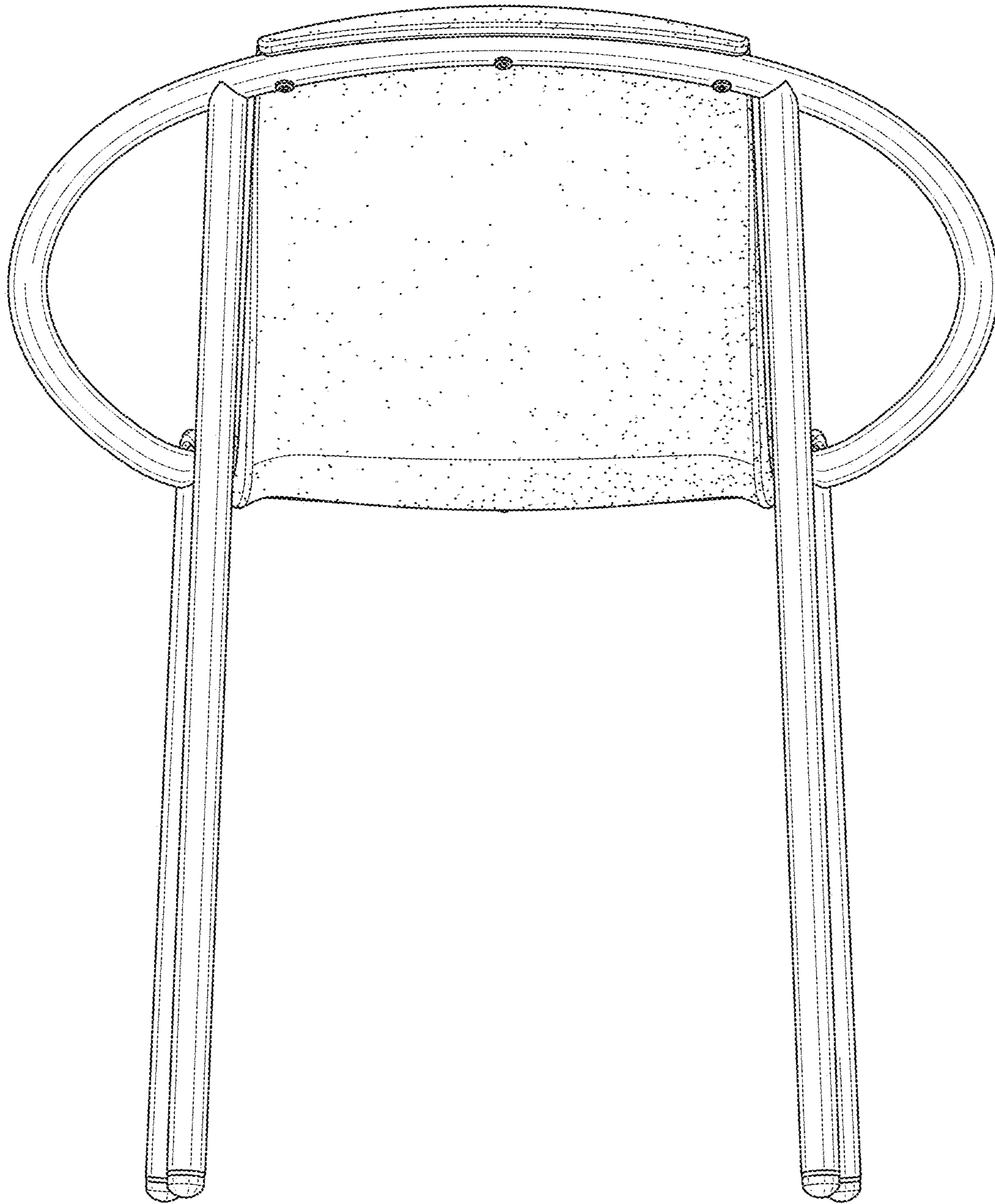


FIG. 3

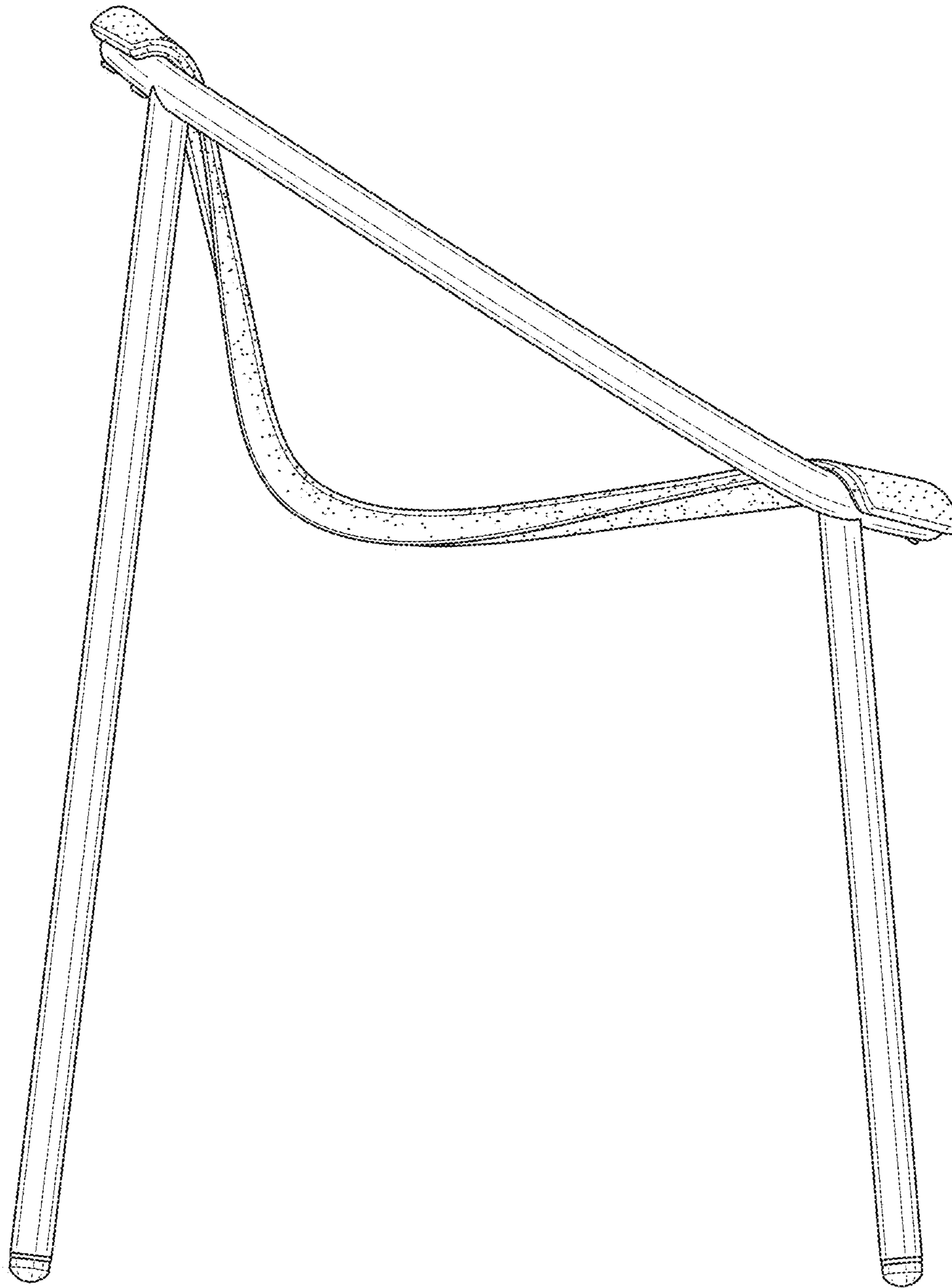


FIG. 4

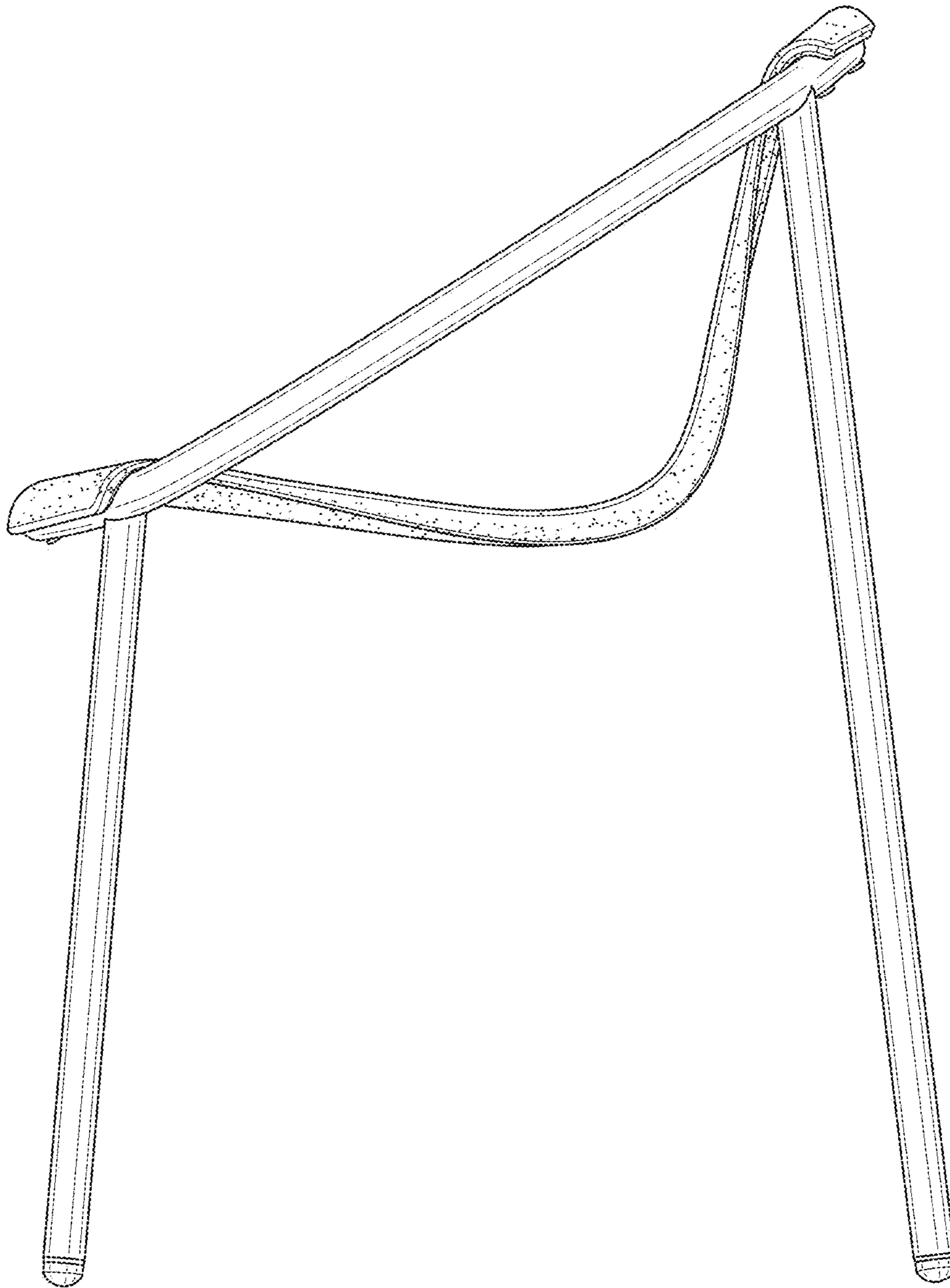


FIG. 5




FIG. 6

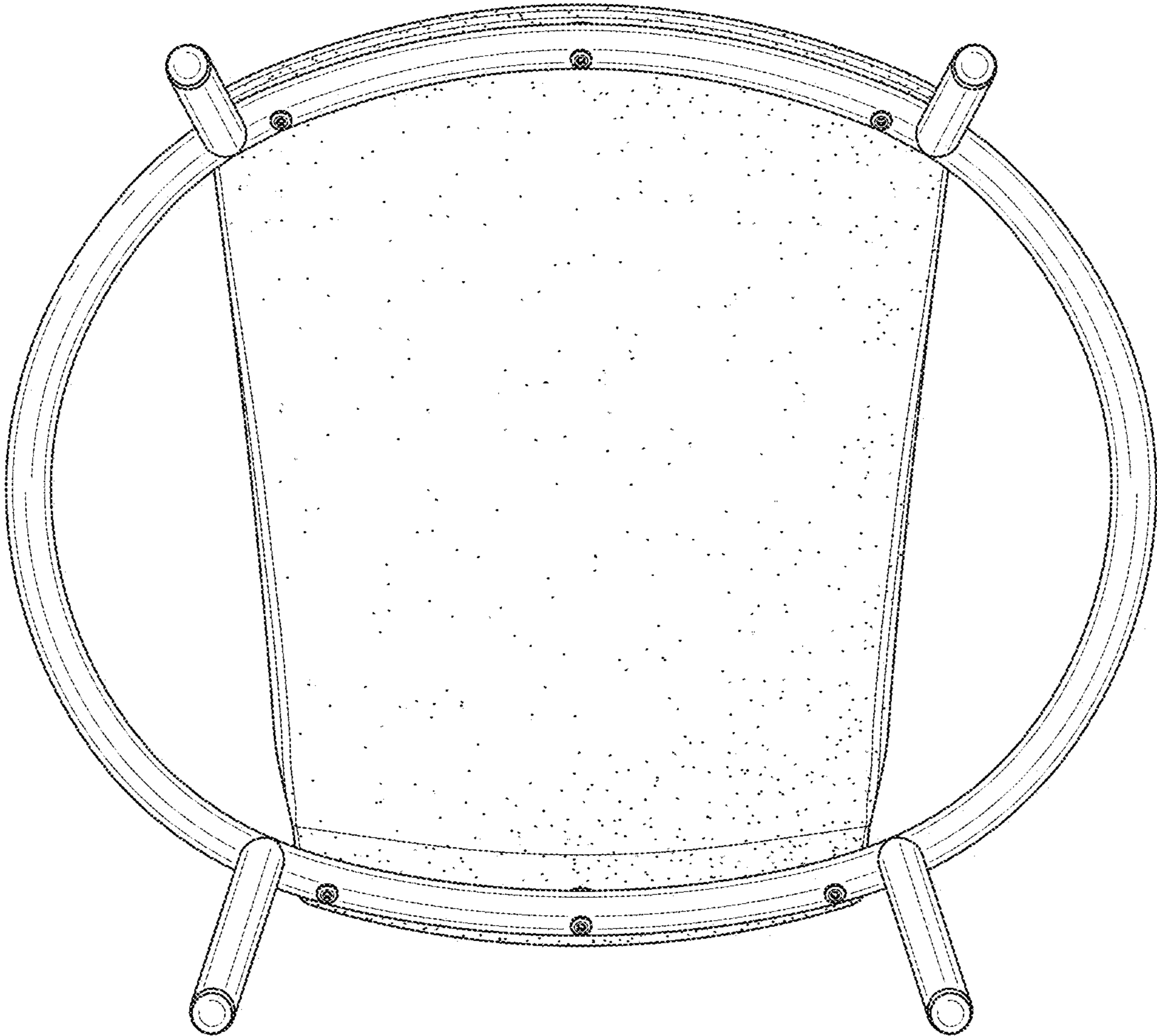


FIG. 7