



US00D968108S

(12) **United States Design Patent** (10) **Patent No.:** **US D968,108 S**  
**Xiao** (45) **Date of Patent:** **\*\* Nov. 1, 2022**

(54) **STOOL**  
(71) Applicant: **TAIZHOU SUKK TECHNOLOGY CO., LTD**, Taizhou (CN)  
(72) Inventor: **Shuangshuang Xiao**, Taizhou (CN)  
(73) Assignee: **TAIZHOU SUKK TECHNOLOGY CO., LTD**, Taizhou (CN)

D812,944 S 3/2018 Itzhak-Sigron et al.  
D818,730 S \* 5/2018 Melbostad ..... D6/352  
D865,388 S \* 11/2019 Pedersen ..... D6/692.3  
D881,593 S \* 4/2020 Li ..... D6/352  
D927,259 S 8/2021 Xiao  
D946,293 S \* 3/2022 Jongerius ..... D6/377

(\*\*) Term: **15 Years**

**FOREIGN PATENT DOCUMENTS**

CN 307355549 \* 5/2022

(21) Appl. No.: **29/831,592**

(22) Filed: **Mar. 22, 2022**

(51) **LOC (13) Cl.** ..... **06-01**

(52) **U.S. Cl.**  
USPC ..... **D6/352; D6/369**

(58) **Field of Classification Search**  
USPC ..... D6/334, 335, 349, 351, 353, 374, 375,  
D6/685, 689-691.1, 693.3, 717.2, 352,  
D6/369, 686, 692.3; D26/58; D7/606;  
D30/118  
CPC ..... A47C 3/16; A47C 4/54; A47C 16/02  
See application file for complete search history.

**OTHER PUBLICATIONS**

Hudson Pouf, available in frontgate.com, earliest available date Aug. 25, 2019 Year 2019 [online], Retrieved on Jul. 26, 2022 from URL: <https://www.frontgate.com/hudson-pouf-tailored-furniture-cover/1149967> (Year: 2019).\*

\* cited by examiner

*Primary Examiner* — Vy N Koenig  
*Assistant Examiner* — Michelle M Reeves

(57) **CLAIM**

The ornamental design for a stool, as shown and described.

(56) **References Cited**


**DESCRIPTION**

**U.S. PATENT DOCUMENTS**

D85,522 S \* 11/1931 Goldsmith ..... D6/352  
D546,590 S \* 7/2007 Frinier ..... D6/692.3  
D663,552 S \* 7/2012 Hughes ..... D6/349  
D677,073 S 3/2013 Zak et al.  
D681,356 S \* 5/2013 Iwasaki ..... D6/349  
D700,448 S \* 3/2014 Burks ..... D6/369  
D772,590 S \* 11/2016 Itzhak-Sigron ..... D6/352  
D773,749 S \* 12/2016 Itzhak-Sigron ..... D30/118  
D786,627 S 5/2017 Thuma et al.

FIG. 1 is a front and top perspective view of a stool, showing my new design;  
FIG. 2 is a front elevation view thereof;  
FIG. 3 is a rear view thereof;  
FIG. 4 is a left side elevation view thereof;  
FIG. 5 is a right side elevation view thereof; and,  
FIG. 6 is a top plan view thereof.

**1 Claim, 6 Drawing Sheets**








FIG. 1






FIG. 2




FIG. 3






FIG. 4




FIG. 5






FIG. 6