



US00D968084S

(12) **United States Design Patent** (10) **Patent No.:** **US D968,084 S**
Bruendl et al. (45) **Date of Patent:** **** *Nov. 1, 2022**

(54) **LUGGAGE**

(71) Applicant: **Porsche Lizenz—und
Handelsgesellschaft mbH & Co. KG,**
Ludwigsburg (DE)

(72) Inventors: **Daniel Bruendl,** Berlin (DE); **Tobias
Huettl,** Pforzheim (DE)

(73) Assignee: **Porsche Lizenz-und
Handelsgesellschaft mbH & Co. KG**

| | | | |
|-------------------|---------|----------------|-----------------------|
| D793,727 S * | 8/2017 | Brundl | D3/289 |
| D794,953 S * | 8/2017 | Law | D3/279 |
| D824,168 S * | 7/2018 | Morszeck | D3/289 |
| D830,693 S * | 10/2018 | Maeda | D3/289 |
| D861,341 S * | 10/2019 | Xu | D3/279 |
| D905,431 S * | 12/2020 | Moon | D3/279 |
| D909,062 S * | 2/2021 | Qian | D3/279 |
| D918,581 S * | 5/2021 | Chen | D3/279 |
| D922,768 S * | 6/2021 | Chen | D3/279 |
| D944,522 S * | 3/2022 | Chen | D3/279 |
| 2015/0014108 A1 * | 1/2015 | Vecellio | A45C 13/02 190/100 |

(*) Notice: This patent is subject to a terminal disclaimer.

(**) Term: **15 Years**

(21) Appl. No.: **29/749,942**

(22) Filed: **Sep. 10, 2020**

(30) **Foreign Application Priority Data**

Mar. 11, 2020 (EM) 007746391-0001

(51) **LOC (13) Cl.** **03-01**

(52) **U.S. Cl.**
USPC **D3/279; D3/289**

(58) **Field of Classification Search**
USPC D3/274, 279, 285, 289, 900, 902
CPC .. A45C 5/00; A45C 5/14; A45C 5/146; A45C
2009/002
See application file for complete search history.

(56) **References Cited**

U.S. PATENT DOCUMENTS

| | | | |
|--------------|--------|----------------|--------|
| D665,998 S * | 8/2012 | Sijmons | D3/279 |
| D785,937 S * | 5/2017 | Morszeck | D3/289 |

FOREIGN PATENT DOCUMENTS

EM 005501665-0002 * 7/2018

* cited by examiner

Primary Examiner — April Rivas

(74) *Attorney, Agent, or Firm* — RatnerPrestia

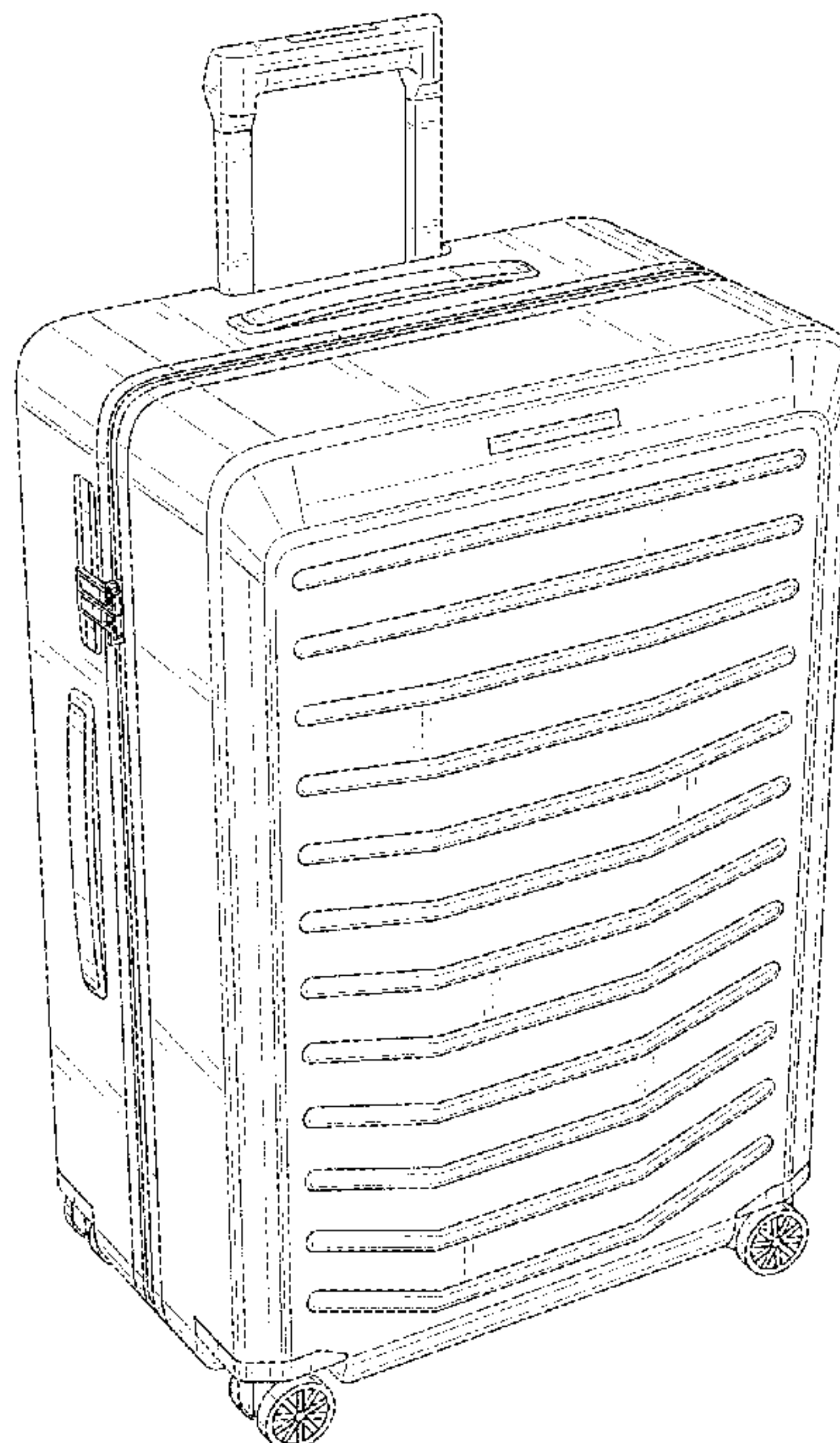
(57) **CLAIM**

The ornamental design for luggage, as shown and described.

DESCRIPTION

FIG. 1 is a perspective view of luggage;
FIG. 2 is a front view thereof;
FIG. 3 is a rear view thereof;
FIG. 4 is an elevation view thereof from the left side;
FIG. 5 is an elevation view thereof from the right side;
FIG. 6 is a top plan view thereof; and,
FIG. 7 is a bottom plan view thereof.

1 Claim, 7 Drawing Sheets






FIG. 1

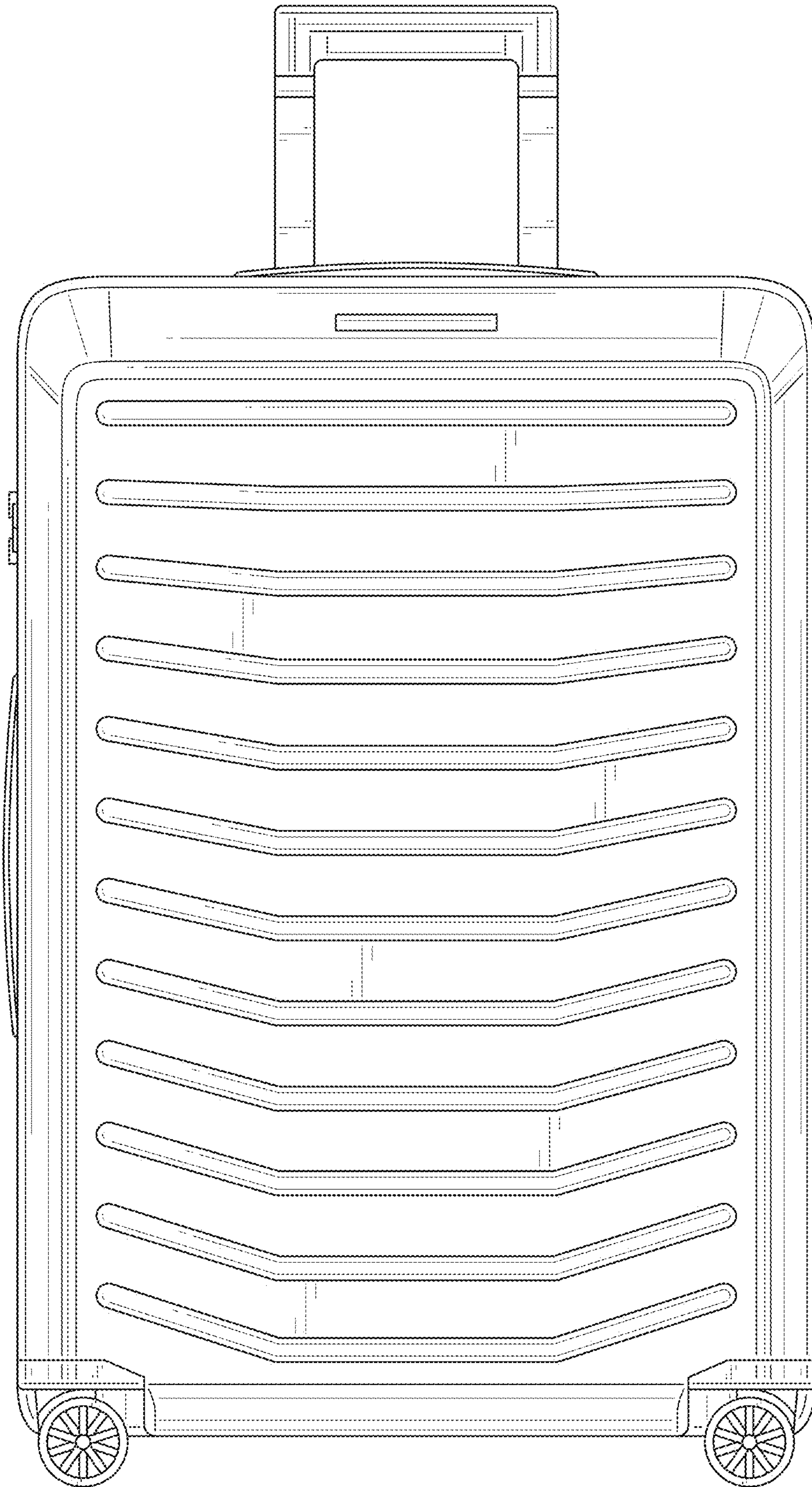


FIG. 2

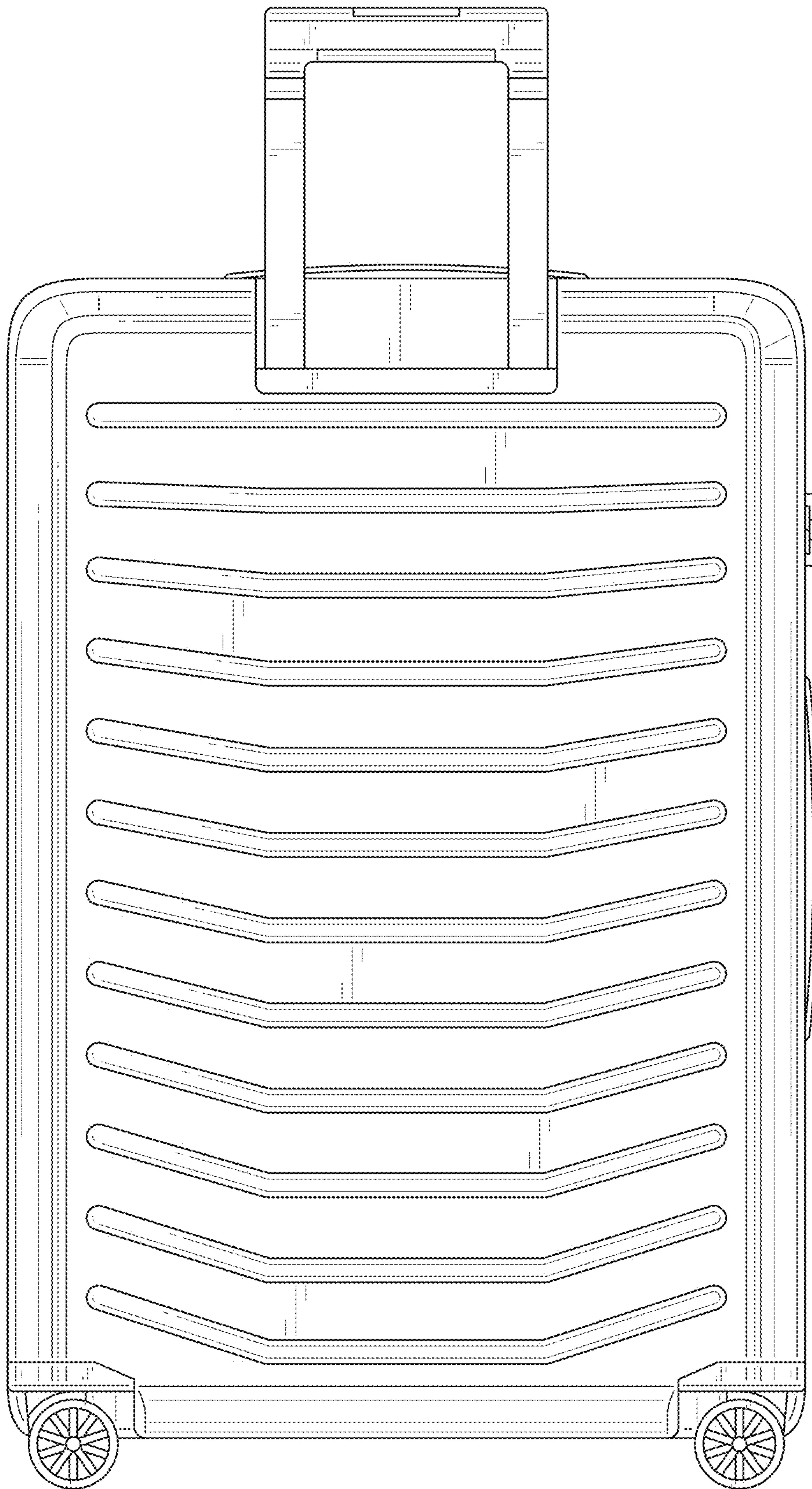


FIG. 3

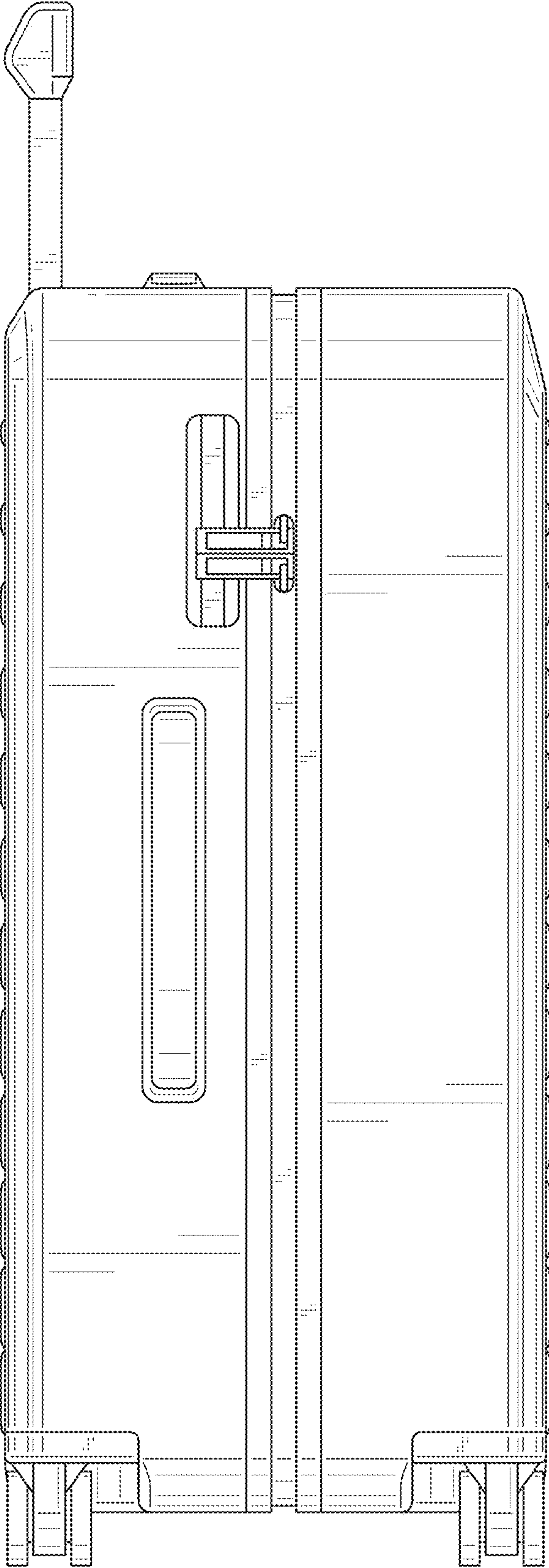


FIG. 4




FIG. 5

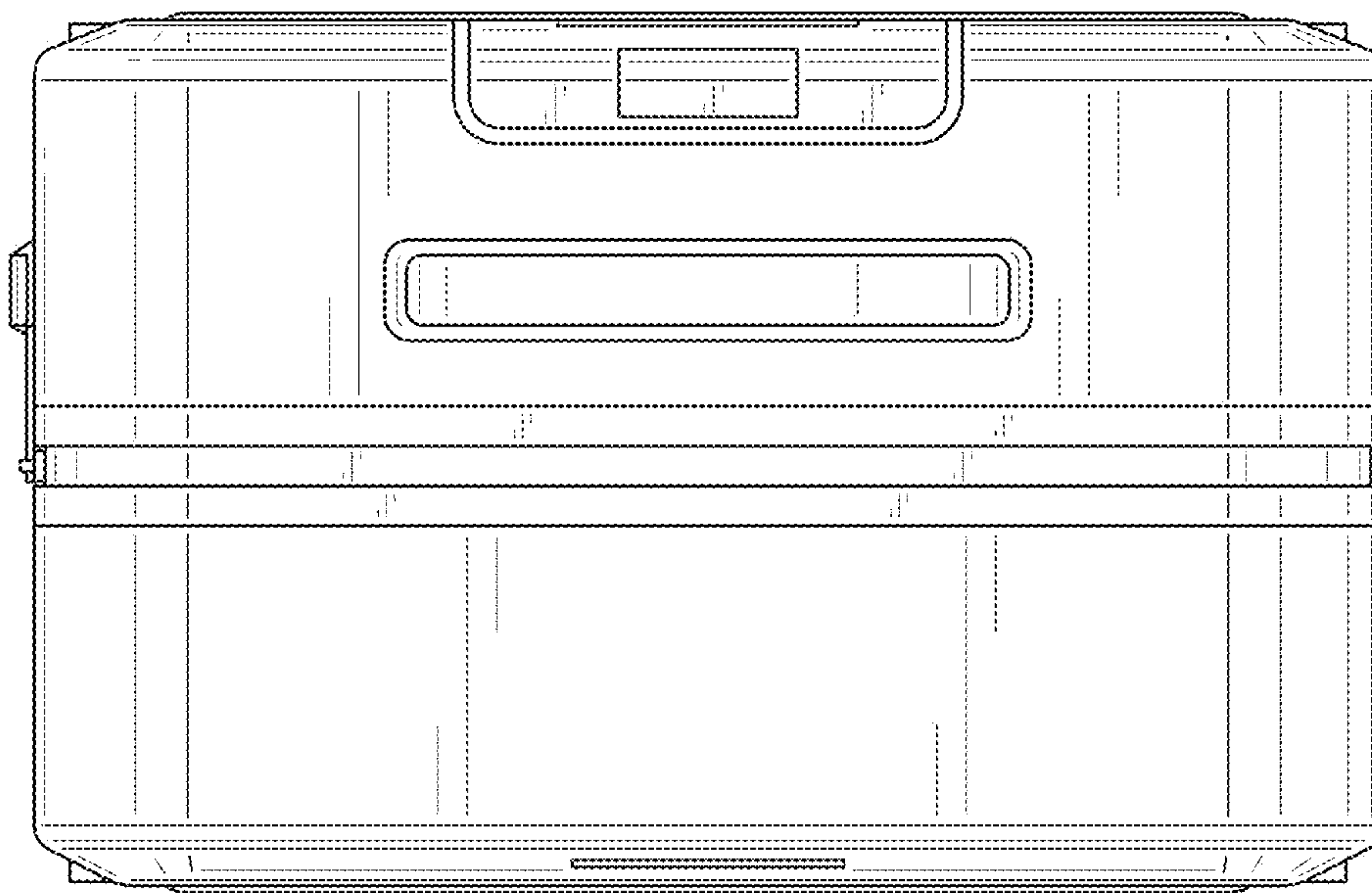


FIG. 6

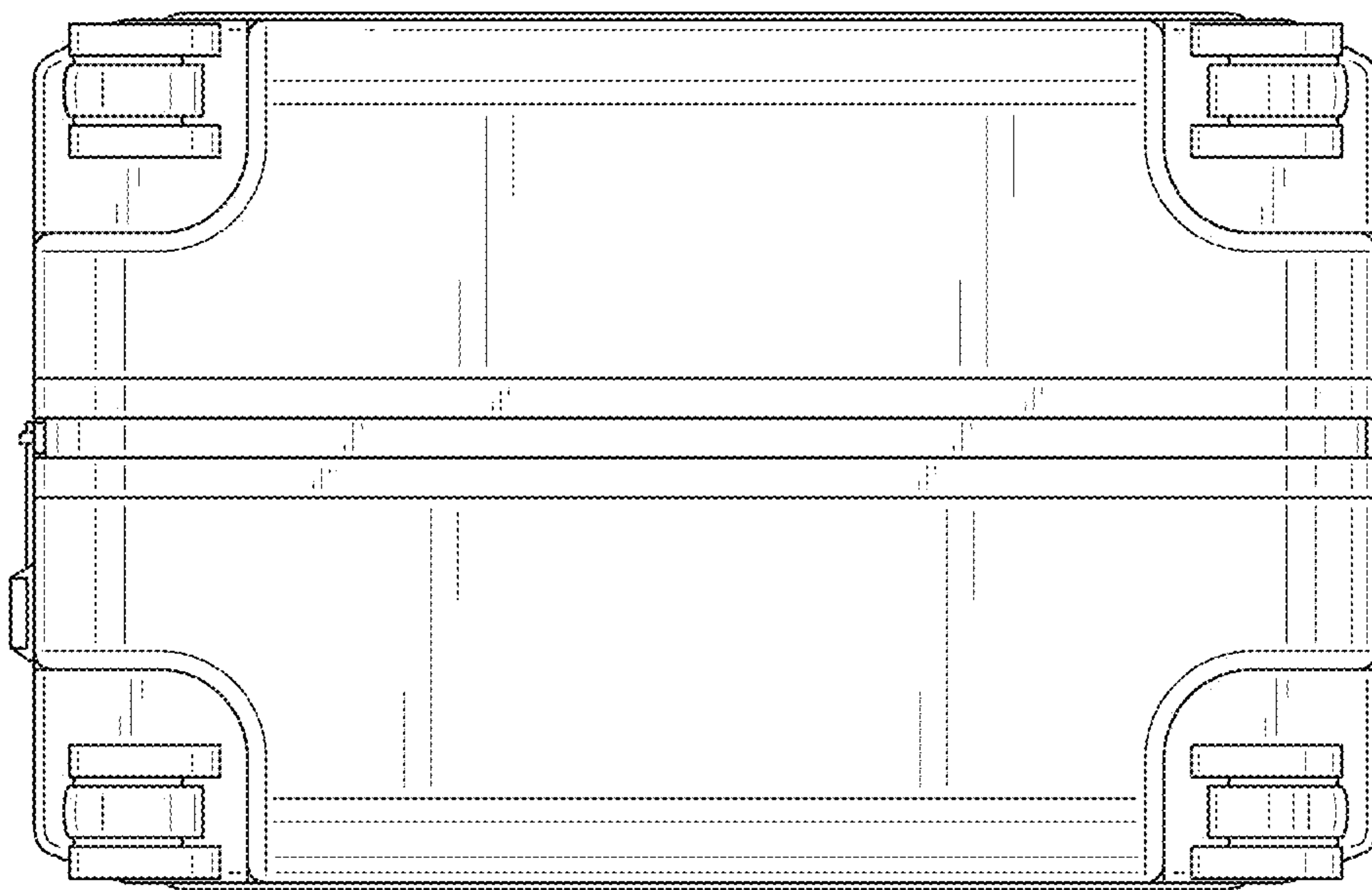


FIG. 7