



US00D968042S

(12) **United States Design Patent** (10) **Patent No.:** **US D968,042 S**
Song (45) **Date of Patent:** **** Oct. 25, 2022**

(54) **VACUUM CLEANER**
(71) Applicant: **Jiazhe Song, Yuyao (CN)**
(72) Inventor: **Jiazhe Song, Yuyao (CN)**
(**) Term: **15 Years**
(21) Appl. No.: **29/800,752**

D851,342 S * 6/2019 Tu D32/18
D855,909 S * 8/2019 Ma D32/18
D862,819 S * 10/2019 Xu D32/18
D869,794 S * 12/2019 Zhou D32/18
D869,795 S * 12/2019 Wang D32/18
D873,514 S * 1/2020 Huang D32/18
D887,657 S 6/2020 Palladino et al.
D918,502 S 5/2021 Ma
D922,010 S 6/2021 Lin

(Continued)

(22) Filed: **Jul. 23, 2021**
(51) **LOC (13) Cl.** **15-05**
(52) **U.S. Cl.**
USPC **D32/18**
(58) **Field of Classification Search**
USPC D32/17, 18, 21, 23, 25, 31, 32, 33, 34
CPC A47L 11/24; A47L 11/33; A47L 11/32;
A47L 9/1666; A47L 9/1608; A47L 11/00;
A47L 11/38; A47L 5/24; Y10S 55/03
See application file for complete search history.

FOREIGN PATENT DOCUMENTS

CN 306832455 * 9/2021

OTHER PUBLICATIONS

Amazon.com Car Vacuum High Power https://www.amazon.com/dp/B07FXRRHWT/ref=sspa_dk_detail_1 (Year: 2017).*

Primary Examiner — Kevin K Rudzinski
Assistant Examiner — Richard E Yenchesky

(56) **References Cited**

U.S. PATENT DOCUMENTS

D275,427 S * 9/1984 Kishi D32/18
D289,576 S * 4/1987 Okada D32/18
D302,876 S * 8/1989 Ikeda D32/18
D357,772 S * 4/1995 Yuen D32/18
D379,690 S * 6/1997 Howell D32/18
D398,425 S * 9/1998 Hudson D32/18
D435,707 S * 12/2000 Leung D32/18
D437,983 S * 2/2001 Stratford D32/18
D440,719 S * 4/2001 Stratford D32/18
D440,720 S * 4/2001 Stratford D32/18
D441,151 S * 4/2001 Stratford D32/18
D441,152 S * 4/2001 Stratford D32/18
D448,894 S * 10/2001 Yuen D32/18
6,434,785 B1 * 8/2002 Vandenberg A47L 5/24
15/353
D509,930 S * 9/2005 Stratford D32/18
D515,258 S * 2/2006 Robson D32/18
D564,153 S * 3/2008 Fjellman D32/18
D844,266 S * 3/2019 Wang D32/18

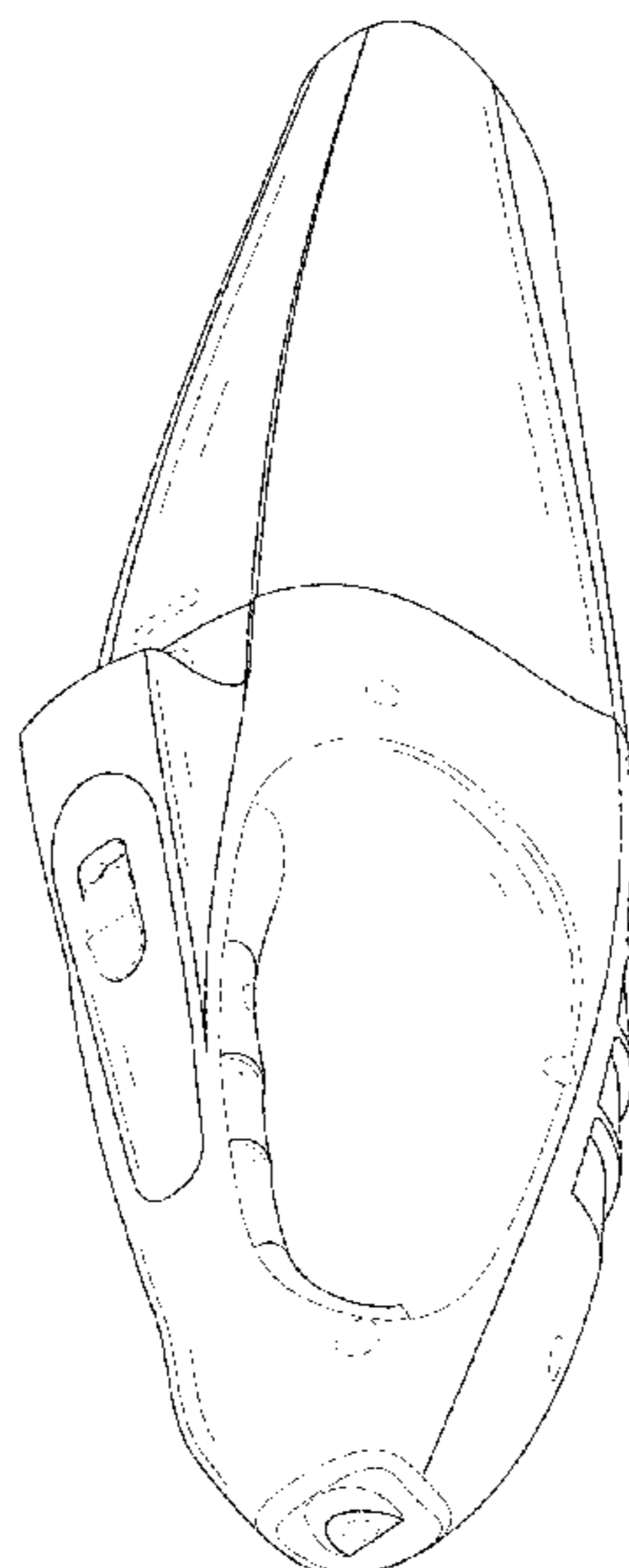
(57) **CLAIM**

The ornamental design for a vacuum cleaner, as shown and described.

DESCRIPTION

FIG. 1 is a perspective view of a vacuum cleaner showing our new design;
FIG. 2 is a second perspective view thereof;
FIG. 3 is a front view thereof;
FIG. 4 is a back view thereof;
FIG. 5 is a left side view thereof;
FIG. 6 is a right side view thereof;
FIG. 7 is a top view thereof; and,
FIG. 8 is a bottom view thereof.
The broken lines, shown in the drawings depict portions of the vacuum cleaner in which the design is embodied that form no part of the claimed design.

1 Claim, 8 Drawing Sheets



(56)

References Cited

U.S. PATENT DOCUMENTS

D944,476 S *	2/2022	Xu	D32/18
2006/0059655 A1 *	3/2006	Lau	A47L 5/24
			15/412

* cited by examiner

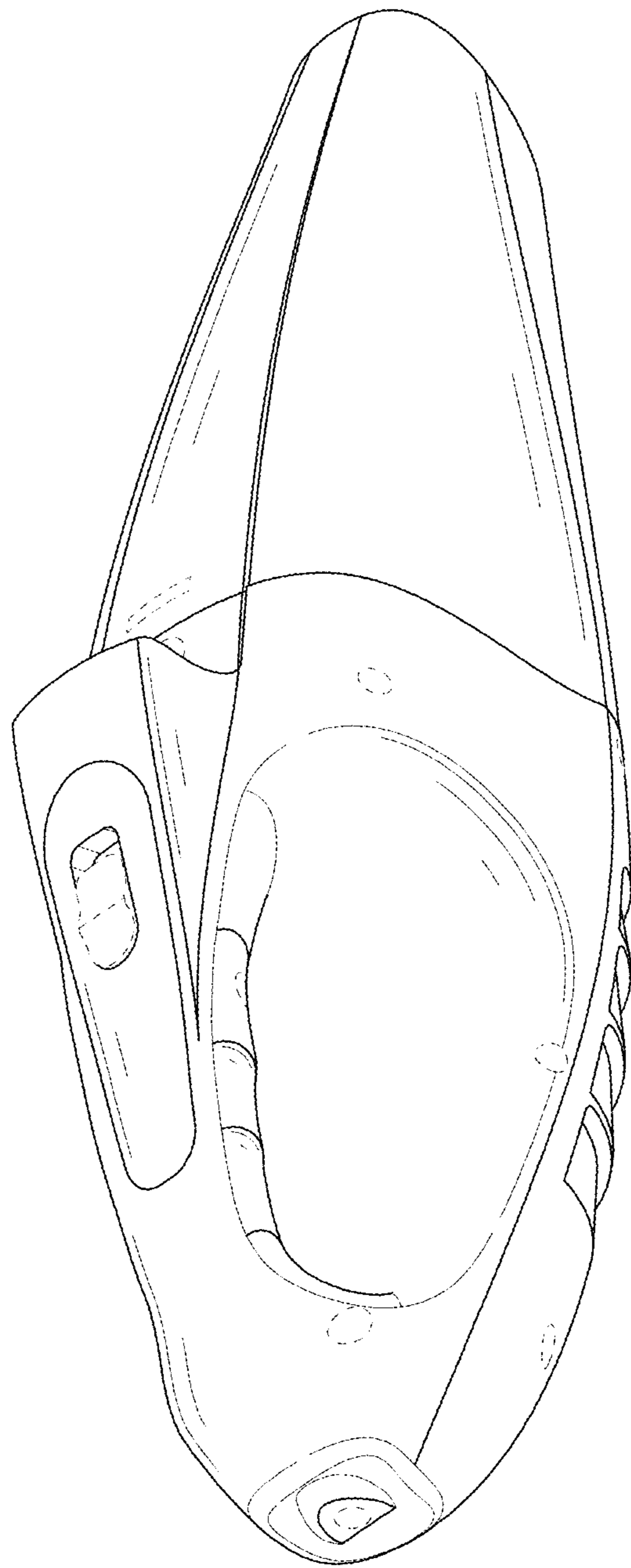


FIG. 1

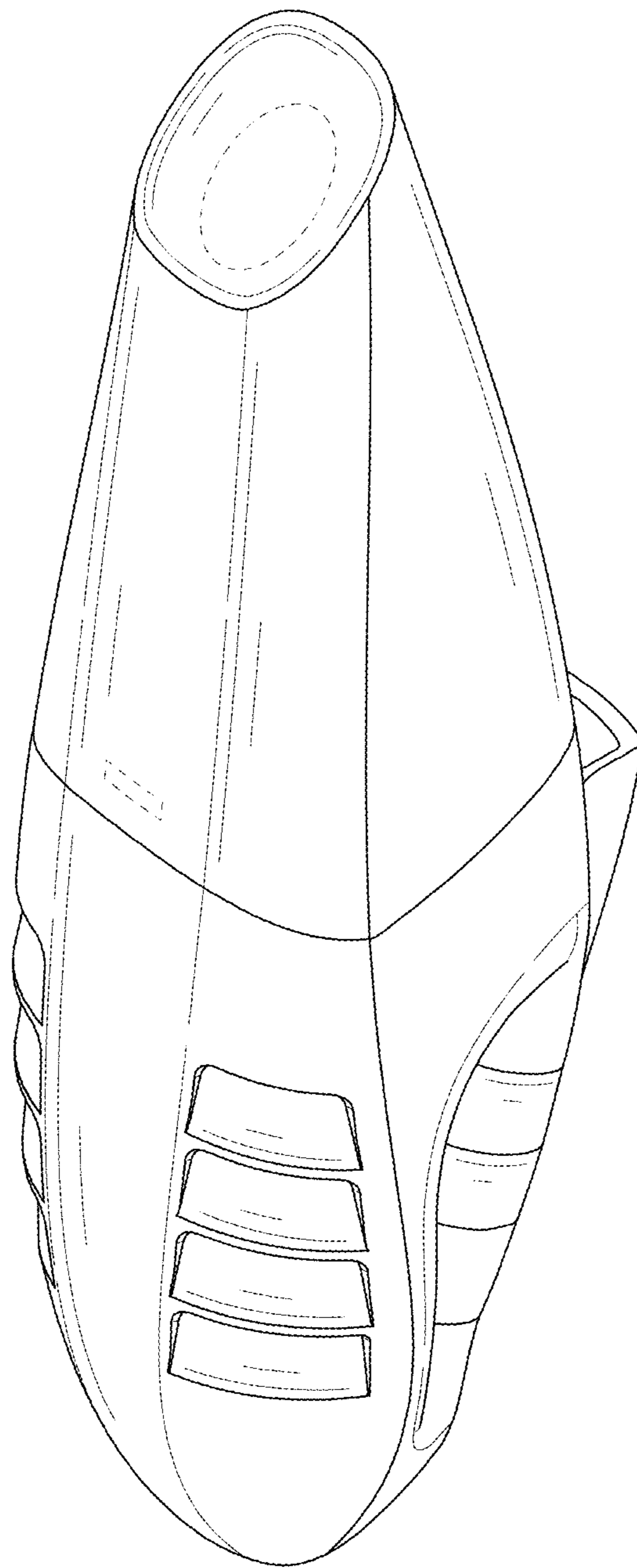


FIG. 2

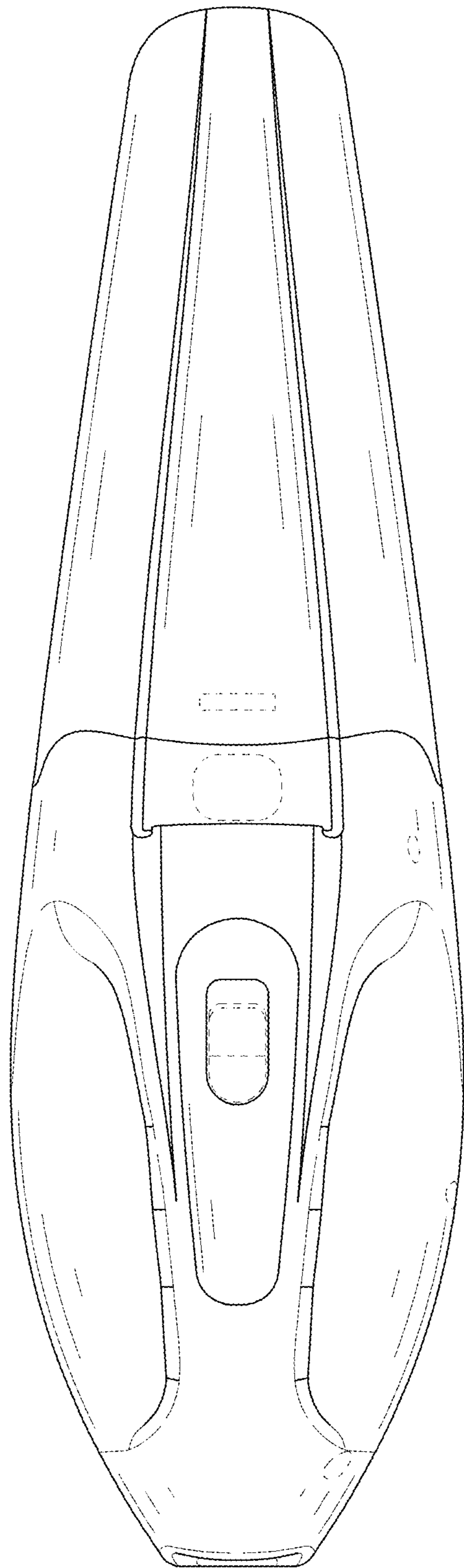


FIG. 3

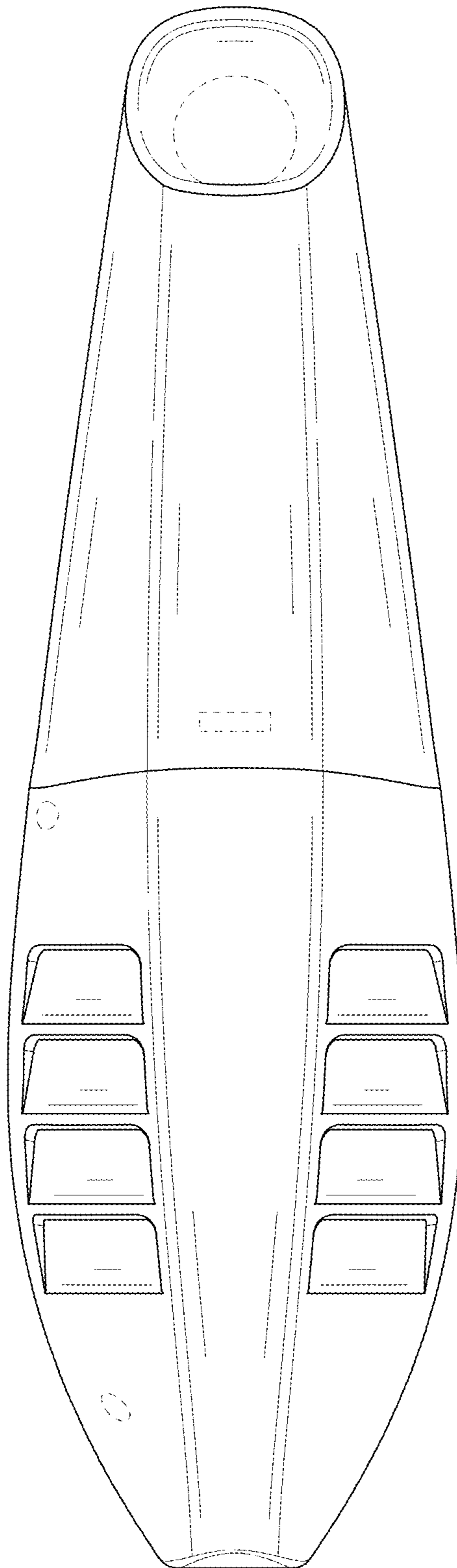


FIG. 4




FIG. 5

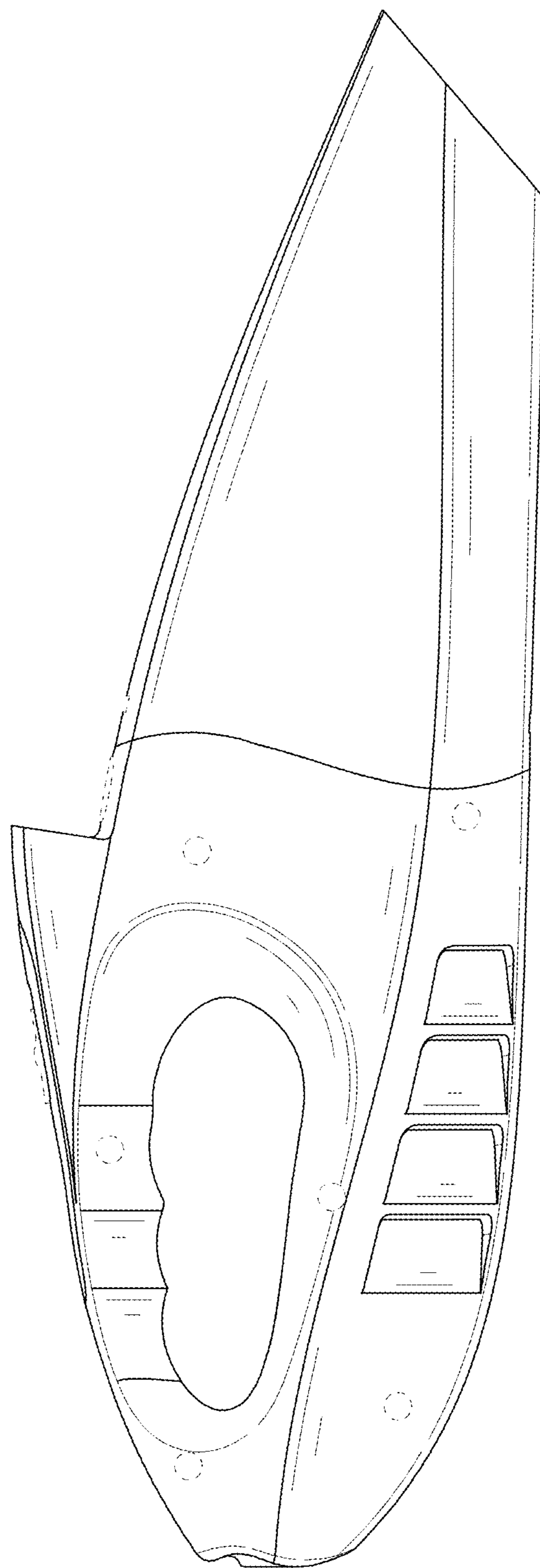


FIG. 6

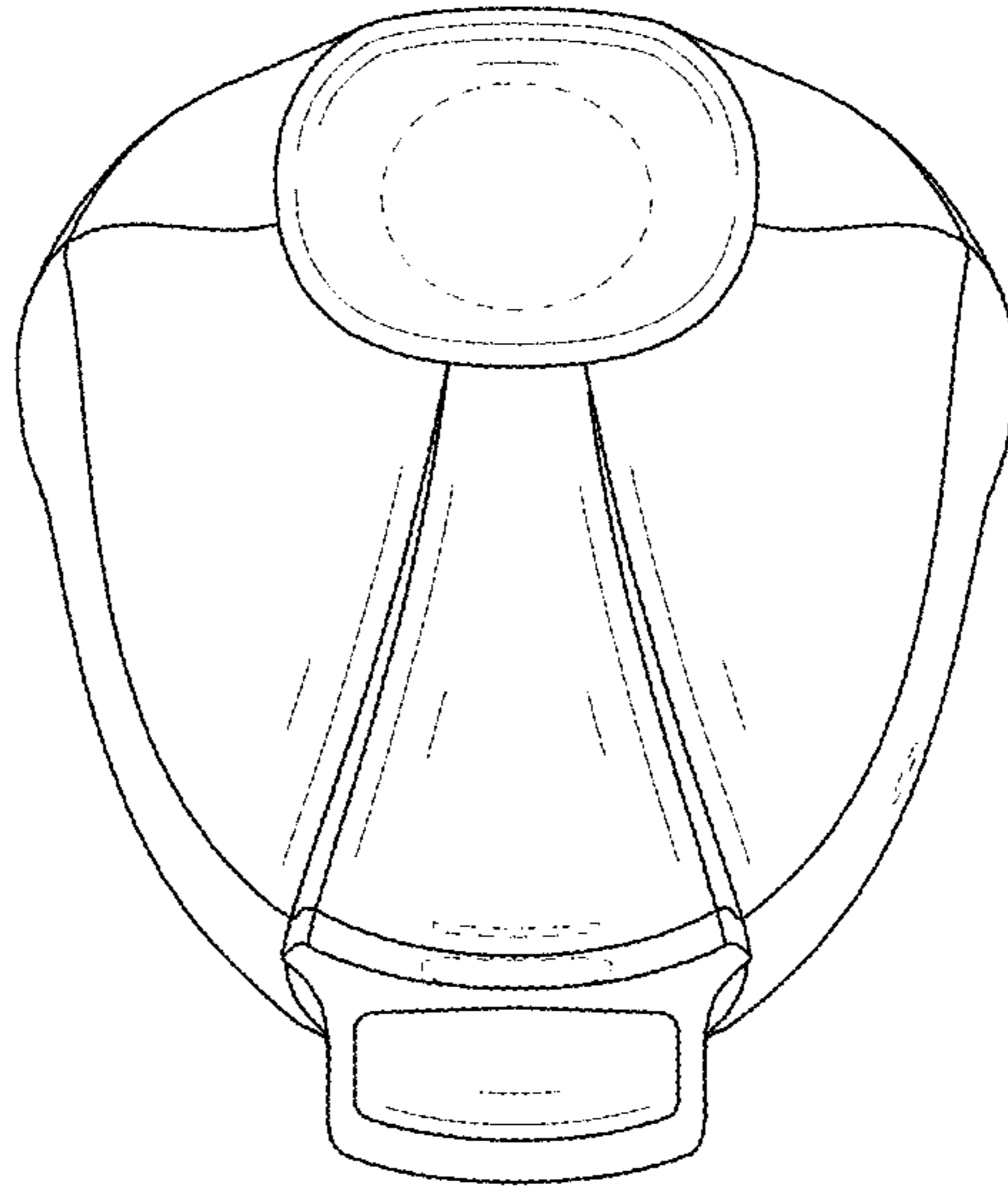


FIG. 7

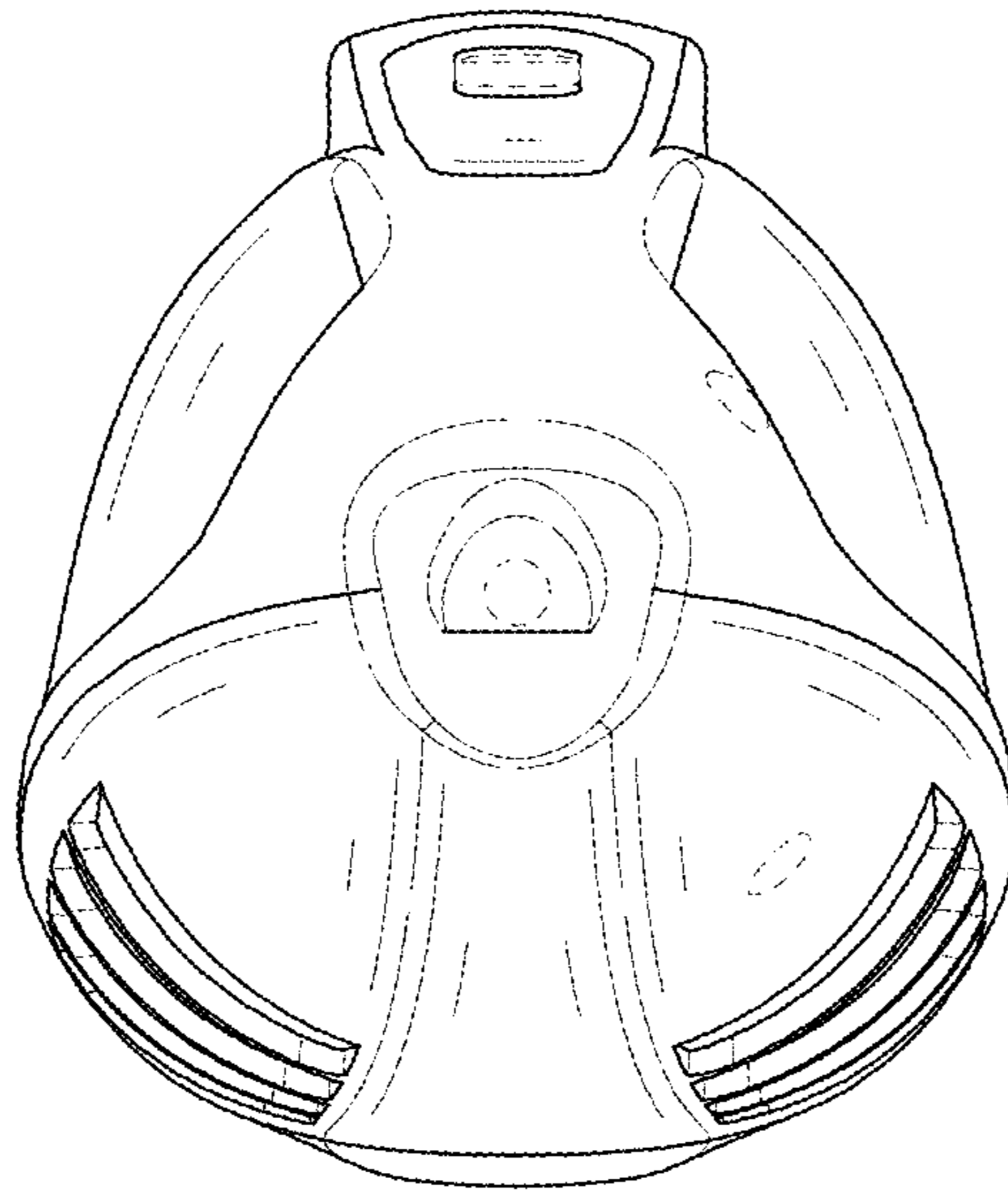


FIG. 8