



US00D968033S

(12) **United States Design Patent**
Lee et al.

(10) **Patent No.:** **US D968,033 S**
(45) **Date of Patent:** **** Oct. 25, 2022**

(54) **MOUTH MASK**
(71) Applicant: **Pyramex Safety Products, LLC,**
Piperton, TN (US)
(72) Inventors: **Yu Lin Lee, Tainan (TW); Chien Hung**
Lu, Tainan (TW)
(73) Assignee: **Pyramex Safety Products, LLC,**
Piperton, TN (US)

9,693,596 B2 * 7/2017 Huffman A42B 3/20
D900,405 S * 10/2020 Stevens D29/110
D931,549 S * 9/2021 Smith D29/122
D933,309 S * 10/2021 Zhang D29/122
D936,908 S * 11/2021 Smith D29/122
D945,078 S * 3/2022 Wu D29/108
2002/0174480 A1 * 11/2002 Lombard A42B 3/20
2/424
2007/0186324 A1 * 8/2007 Sheldon A42B 3/20
2/9
2017/0086528 A1 * 3/2017 Reese A42B 3/20

(**) Term: **15 Years**
(21) Appl. No.: **29/774,660**
(22) Filed: **Mar. 18, 2021**
(51) **LOC (13) Cl.** **02-99**
(52) **U.S. Cl.**
USPC **D29/122**
(58) **Field of Classification Search**
USPC D29/108, 111, 122
CPC A42B 3/18; A42B 3/20; A63B 71/10
See application file for complete search history.

OTHER PUBLICATIONS

Pyramex HPRG11 Ridgeguard Hard Hat Jaw/Mouth Guard (on-line), no date available. Retrieved from Internet Jun. 7, 2022, URL: <https://www.rajsupply.com/pyramex-hprg11-ridgeguard-hard-hat-jaw-mouth-guard.html> (1 page).*

* cited by examiner

Primary Examiner — Kimberly Barnes
(74) *Attorney, Agent, or Firm* — Capitol City TechLaw

(56) **References Cited**

U.S. PATENT DOCUMENTS

3,132,345 A * 5/1964 Keith A42B 3/20
2/9
D277,520 S * 2/1985 Gregory D24/110.1
4,999,856 A * 3/1991 DuVall A42B 3/20
2/9
7,308,721 B1 * 12/2007 Rivera, Jr. A41D 13/1153
2/9
D570,550 S * 6/2008 Broersma D29/108
7,805,776 B2 * 10/2010 Crossman A42B 3/326
2/6.6
D632,439 S * 2/2011 Lebel D29/122
8,011,026 B2 * 9/2011 Stevens A42B 3/20
2/427
D654,633 S * 2/2012 Anderson D29/108
D662,258 S * 6/2012 Chapman D28/44.2
D706,489 S * 6/2014 Huffman D29/108
9,462,841 B1 * 10/2016 Popejoy A42B 3/0473

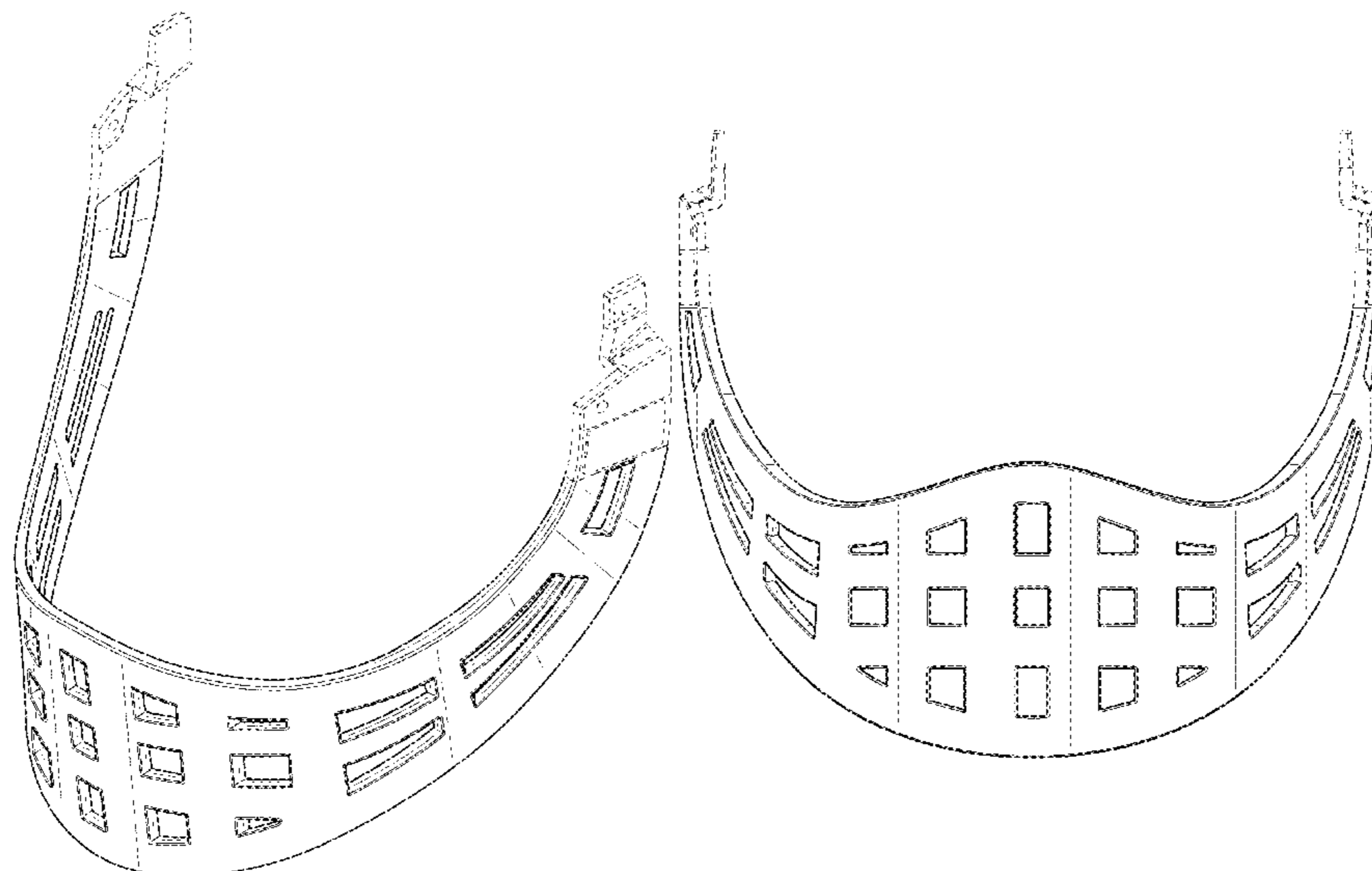
(57) **CLAIM**

The ornamental design for a mouth mask, as shown and described.

DESCRIPTION

FIG. 1 is a front, top, and right side perspective view of a mouth mask showing our new design;
FIG. 2 is a front view thereof;
FIG. 3 is a rear view thereof;
FIG. 4 is a left side view thereof, the right side view being a mirror image of FIG. 4;
FIG. 5 is a top view thereof; and,
FIG. 6 is a bottom view thereof.
The dashed broken lines show portions of the mouth mask that form no part of the claimed design. The dot-dashed broken lines illustrate the bounds of the claim and form no part thereof.

1 Claim, 6 Drawing Sheets



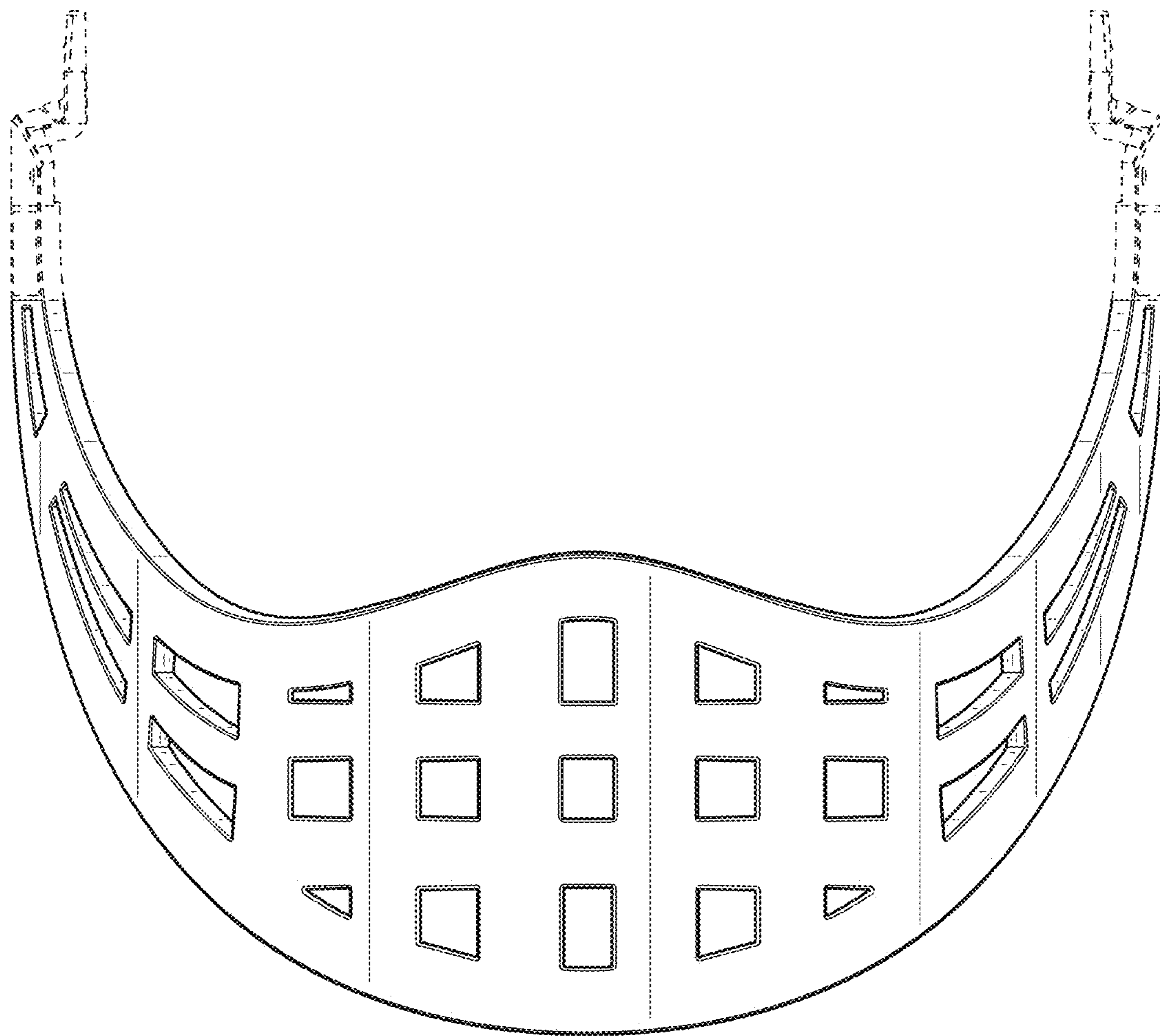


FIG. 2

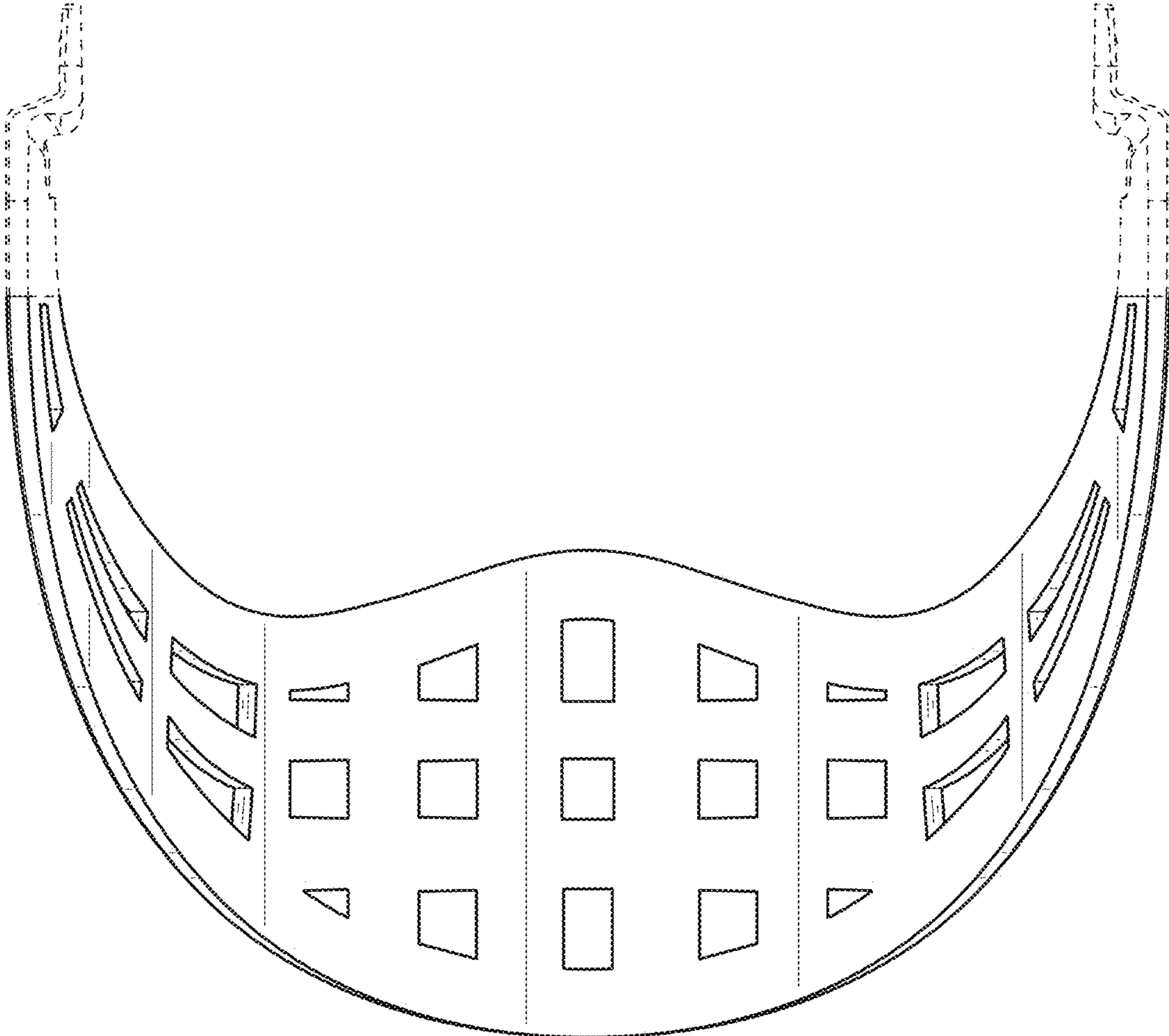


FIG. 3

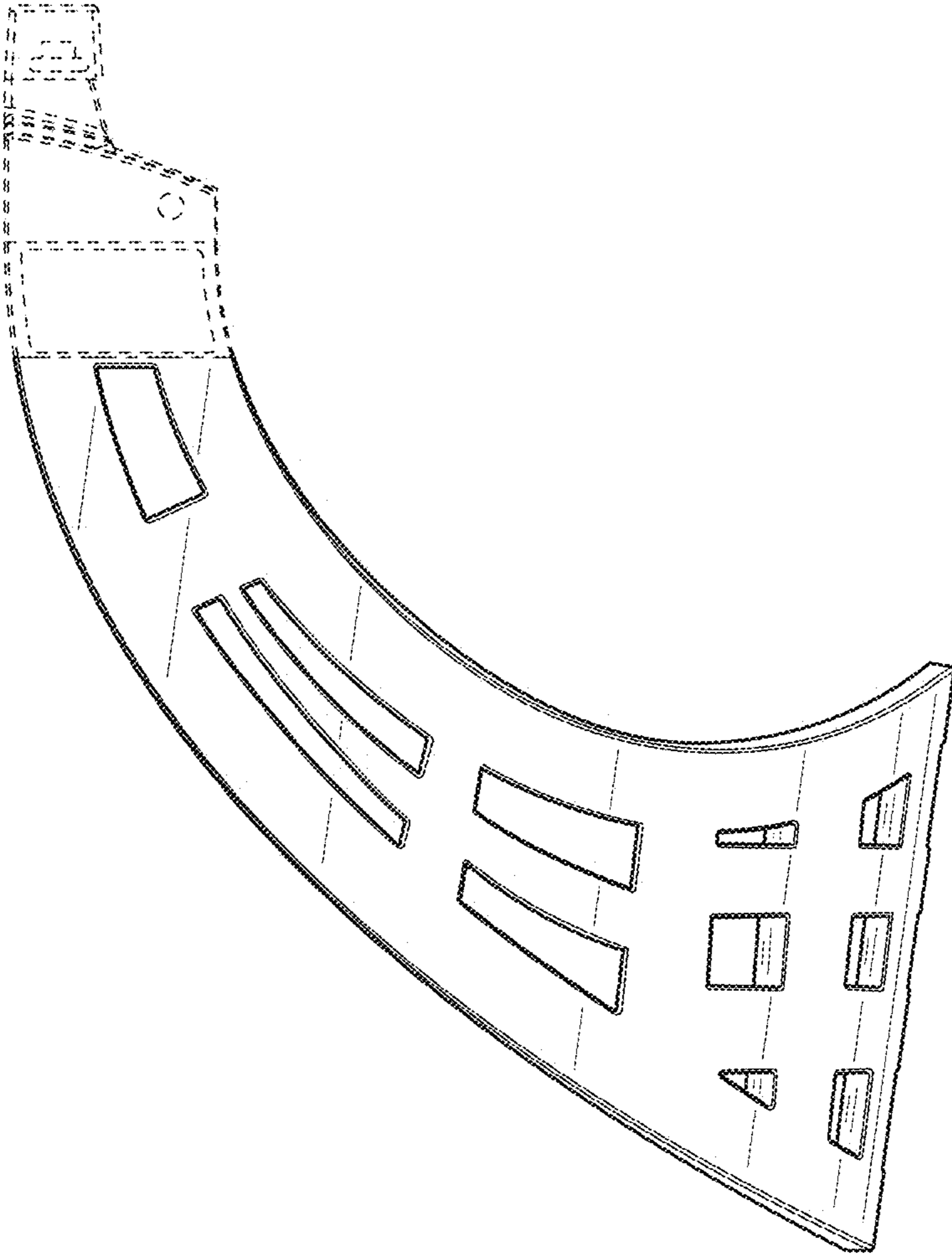


FIG. 4

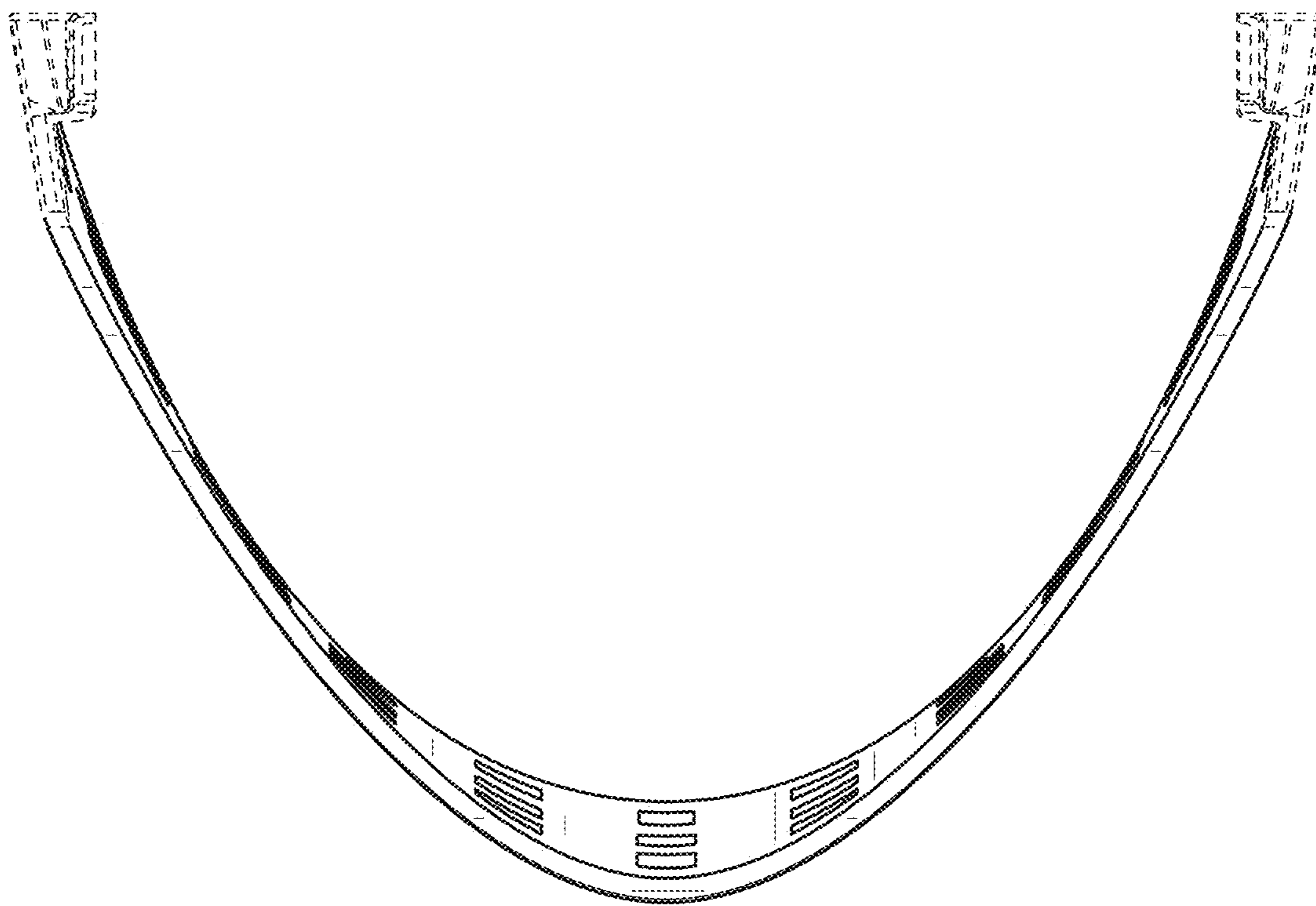


FIG. 5

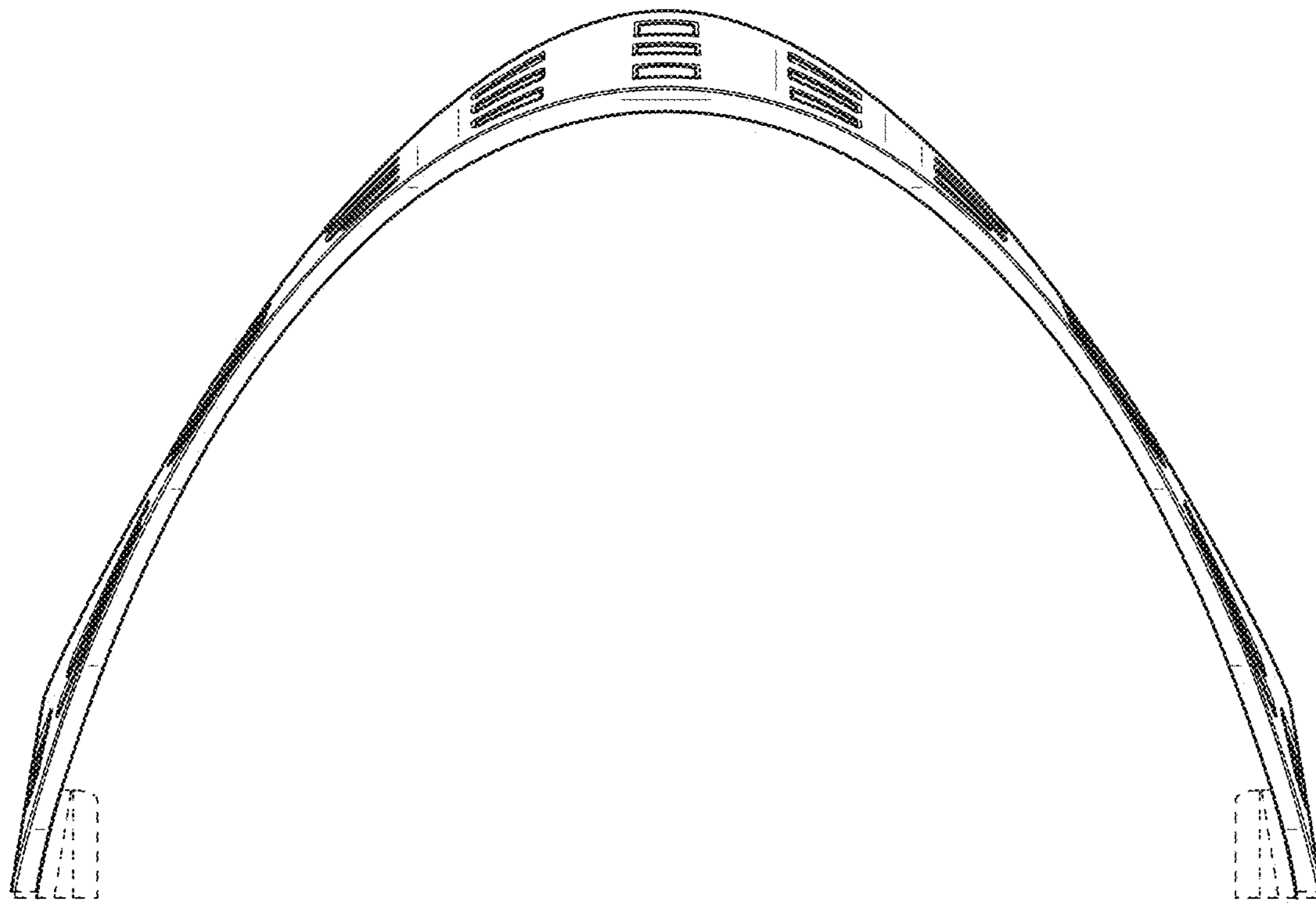


FIG. 6