



US00D968024S

(12) **United States Design Patent** (10) **Patent No.:** **US D968,024 S**
Qiu et al. (45) **Date of Patent:** **** Oct. 25, 2022**

(54) **HAIR CLIPPER**
(71) Applicant: **WAHL CLIPPER CORPORATION**,
Sterling, IL (US)
(72) Inventors: **Zhenfeng Qiu**, Jalaid Banner (CN);
Tangwen Xu, Shangrao (CN); **Qing**
Wang, Ningbo (CN)
(73) Assignee: **WAHL CLIPPER CORPORATION**,
Sterling, IL (US)
(**) Term: **15 Years**
(21) Appl. No.: **29/749,447**

D450,157 S * 11/2001 Yiu D24/133
D497,452 S 10/2004 Nielsen et al.
D499,212 S 11/2004 Nielsen et al.
D501,278 S 1/2005 Nielsen et al.
D523,991 S 6/2006 Langley et al.
D577,863 S * 9/2008 Kubono D28/49
D582,604 S 12/2008 Eddinger et al.
D619,303 S 7/2010 Aulwes et al.
D626,692 S * 11/2010 Leventhal D28/48
D627,102 S * 11/2010 Leventhal D28/48
D645,203 S * 9/2011 Doulobakas D28/44.1
D646,437 S * 10/2011 Leventhal D28/49
D662,660 S * 6/2012 Byun D28/44.1
D701,648 S * 3/2014 Yiu D24/146
D722,198 S * 2/2015 Wong D28/49
D777,980 S 1/2017 Moeller et al.
2009/0025234 A1* 1/2009 Carlucci B26B 19/042
30/527

(22) Filed: **Sep. 4, 2020**
(30) **Foreign Application Priority Data**
Mar. 13, 2020 (CN) 202030084599.8
(51) **LOC (13) Cl.** **28-03**
(52) **U.S. Cl.**
USPC **D28/49**
(58) **Field of Classification Search**
USPC D28/44, 44.1, 45, 49-54; D30/158-159
CPC A45D 26/00; A45D 26/0023; A45D
26/0038; A45D 26/0004; A45D 26/0009;
A45D 26/0057; B26B 19/00; B26B
19/02; B26B 19/04; B26B 19/06; B26B
19/10; B26B 19/12; B26B 19/28; B26B
19/38; B26B 19/3853
See application file for complete search history.

* cited by examiner

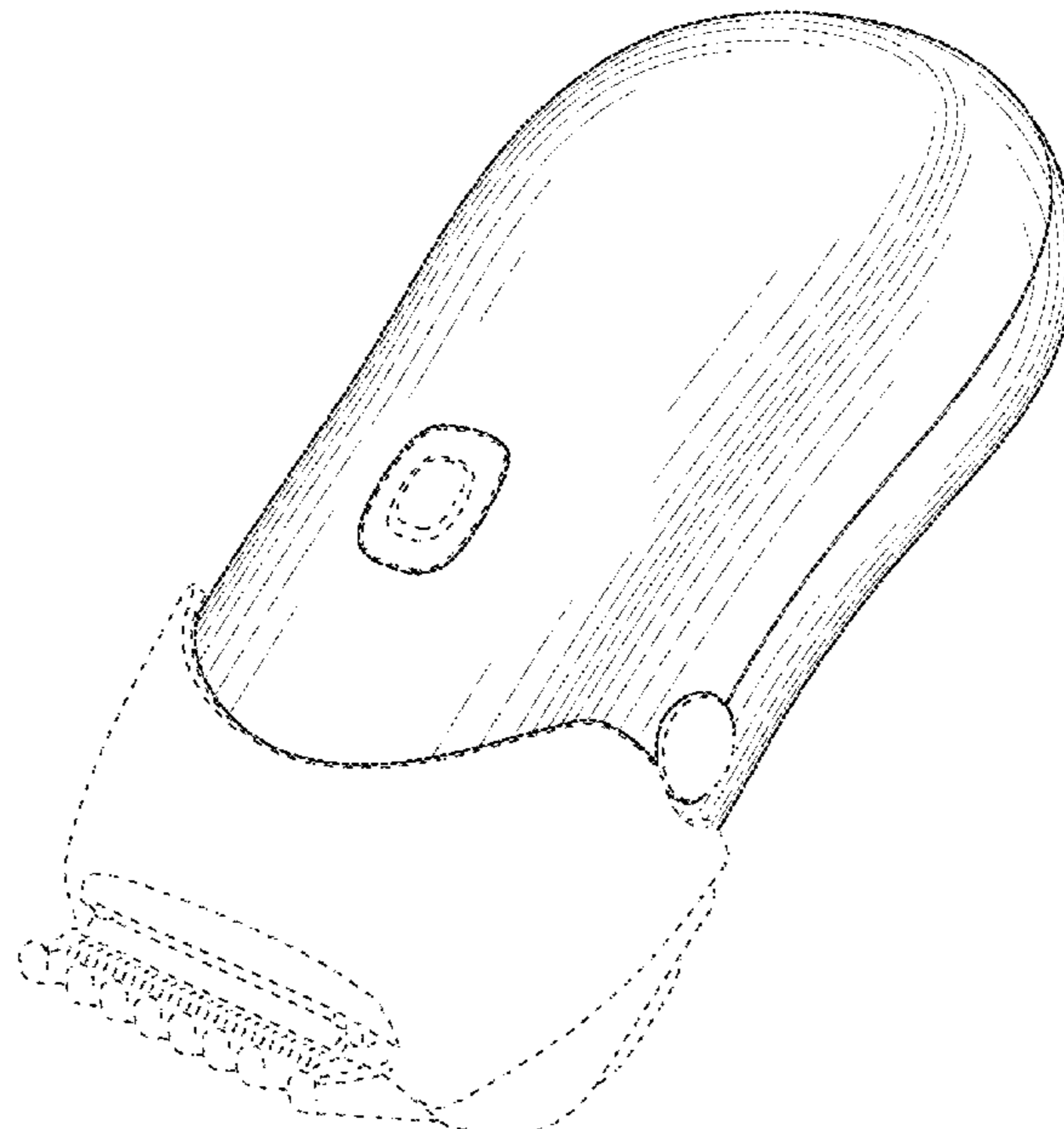
Primary Examiner — Jennifer Rivard
Assistant Examiner — Alison M Ofstun
(74) *Attorney, Agent, or Firm* — Greer, Burns & Crain,
Ltd

(56) **References Cited**
U.S. PATENT DOCUMENTS
D340,783 S 10/1993 McCambridge et al.
D351,046 S 9/1994 McCambridge et al.
D376,010 S * 11/1996 Kip D28/51

(57) **CLAIM**
The ornamental design for a hair clipper, as shown and
described.

DESCRIPTION
FIG. 1 is a top perspective view of the present hair clipper;
FIG. 2 is a right side view of the hair clipper of FIG. 1
FIG. 3 is a left side view of the present hair clipper;
FIG. 4 is a top plan view of the present hair clipper;
FIG. 5 is a bottom plan view of the hair clipper of FIG. 1;
FIG. 6 is a front view of the hair clipper of FIG. 1; and,
FIG. 7 is a rear view of the hair clipper of FIG. 1.
In the drawings, the broken lines illustrate portions of the
hair clipper and form no part of the claimed design.

1 Claim, 4 Drawing Sheets



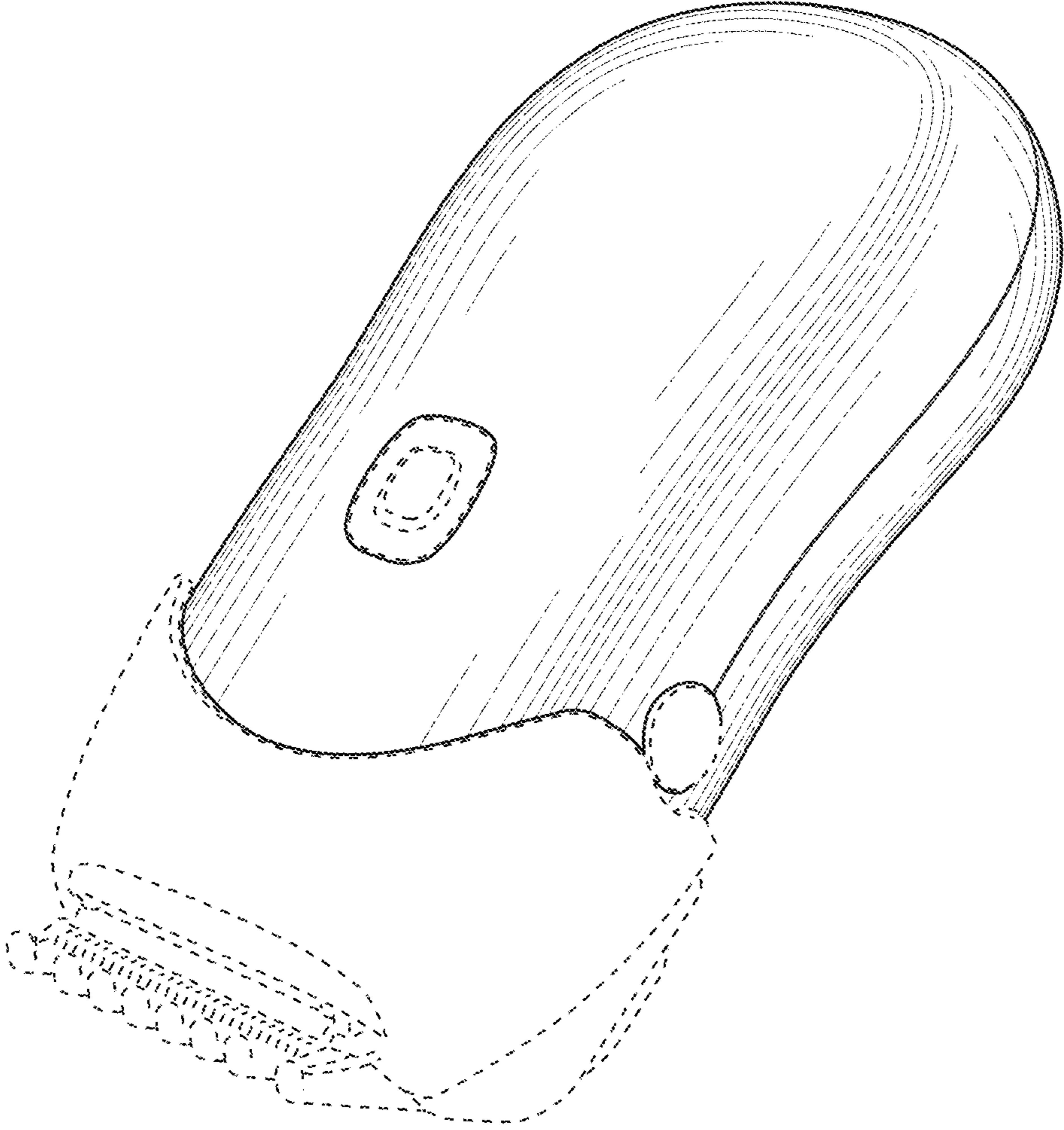


FIG. 1

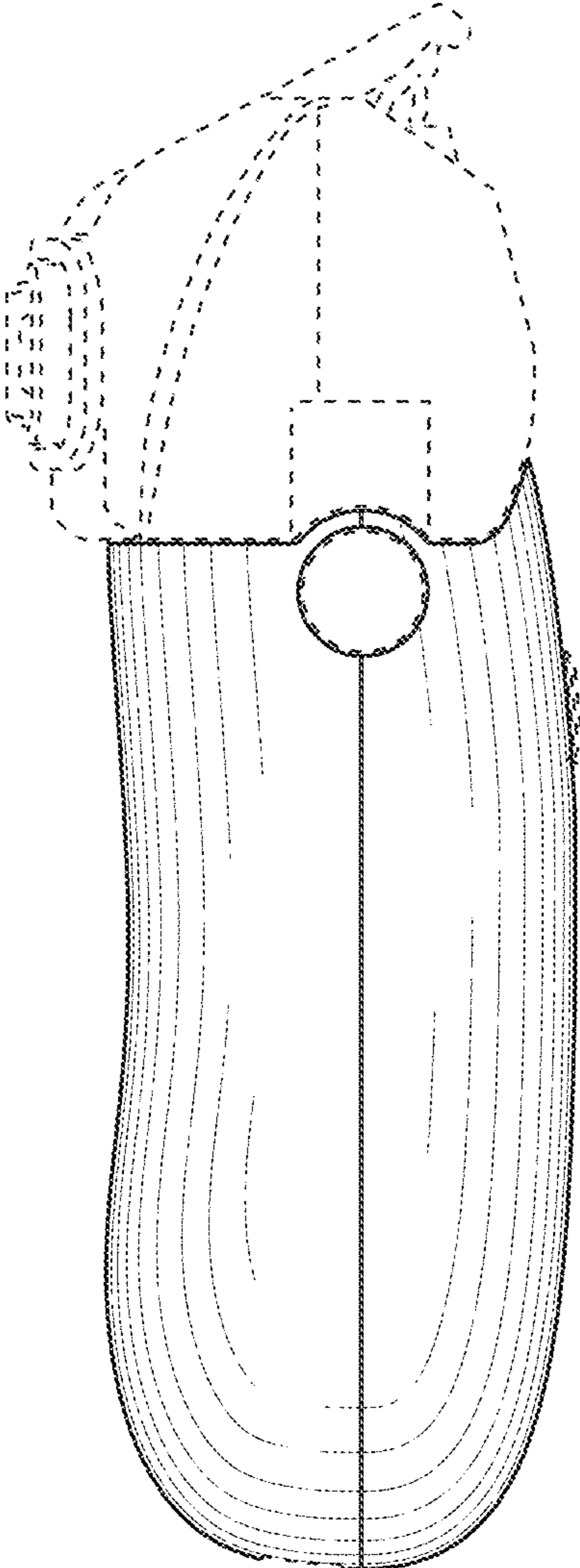


FIG. 2

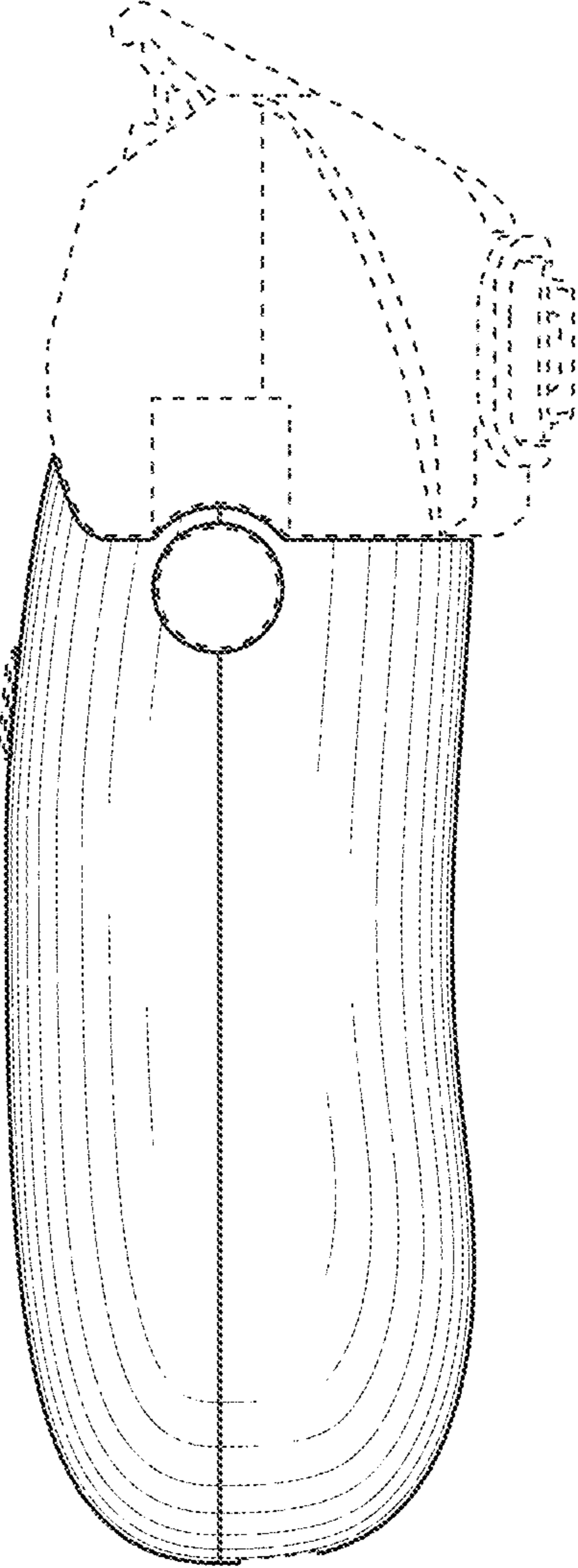


FIG. 3

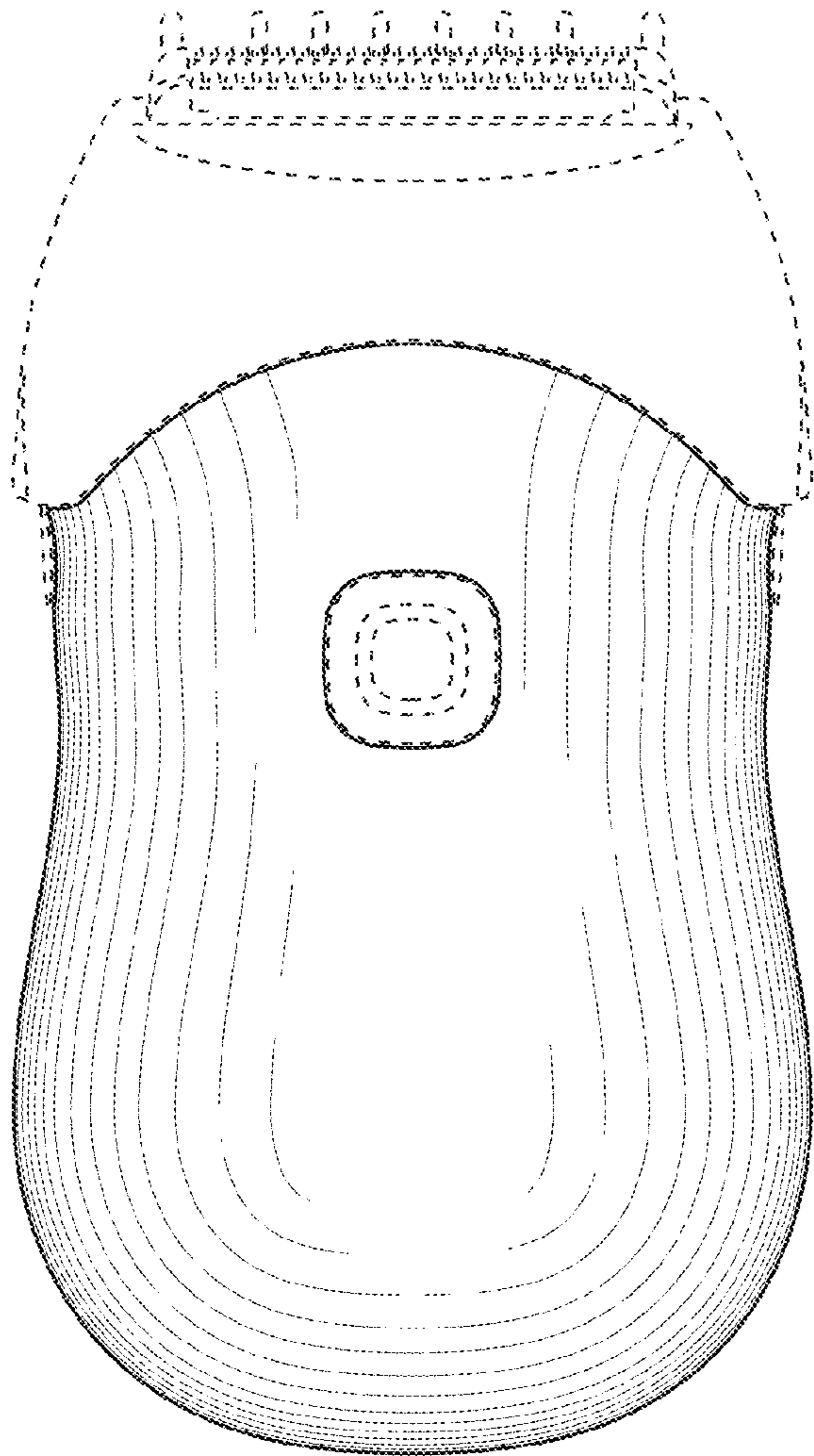


FIG. 4

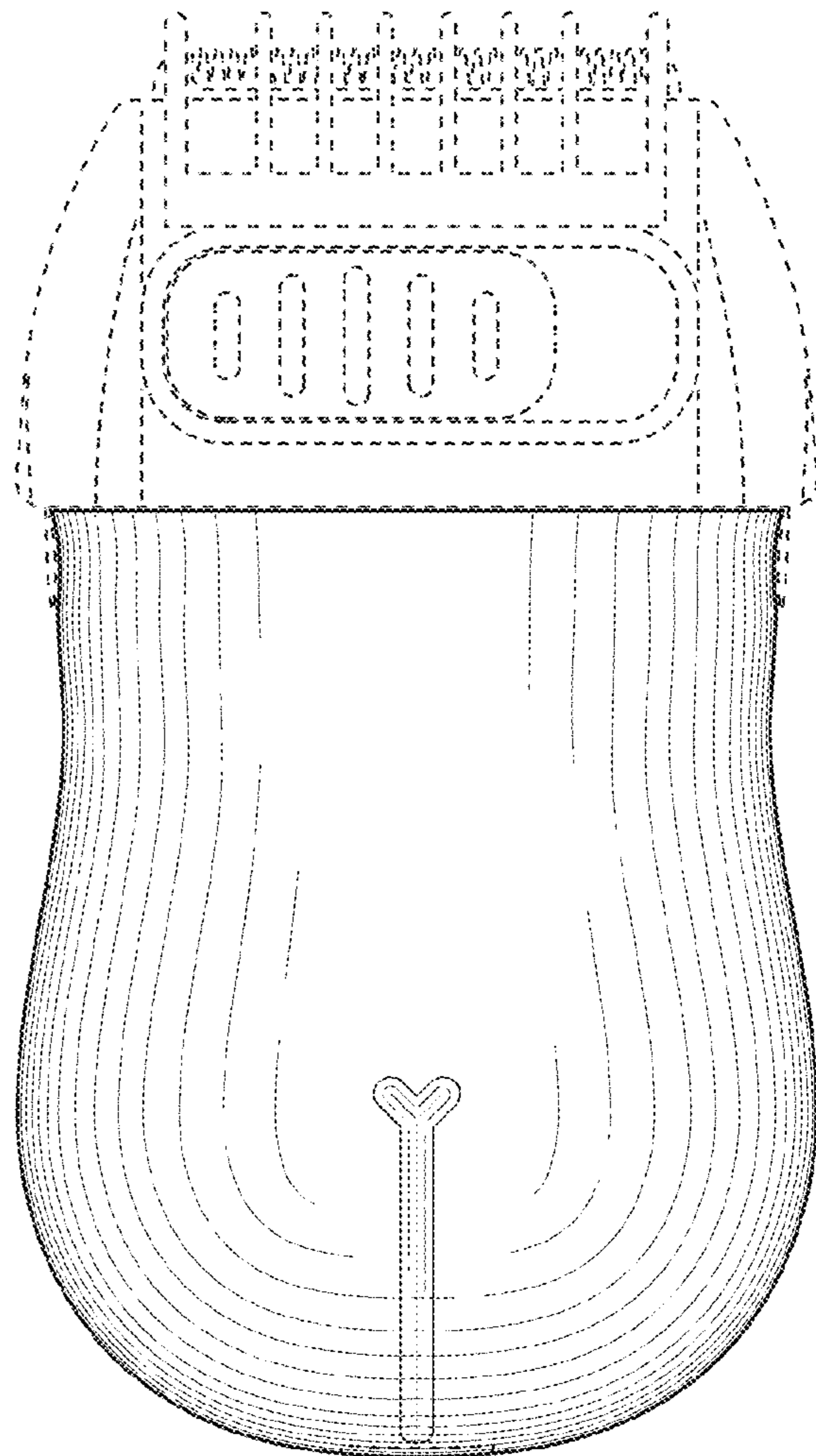


FIG. 5

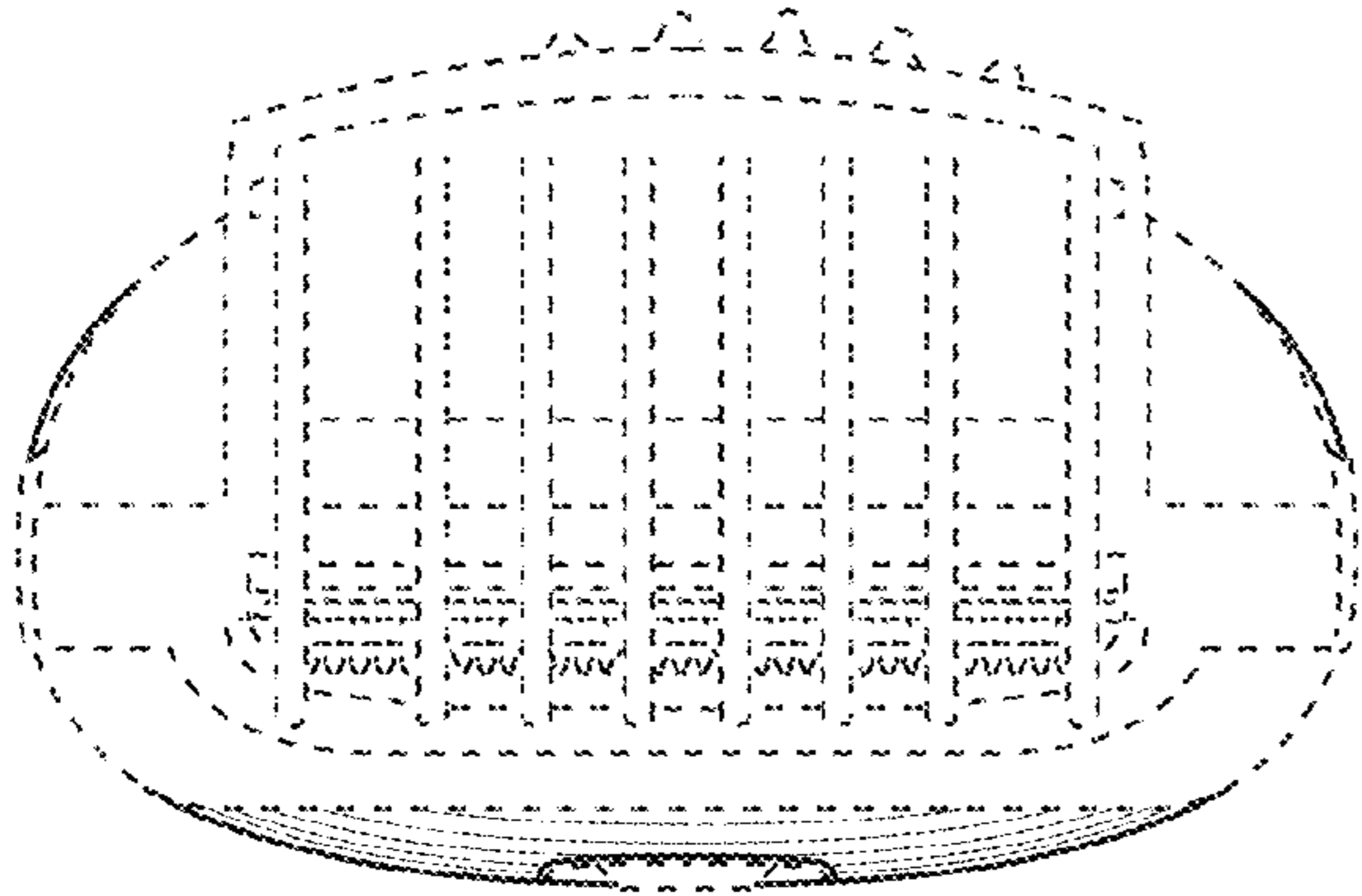


FIG. 6

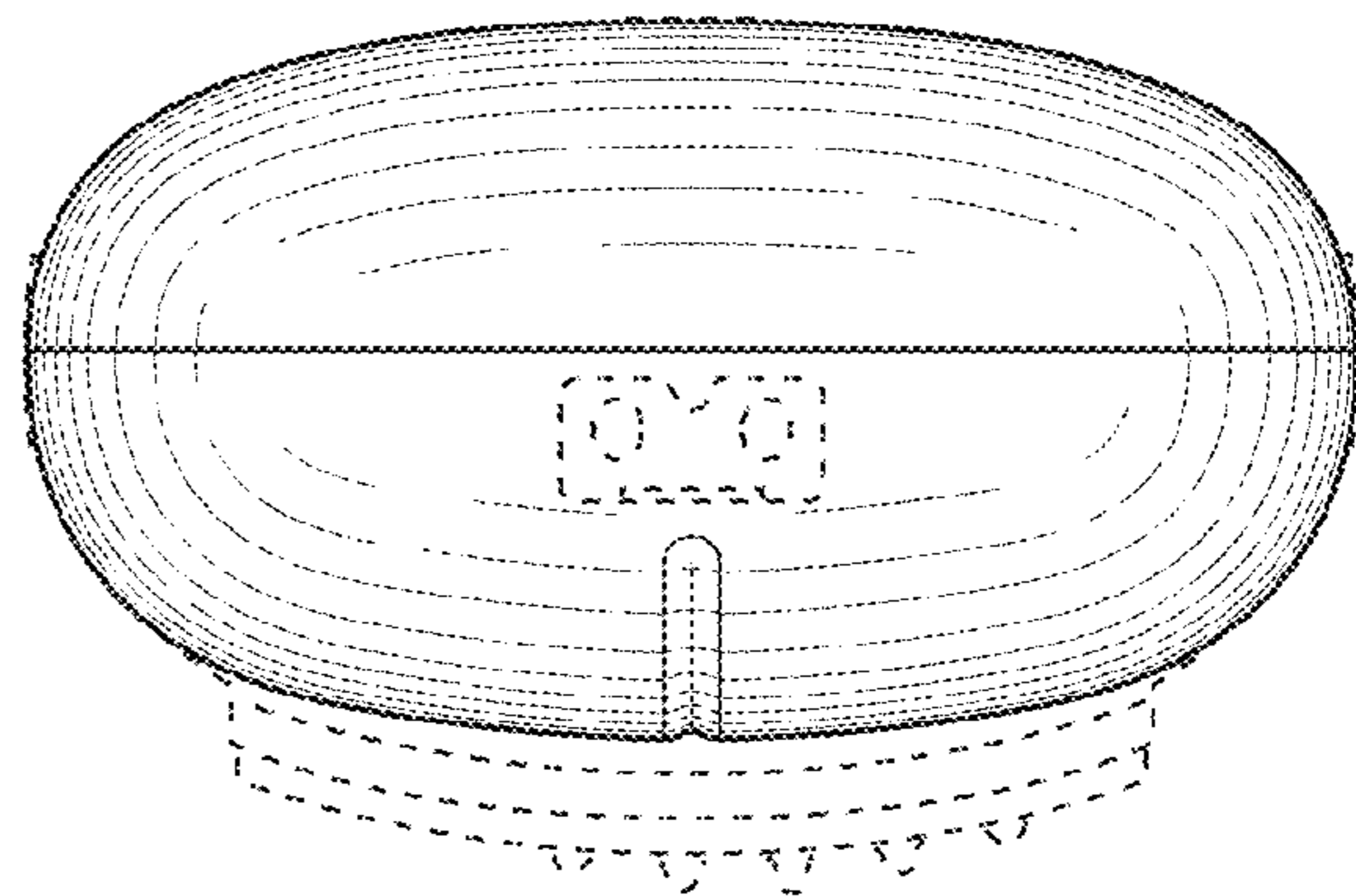


FIG. 7