



US00D968012S

(12) **United States Design Patent** (10) **Patent No.:** **US D968,012 S**
Xie (45) **Date of Patent:** **** Oct. 25, 2022**

(54) **LAMP**

(71) Applicant: **Xiuying Xie**, Leshan (CN)

(72) Inventor: **Xiuying Xie**, Leshan (CN)

(**) Term: **15 Years**

(21) Appl. No.: **29/830,274**

(22) Filed: **Mar. 11, 2022**

(30) **Foreign Application Priority Data**

Feb. 25, 2022 (CN) 202230094311.4

(51) **LOC (13) Cl.** **26-05**

(52) **U.S. Cl.**
USPC **D26/101; D26/93**

(58) **Field of Classification Search**
USPC D26/14, 73, 93, 94, 97, 98, 99, 101, 104,
D26/110; D11/117, 118, 121
CPC F21S 6/00; F21S 6/002; F21S 6/003; F21S
6/005; F21S 6/008; F21S 9/00; F21S
8/00; F21S 8/032; F21S 8/035; F21S
4/10; F21W 2131/00; F21W 2131/10;
F21W 2131/30; A47G 33/04; A47G
33/06; A41G 1/00; A41G 1/007
See application file for complete search history.

(56) **References Cited**

U.S. PATENT DOCUMENTS

D265,135 S *	6/1982	Bessone	D26/93
D266,878 S *	11/1982	Bessone	D26/93
D368,544 S *	4/1996	Perrillo	D6/673
D371,620 S *	7/1996	Cool	D26/68
D377,229 S *	1/1997	Shalvi	D26/68
D485,004 S *	1/2004	Olson	D26/104
D532,145 S *	11/2006	Goetz-Schaefer	D26/106
D589,205 S *	3/2009	Sabernig	D26/104

D594,588 S *	6/2009	Fanning	D26/93
D595,007 S *	6/2009	Sabernig	D26/93
D626,280 S *	10/2010	Feigenbaum	D26/104
D641,906 S *	7/2011	Lee	D26/63
D662,640 S *	6/2012	Ng	D26/65
D674,533 S *	1/2013	Nalitchaev	D26/104
D729,971 S *	5/2015	Salojarvi	D26/104
D751,749 S *	3/2016	Lovegrove	D26/93
D753,332 S *	4/2016	De Bevilacqua	D26/106
D782,726 S *	3/2017	Thompson	D26/93
D830,617 S	10/2018	Hateley		
D858,835 S *	9/2019	Xiao	D26/93
D865,269 S	10/2019	Hateley		
D877,963 S *	3/2020	Cinier	D26/106
D893,794 S *	8/2020	Kelley	D26/110
D900,375 S	10/2020	Lian		
D905,892 S *	12/2020	Anastassiades	D26/75
11,035,533 B1 *	6/2021	Rojas	F21S 6/002
D950,137 S *	4/2022	Chen	D26/93
D953,607 S *	5/2022	Chen	D26/93

* cited by examiner

Primary Examiner — Wan Laymon
Assistant Examiner — Clint A Samuel
(74) *Attorney, Agent, or Firm* — Zhihua Han


(57) **CLAIM**

The ornamental design for a lamp, as shown and described.

DESCRIPTION

FIG. 1 is a first perspective view of a lamp showing my new design;
FIG. 2 is a second perspective view thereof;
FIG. 3 is a front view thereof;
FIG. 4 is a back view thereof;
FIG. 5 is a left side view thereof;
FIG. 6 is a right side view thereof;
FIG. 7 is a top view thereof; and,
FIG. 8 is a bottom view thereof.

1 Claim, 8 Drawing Sheets






FIG. 1

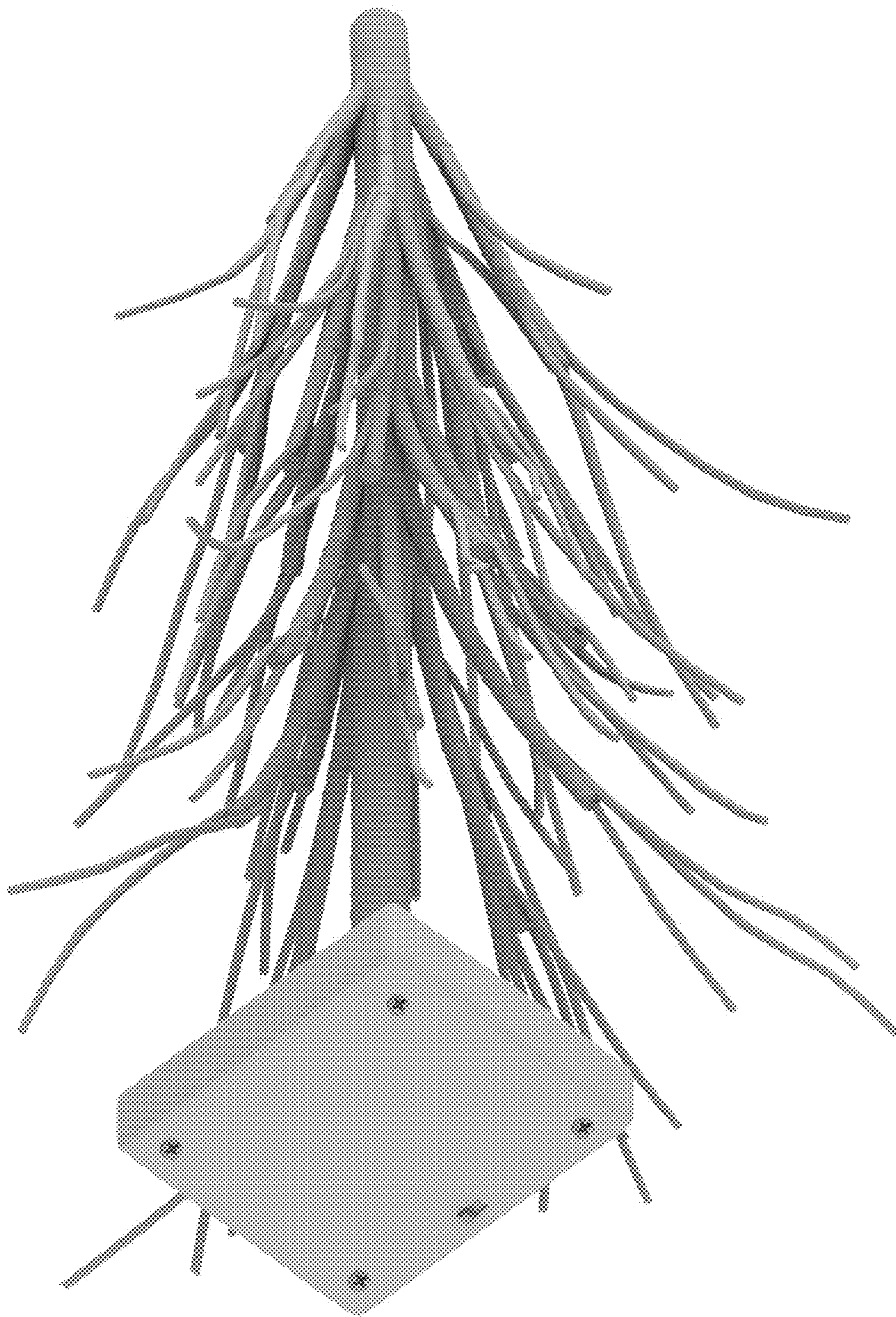


FIG. 2




FIG. 3

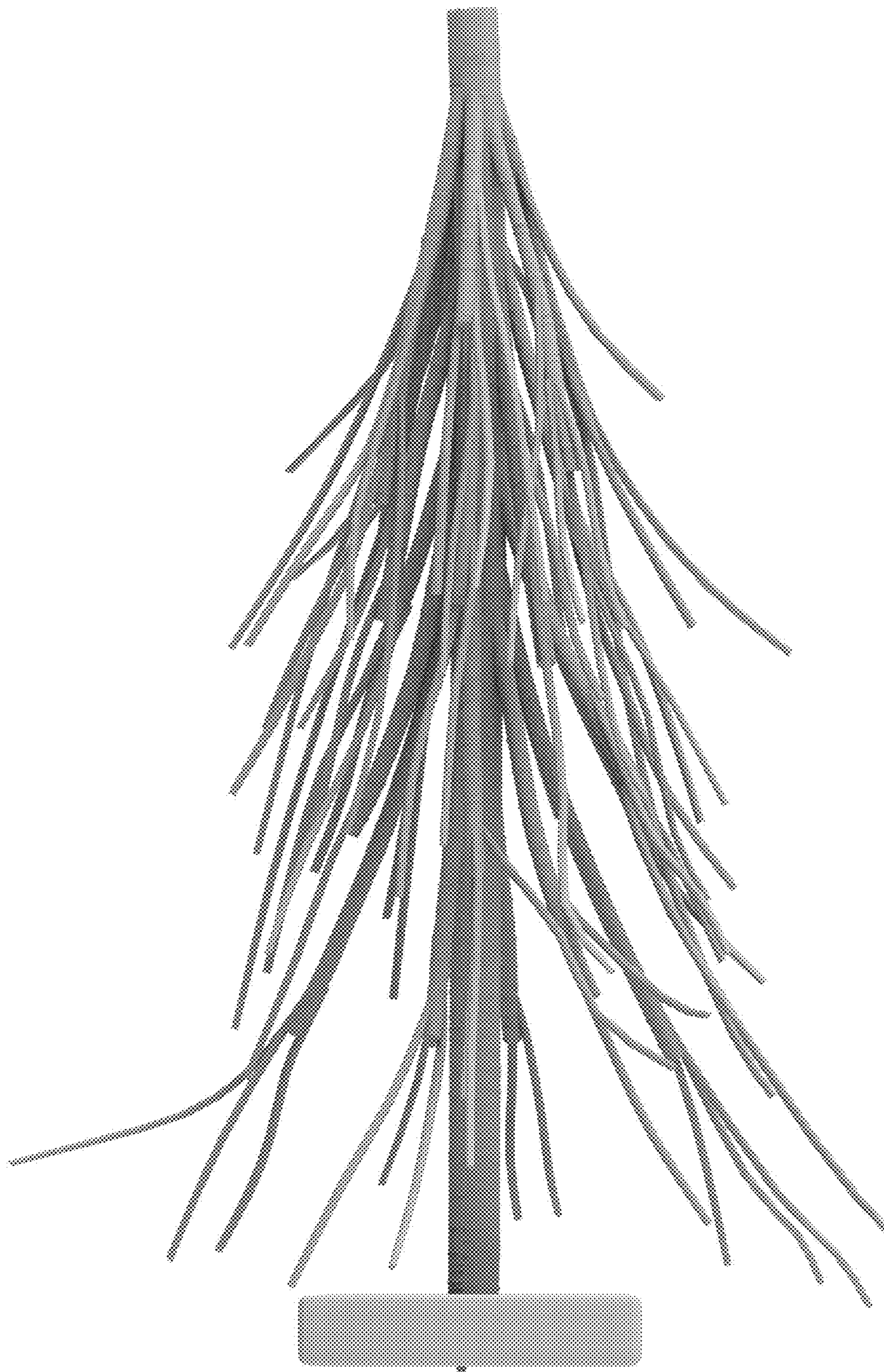


FIG. 4

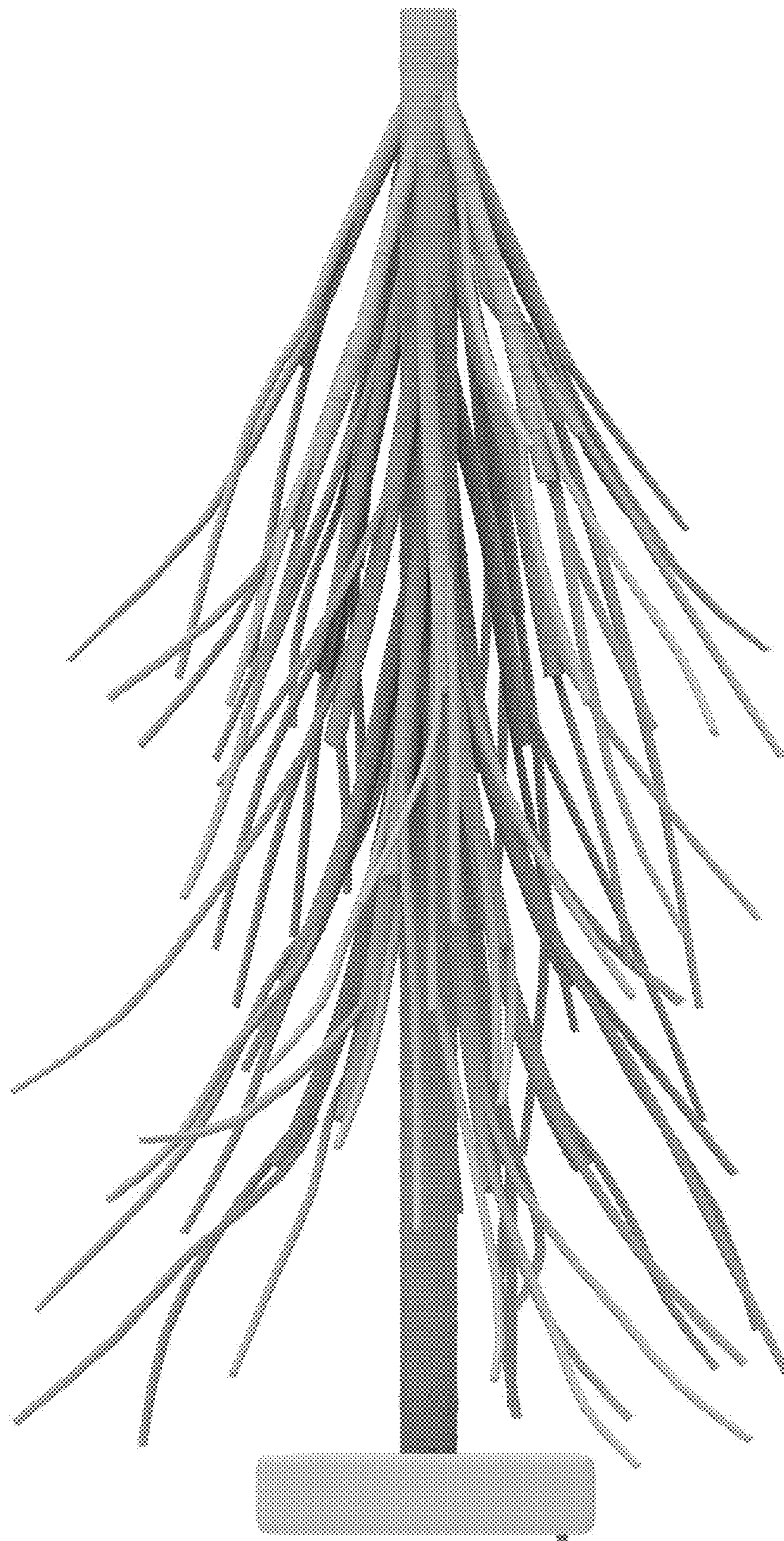


FIG. 5

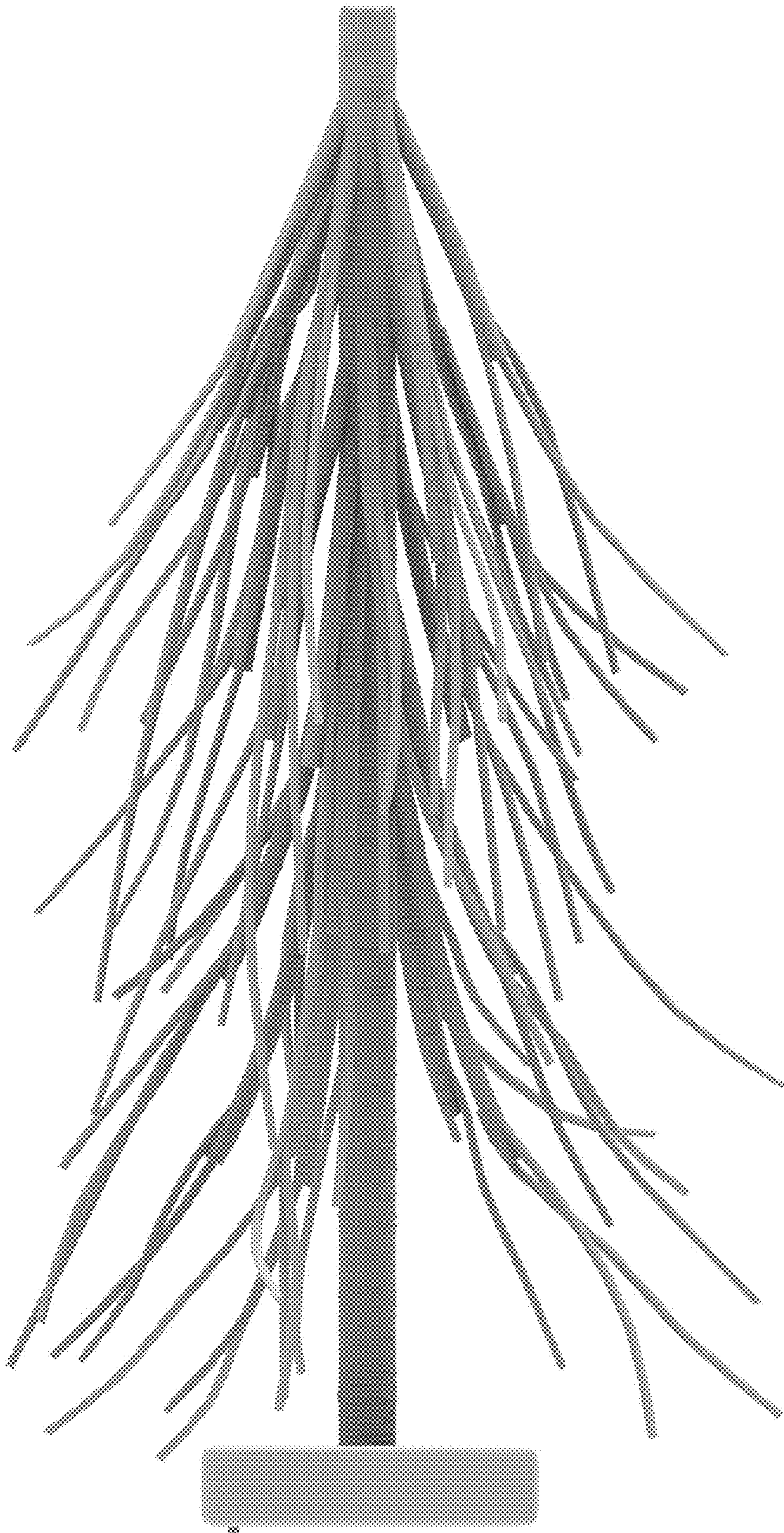


FIG. 6

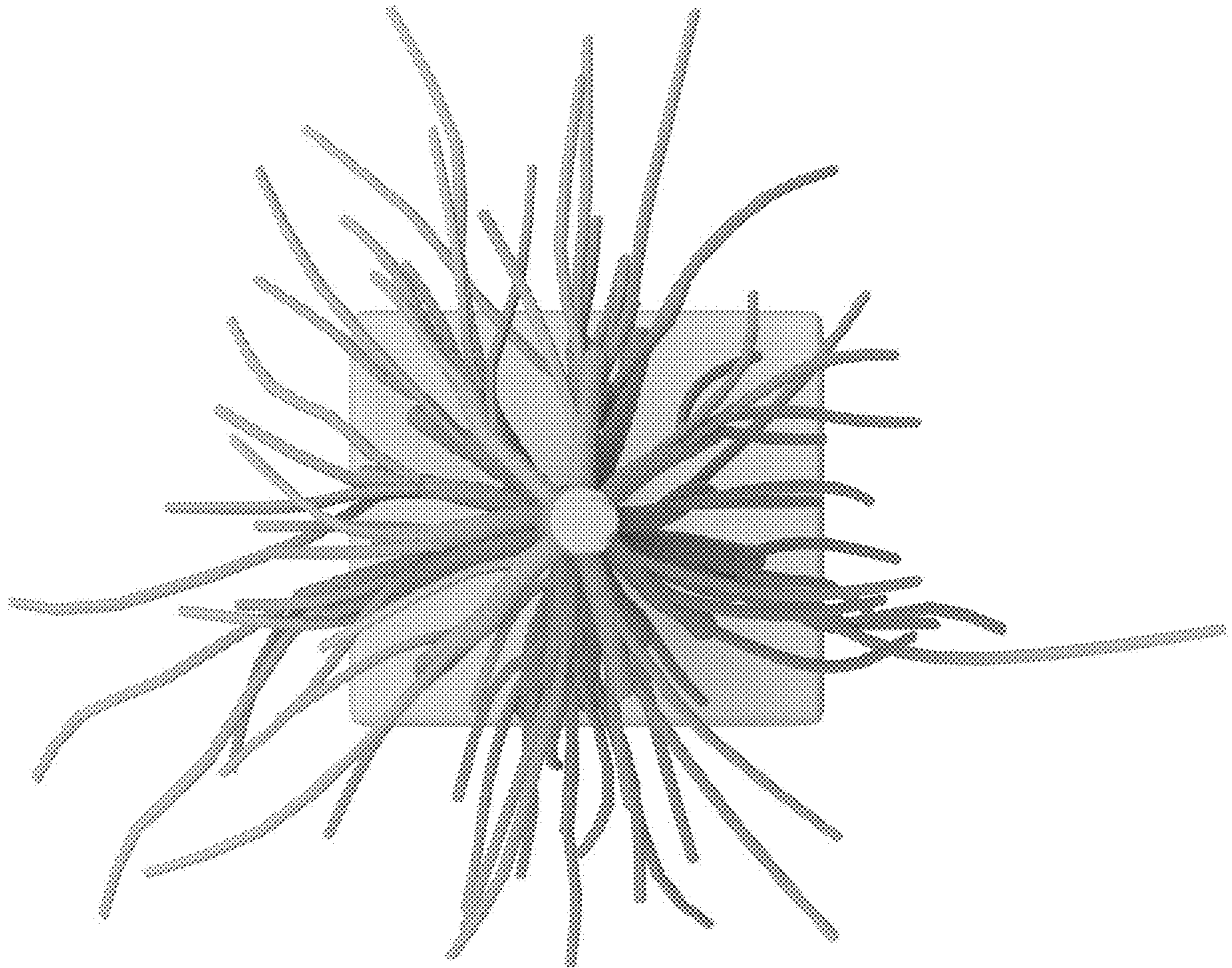


FIG. 7

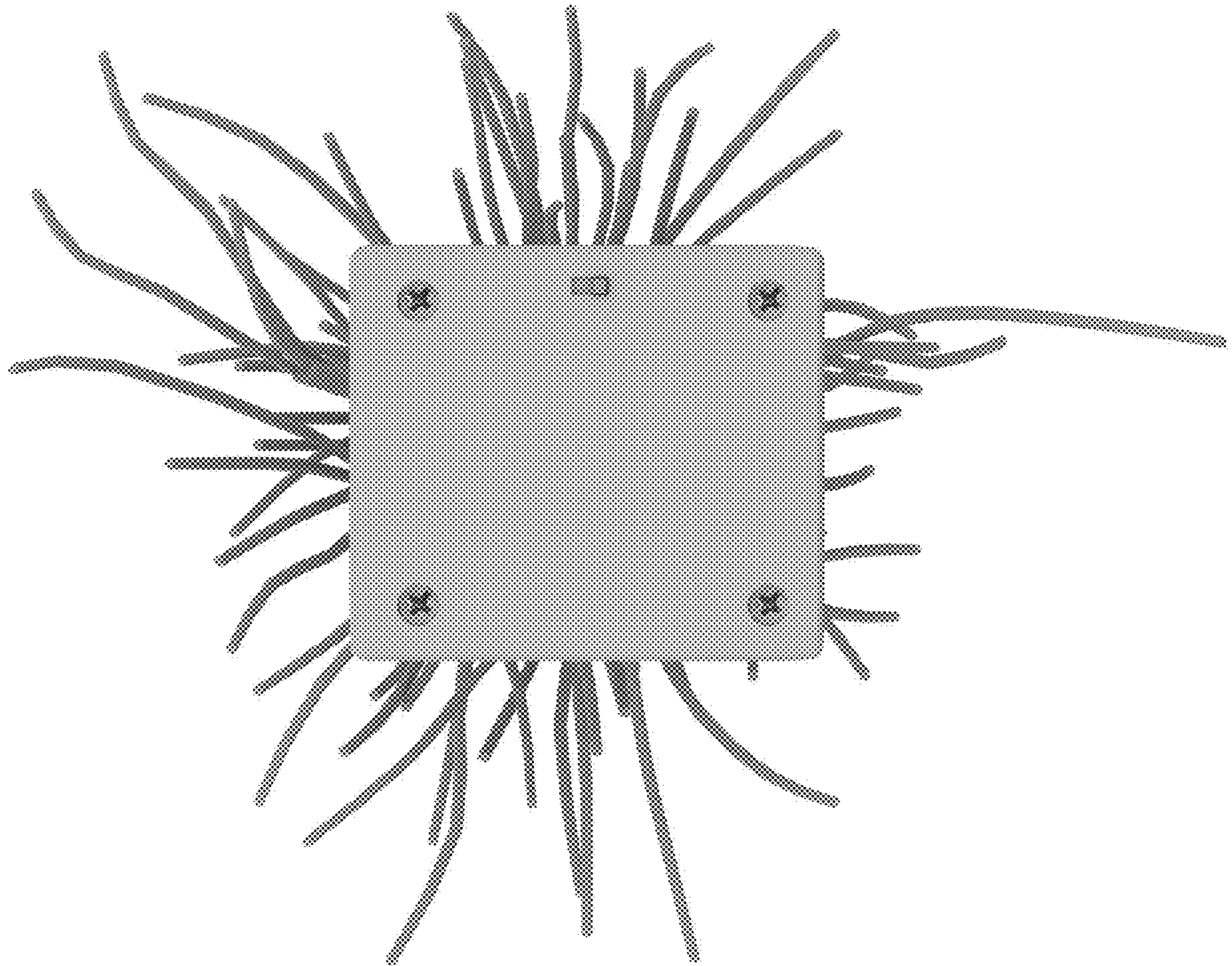


FIG. 8