



US00D968011S

(12) **United States Design Patent**
Liu

(10) **Patent No.:** **US D968,011 S**

(45) **Date of Patent:** **** Oct. 25, 2022**

(54) **STAR-SHAPED LIGHT**

(71) Applicant: **Xiaoping Liu, Yueyang (CN)**

(72) Inventor: **Xiaoping Liu, Yueyang (CN)**

(**) Term: **15 Years**

(21) Appl. No.: **29/804,931**

(22) Filed: **Aug. 24, 2021**

(51) **LOC (13) Cl.** **26-05**

(52) **U.S. Cl.**

USPC **D26/94; D11/124; D11/125**

(58) **Field of Classification Search**

USPC D11/124, 125; D26/25, 26, 32, 40, 47,
D26/57, 67, 70, 73, 94, 96-99, 118,
D26/125-126

CPC F21S 4/00; F21S 4/10; F21S 4/20; F21V
3/02

See application file for complete search history.

(56) **References Cited**

U.S. PATENT DOCUMENTS

2,671,286	A *	3/1954	Hansen	A47G 33/08
					D11/124
6,343,870	B1 *	2/2002	Chang	F21S 4/10
					439/619
D565,209	S *	3/2008	Van Dyn Hoven	F21S 4/10
					D26/25
D660,998	S	5/2012	Rehahn		
D784,185	S *	4/2017	York	D11/124
D873,460	S *	1/2020	Chen	D26/94
D903,525	S *	12/2020	York	D11/124
D909,660	S *	2/2021	Ji	D26/94
D937,469	S *	11/2021	Chen	D26/94
D954,335	S *	6/2022	Zhong	D26/94

OTHER PUBLICATIONS

Peiduo Christmas Clearance 11" Hollow Gold Star Christmas Tree Topper, first available Aug. 30, 2019, retrieved Jul. 15, 2022 from URL: https://www.amazon.com/Padoo-Christmas-Topper-Rotating-Decoration/dp/B07X4GG7RV?ref_=ast_sto_dp&th=1&psc=1 (Year: 2019).*

IPOW LED Snowflake Projector Star Christmas Tree Topper, reviewed with images on Dec. 9, 2020, retrieved Jul. 15, 2022 from URL: https://www.amazon.com/IPOW-Snowflake-Projector-Christmas-Decoration/dp/B08FSV6TJH?ref_=ast_sto_dp (Year: 2020).*

* cited by examiner

Primary Examiner — Richard Kearney

Assistant Examiner — Christina M. Dodson

(57) **CLAIM**

The ornamental design for a star-shaped light, as shown and described.

DESCRIPTION

FIG. 1 is a front and top perspective view of a star-shaped light, showing my new design;

FIG. 2 is a rear and bottom perspective view thereof;

FIG. 3 is a front elevation view thereof;

FIG. 4 is a rear elevation view thereof;

FIG. 5 is a left side elevation view thereof;


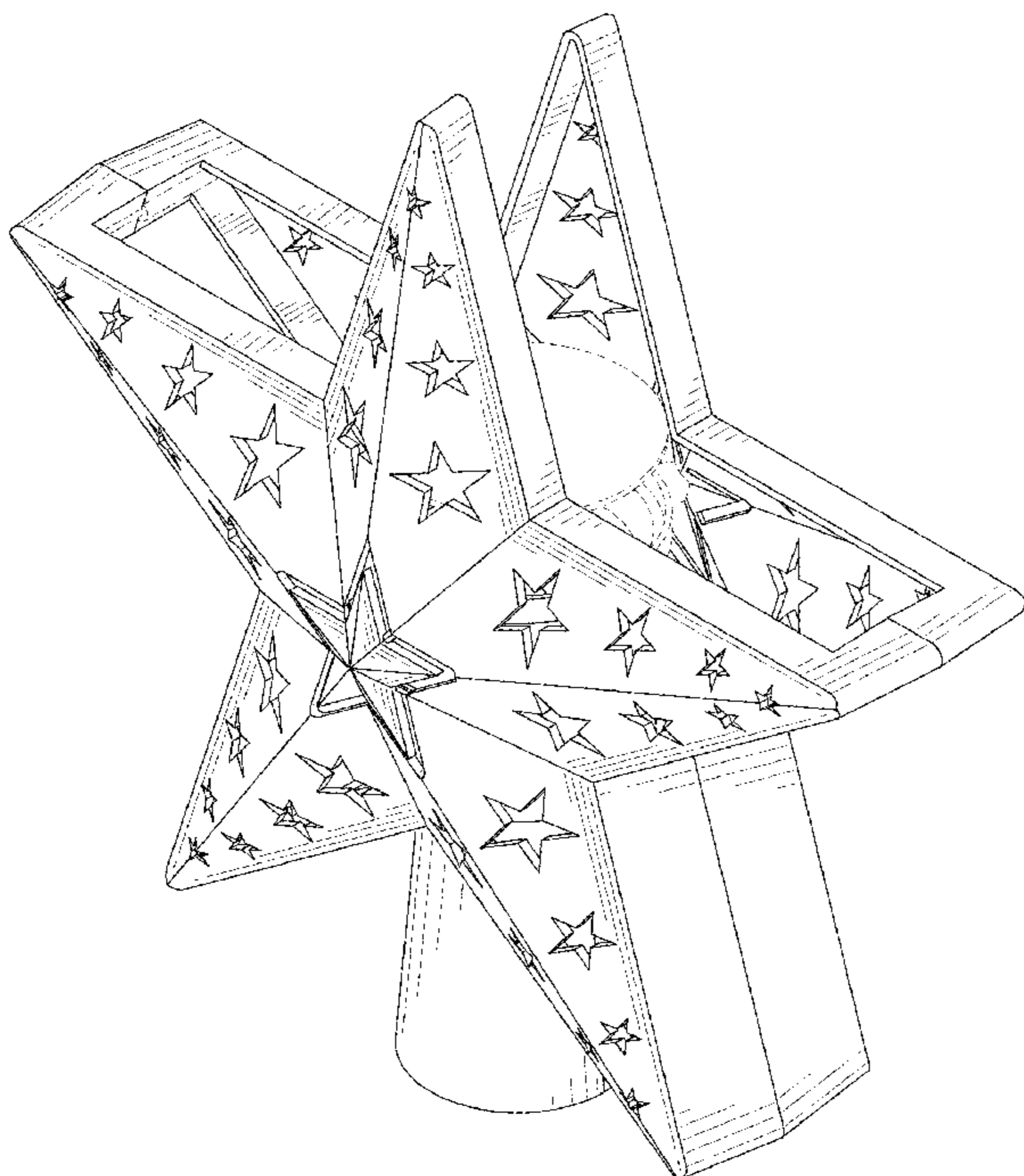
FIG. 6 is a right side elevation view thereof;

FIG. 7 is a top plan view thereof; and,

FIG. 8 is a bottom plan view thereof.

The broken lines in the figures illustrate portions of the star-shaped light that form no part of the claimed design.

1 Claim, 8 Drawing Sheets



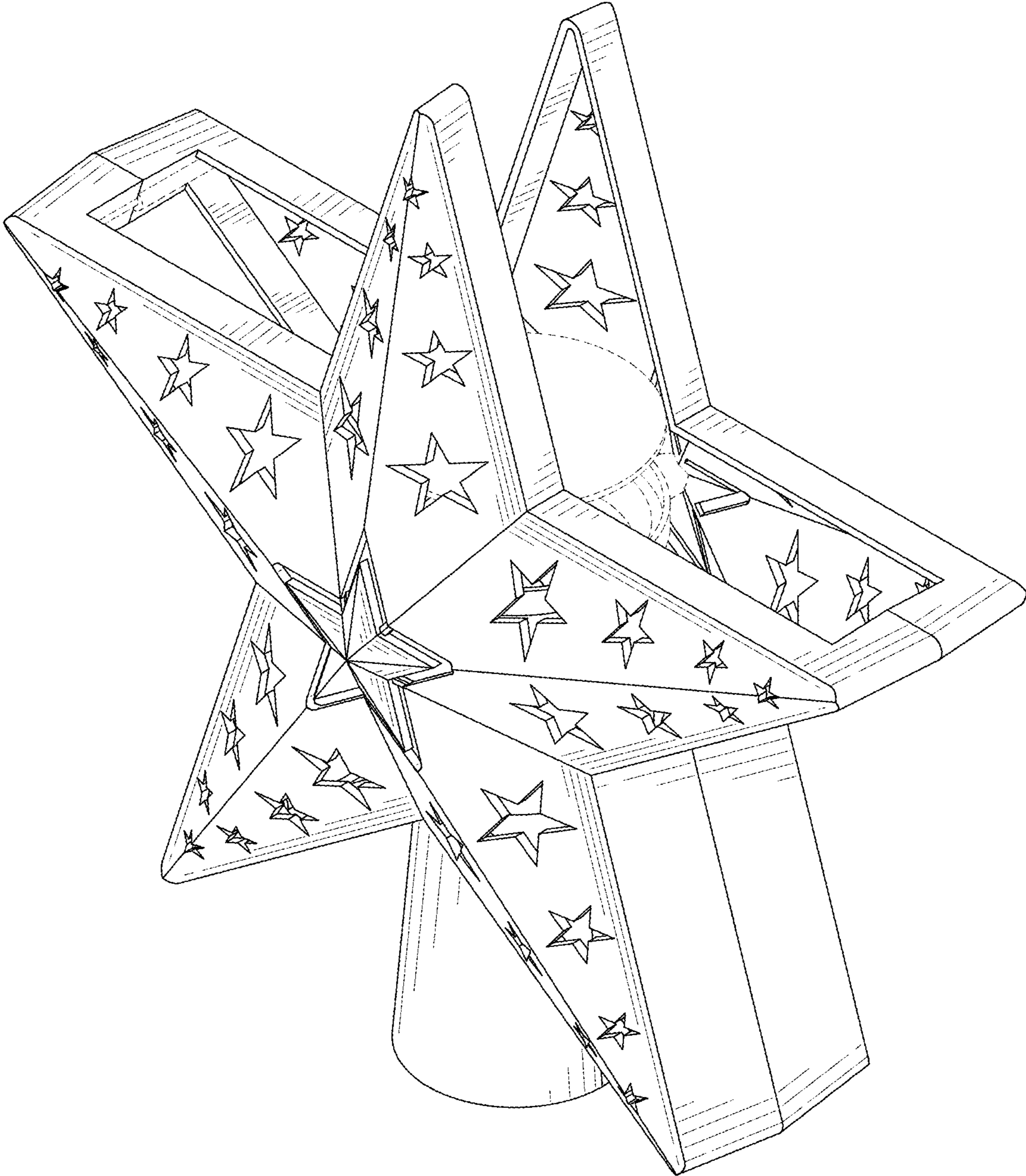


FIG. 1

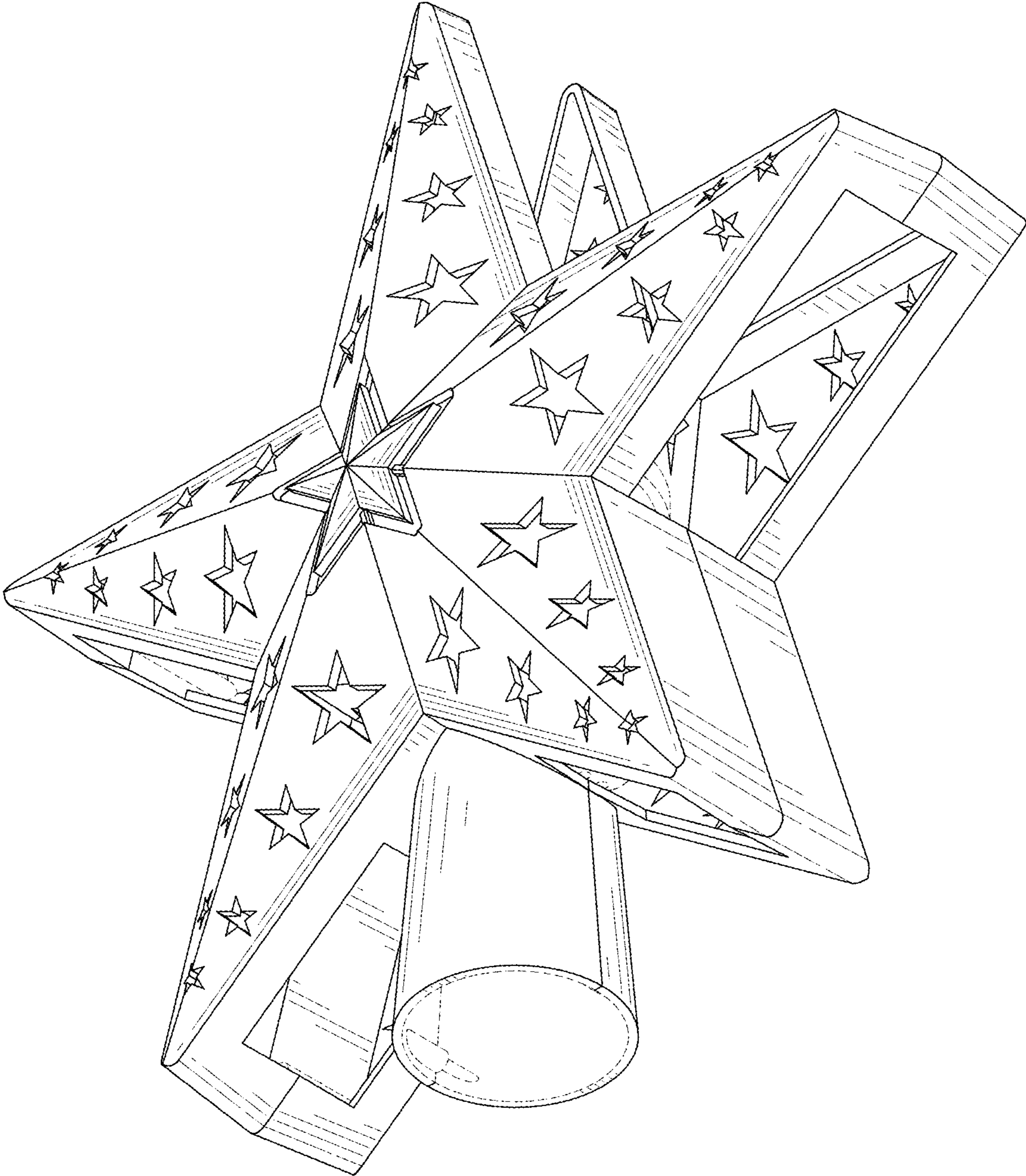


FIG. 2




FIG. 3




FIG. 4

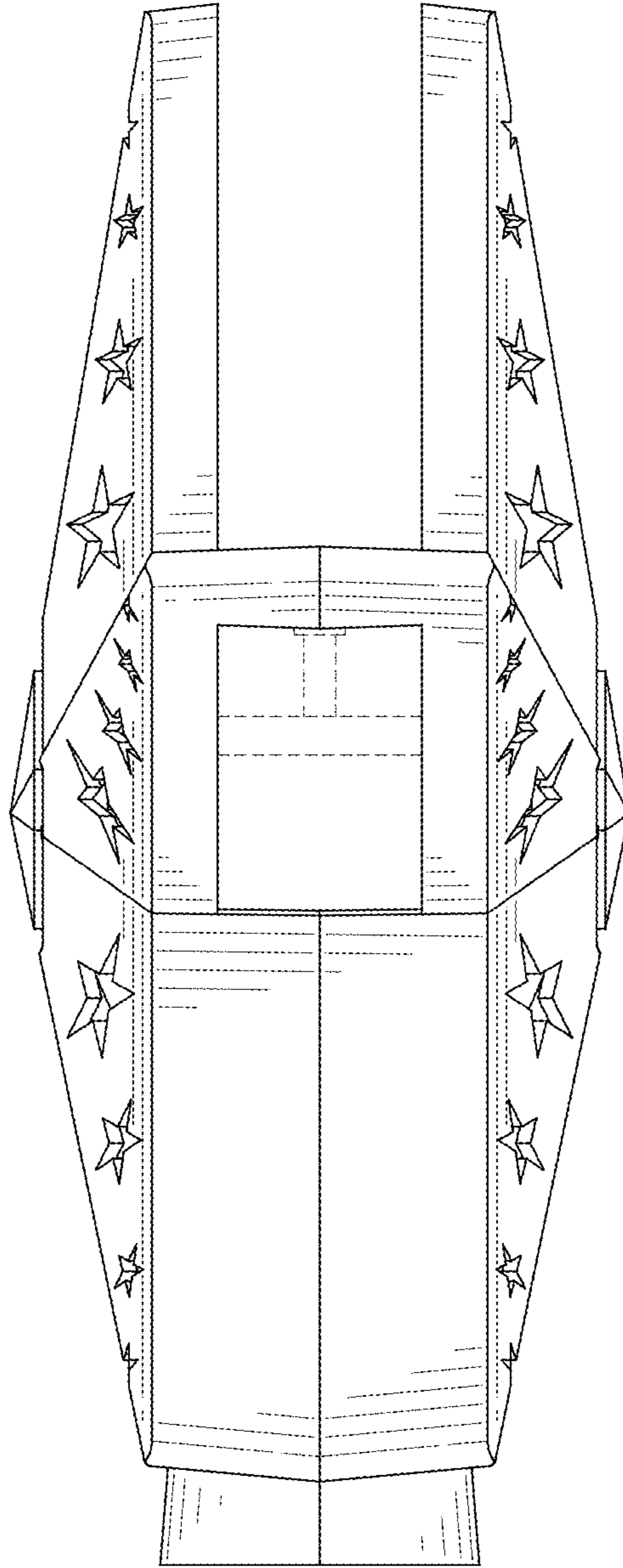


FIG. 5

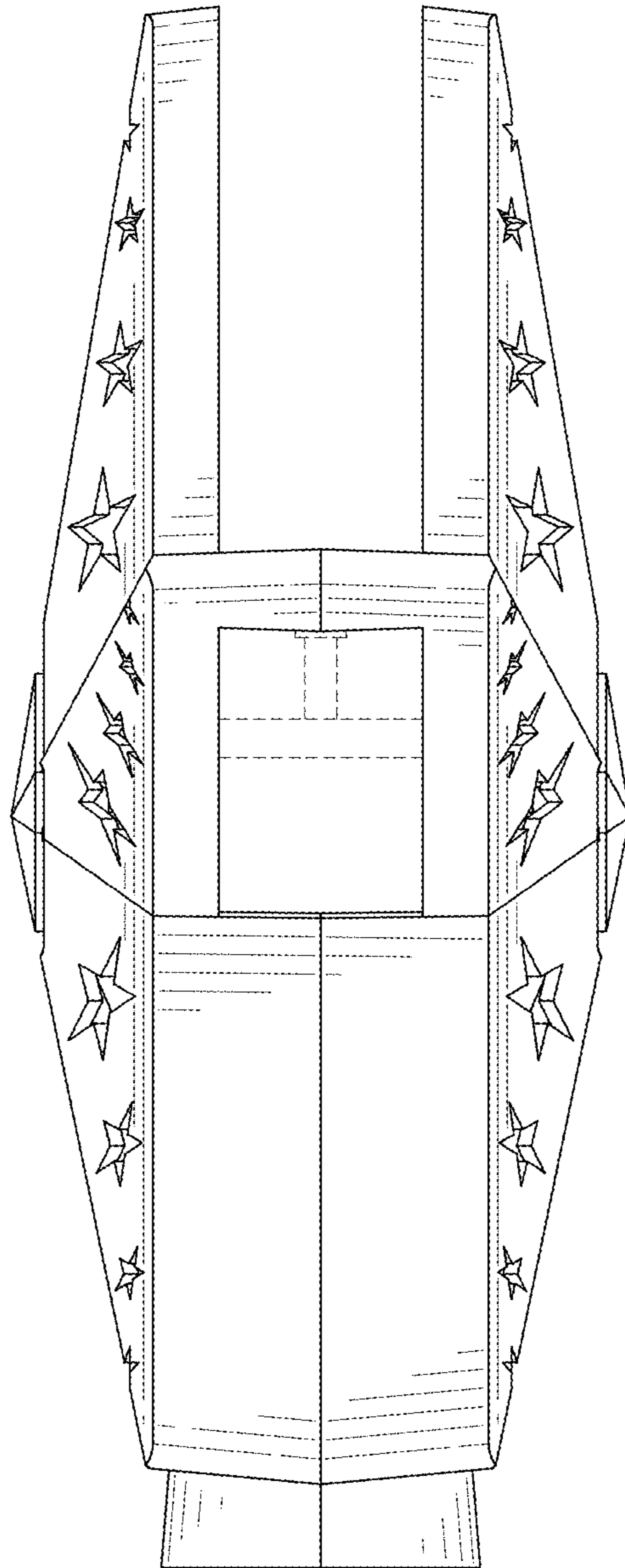


FIG. 6

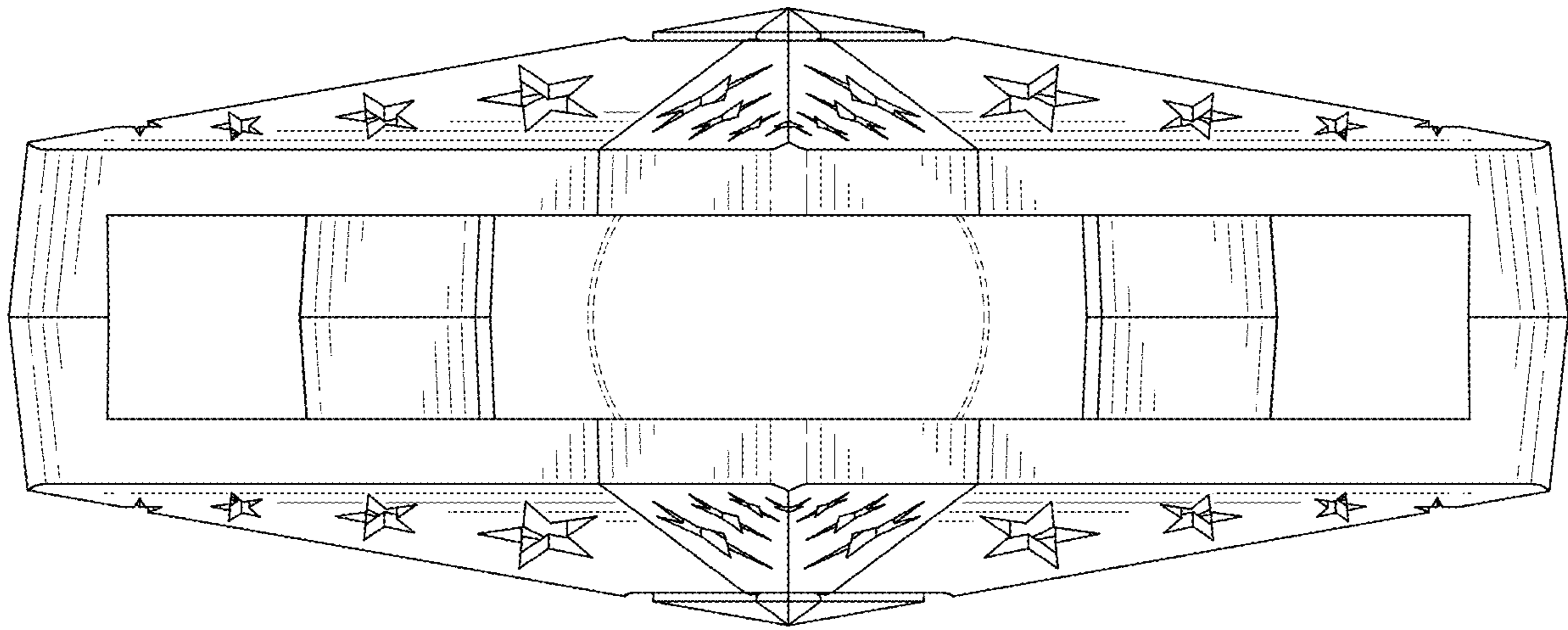


FIG. 7

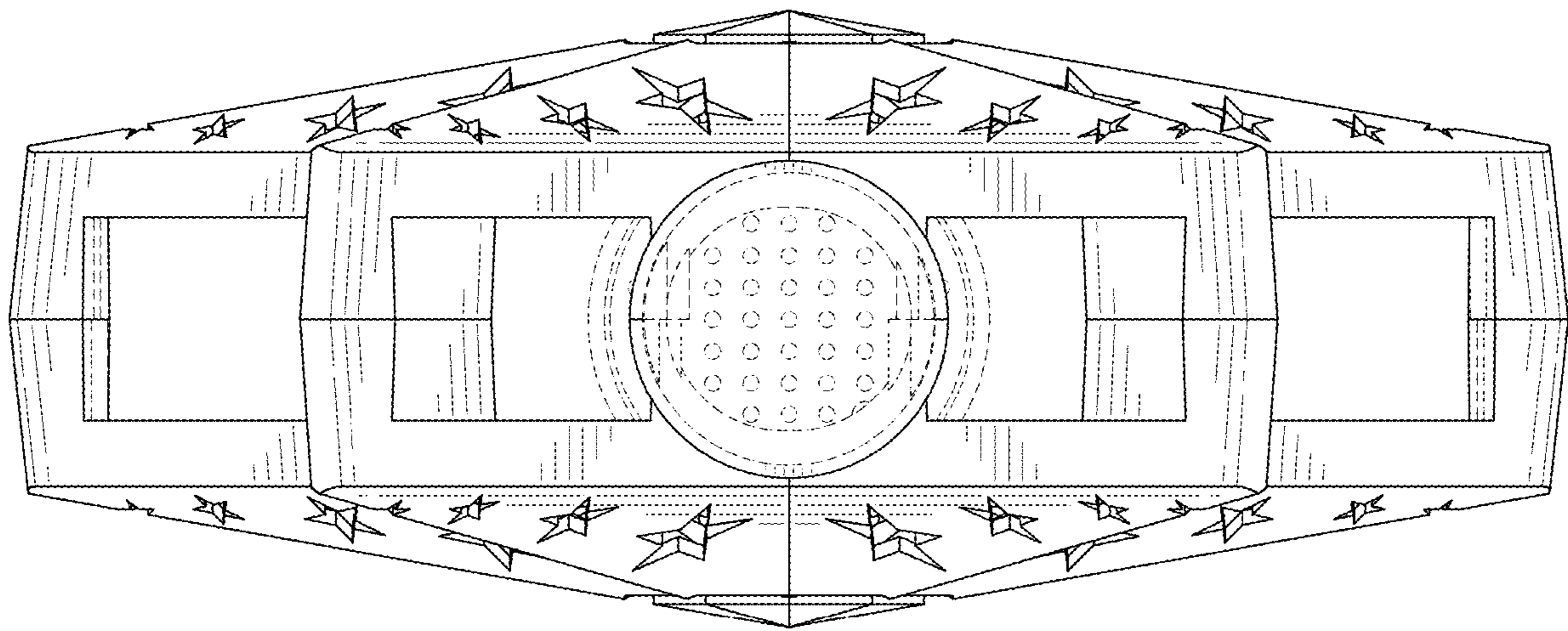


FIG. 8