

US00D967986S

(12) **United States Design Patent** (10) **Patent No.:** **US D967,986 S**
Brennan (45) **Date of Patent:** **** Oct. 25, 2022**

(54) **SUPPORT COLUMN**
(71) Applicant: **Property Trading Group Pty Limited,**
Liverpool (AU)
(72) Inventor: **James Paul Brennan,** Sydney (AU)
(73) Assignee: **PROPERTY TRADING GROUP**
PTY LIMITED, Liverpool (AU)
(**) Term: **15 Years**
(21) Appl. No.: **29/653,694**
(22) Filed: **Jun. 18, 2018**

5,938,367 A * 8/1999 Olson F16B 21/09
403/254
D420,149 S * 2/2000 Hersh D25/119
D431,659 S * 10/2000 Bouchard D25/126
6,595,379 B1 * 7/2003 Powell A47B 57/50
211/192
6,644,609 B1 * 11/2003 Scott A47B 57/42
248/243
D517,703 S * 3/2006 Zarb D25/136
D518,579 S * 4/2006 Zarb D25/136
D521,657 S * 5/2006 Zarb D25/136
D528,669 S * 9/2006 Zarb D25/136
D529,298 S * 10/2006 Houssian D6/300
D529,633 S * 10/2006 Zarb D25/136
D552,251 S * 10/2007 McGinness D25/135
D608,471 S * 1/2010 Brown D25/126
D621,964 S * 8/2010 Zadeh E04B 2/767
D25/125
D649,266 S * 11/2011 Knight D25/126
D656,603 S * 3/2012 Egan D23/393
8,631,551 B1 * 1/2014 Payne E04H 17/1417
29/428
D703,306 S * 4/2014 Little D23/393
8,720,141 B2 * 5/2014 Shembekar E04F 13/0875
52/309.8

Related U.S. Application Data

(63) Continuation-in-part of application No. 29/555,873,
filed on Feb. 25, 2016, now abandoned.
(51) **LOC (13) Cl.** **25-01**
(52) **U.S. Cl.**
USPC **D25/126**
(58) **Field of Classification Search**
USPC D25/1-25, 125-136, 60, 61, 119, 121,
D25/124, 138, 164; 52/846, 582.1, 762;
256/19, 22, 65.01
CPC E04C 2003/0482; E04C 2003/0434; E04H
17/1413; E04H 17/063; E04H 17/16;
E04H 17/20; E04H 2017/1452; E04H
17/1421; E04B 2/7881
See application file for complete search history.

References Cited

(56) **U.S. PATENT DOCUMENTS**
4,285,436 A * 8/1981 Konstant A47B 57/482
211/192
D264,382 S * 5/1982 Ankarswed D25/131
5,515,659 A * 5/1996 MacDonald E04C 2/384
52/247

(Continued)

Primary Examiner — Samantha Q Lawrence
(74) *Attorney, Agent, or Firm* — James Pingor


(57) **CLAIM**

The ornamental design of a support column, as shown and described.

DESCRIPTION

FIG. 1 is a cross-section view of a support column;
FIG. 2 is top view of the design;
FIG. 3 is left side view of the design;
FIG. 4 is a right side view of the design;
FIG. 5 is a front view of the design;
FIG. 6 is a back view of the design; and,
FIG. 7 is a perspective view of the design.

1 Claim, 7 Drawing Sheets



(56)

References Cited

U.S. PATENT DOCUMENTS

D734,499 S * 7/2015 Batres D25/55
D754,886 S * 4/2016 Koenig, Jr. D25/164
D767,169 S * 9/2016 Hatch D25/136
9,909,337 B1 * 3/2018 Moreno E04H 17/20
D880,009 S * 3/2020 Loughren D25/126
D895,155 S * 9/2020 Johnson D25/119
D904,645 S * 12/2020 Reed D25/164
D907,254 S * 1/2021 Barnds D25/138
D907,255 S * 1/2021 Barnds D25/138
D907,256 S * 1/2021 Barnds D25/138
D912,278 S * 3/2021 Raine D25/68
D915,284 S * 4/2021 Steininger D13/128
D916,326 S * 4/2021 Sharp D25/119
D916,327 S * 4/2021 Sharp D25/121
2005/0127259 A1 * 6/2005 Riker A47G 29/1216
248/219.2
2008/0296547 A1 * 12/2008 Renteria E04H 17/1413
256/19
2020/0378149 A1 * 12/2020 Cogburn E04H 17/20

* cited by examiner




FIG. 1

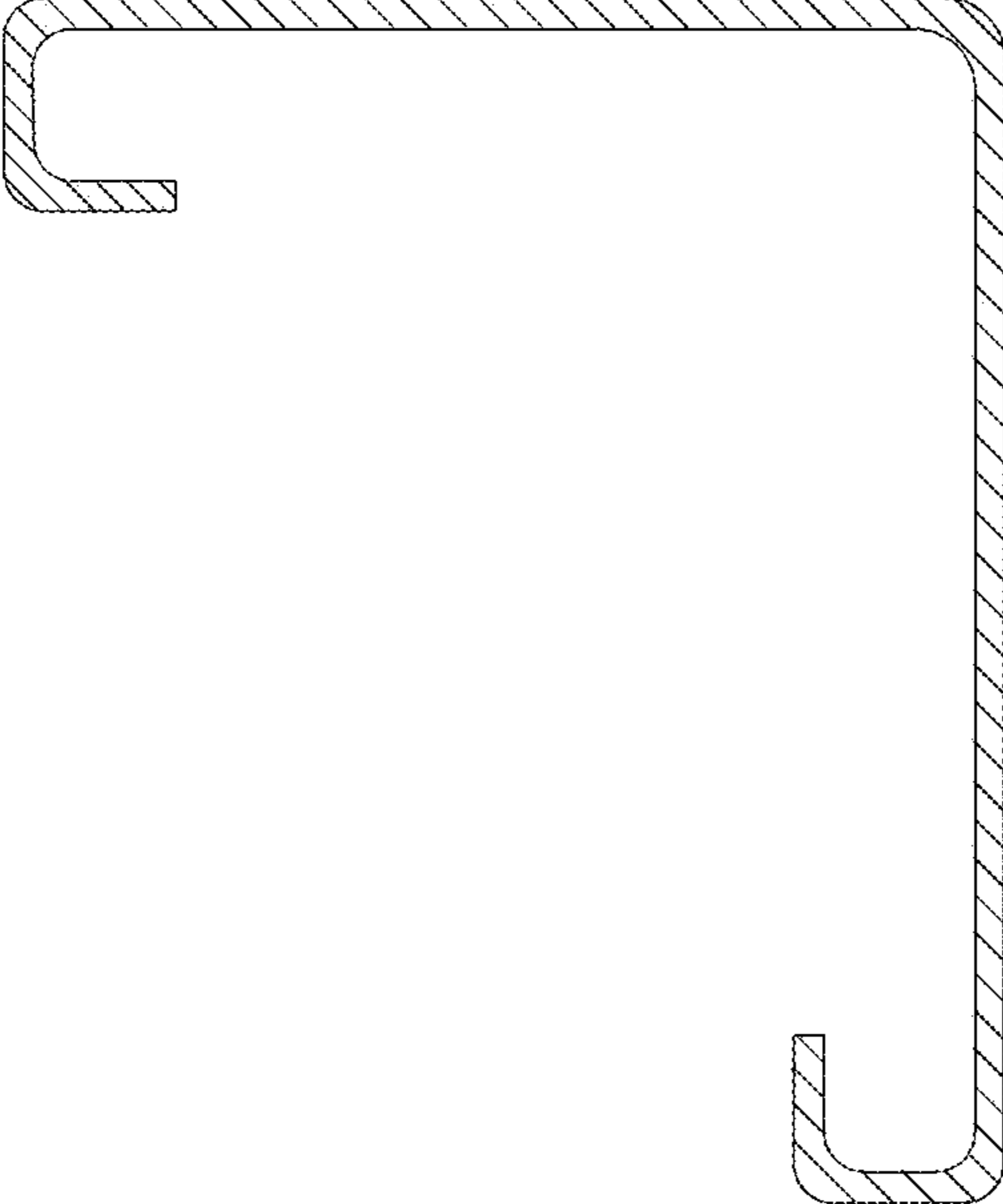


FIG. 2




FIG. 3




FIG. 4




FIG. 5




FIG. 6

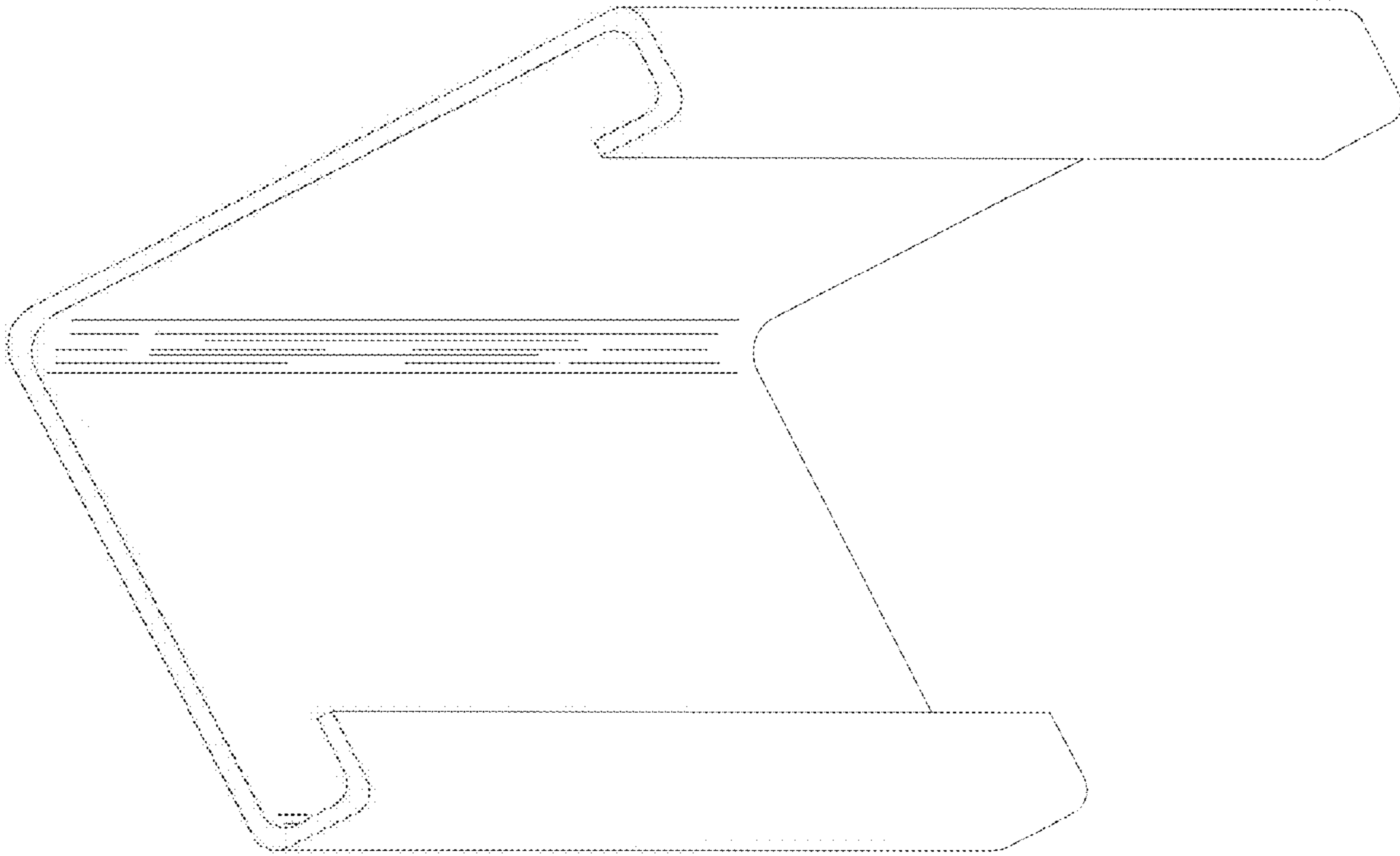


FIG. 7