



US00D967978S

(12) **United States Design Patent** (10) **Patent No.:** **US D967,978 S**
Liu (45) **Date of Patent:** **** Oct. 25, 2022**

(54) **MESSAGE TOOL**
(71) Applicant: **Pan Liu**, Shaoyang (CN)
(72) Inventor: **Pan Liu**, Shaoyang (CN)
(**) Term: **15 Years**

D865,202 S * 10/2019 Gaquiere D24/211
D865,293 S * 10/2019 Adams D28/59
D890,941 S * 7/2020 Gaquiere D24/211
D939,098 S * 12/2021 Lombardo D24/211
D949,360 S * 4/2022 Lombardo D24/211
D952,886 S * 5/2022 Liao D24/215

(Continued)

(21) Appl. No.: **29/824,907**
(22) Filed: **Jan. 27, 2022**
(51) **LOC (13) Cl.** **28-03**
(52) **U.S. Cl.**
USPC **D24/215**
(58) **Field of Classification Search**
USPC D24/133, 188, 200, 211, 212, 213, 214,
D24/215; D4/122; D30/160
CPC A61H 2015/0014; A61H 15/0092; A61H
2205/022; A61H 23/0263; A61H
2015/0007; A61H 2015/0064
See application file for complete search history.

OTHER PUBLICATIONS

Amazon, "SOICY Ice Roller", Jul. 25, 2022. https://www.amazon.com/SOICY-Massager-Rollers-Massage-Release/dp/B09XMKYN5Q/ref=psdc_13861652011_t2_B09YR94DRH. Shown on pp. 1, 2 and 3. (Year: 2022).*

(Continued)

Primary Examiner — Michael A Maharajh
(74) *Attorney, Agent, or Firm* — Jeenam Park

(57) **CLAIM**

The ornamental design for a massage tool, as shown and described.

(56) **References Cited**

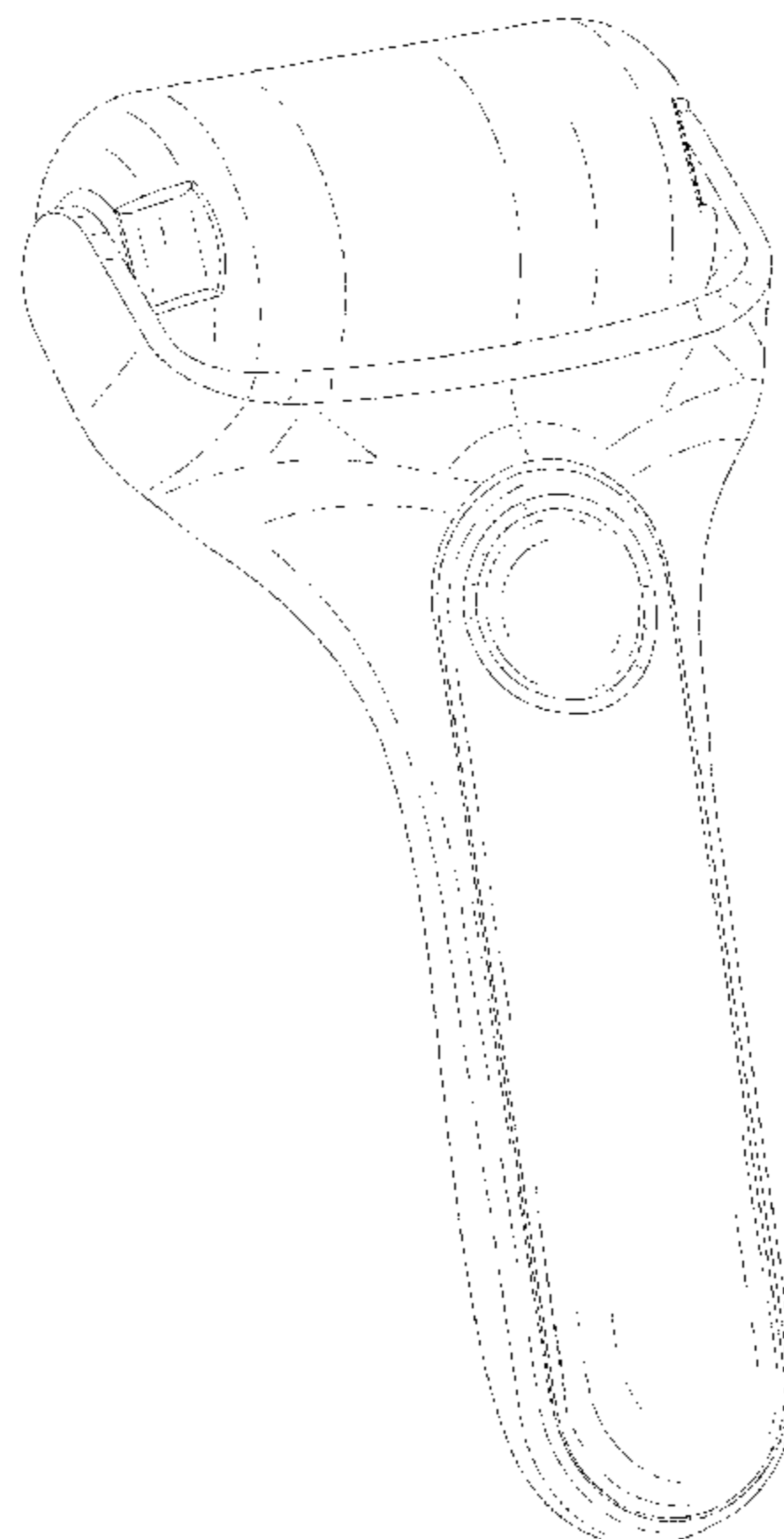
U.S. PATENT DOCUMENTS

D114,731 S * 5/1939 Tresenberg D24/211
D414,875 S * 10/1999 Sirois D24/214
D672,047 S 12/2012 Hsu
D676,200 S * 2/2013 Yiu D24/146
D676,975 S * 2/2013 Bickford D24/211
D677,392 S * 3/2013 Bickford D24/211
D687,956 S * 8/2013 Williams, III D24/211
D706,981 S * 6/2014 Clough D28/44.1
D708,755 S 7/2014 Kim
D765,914 S * 9/2016 Khubani D28/59
D781,498 S * 3/2017 Pel D28/59
D781,499 S * 3/2017 Pel D28/59
D820,522 S * 6/2018 Colin D28/59
D824,596 S * 7/2018 Gobber A45D 29/00
D28/59
D841,176 S * 2/2019 Gaquiere D24/211
D849,259 S * 5/2019 Gaquiere D24/211
D850,724 S * 6/2019 Luo D28/59
D865,201 S * 10/2019 Gaquiere D24/211

DESCRIPTION

FIG. 1 is a perspective view of a massage tool, showing my new design;
FIG. 2 is a perspective view of the massage tool shown separately to show aspects of the design that are not visible when combined;
FIG. 3 is another perspective view thereof;
FIG. 4 is a front view thereof;
FIG. 5 is a rear view thereof;
FIG. 6 is a left side view thereof;
FIG. 7 is a right side view thereof;
FIG. 8 is a top plan view thereof; and,
FIG. 9 is a bottom plan view thereof.
The broken lines shown in the drawings are for the purpose of illustrating portions of the massage tool which form no part of the claimed design.

1 Claim, 9 Drawing Sheets



(56)

References Cited

U.S. PATENT DOCUMENTS

2011/0125067 A1* 5/2011 Filho A61H 15/0092
601/19
2015/0374409 A1* 12/2015 Chopdat A61B 17/54
606/131

OTHER PUBLICATIONS

Amazon, "Soicy Ice Roller sold by Angel Kiss", Apr. 20, 2022. https://www.amazon.com/Angel-Kiss-Ice-Roller-Face/dp/B09PDFBG8G/ref=cm_cr_arp_d_product_top?ie=UTF8. Shown on p. 1 and 2. (Year: 2022).*

Amazon, "Hello Face SOICY Ice Roller" Mar. 25, 2022. <https://www.aliexpress.com/item/3256803435189157.html?gatewayAdapt=4itemAdapt>. Shown on p. 1. (Year: 2022).*

* cited by examiner

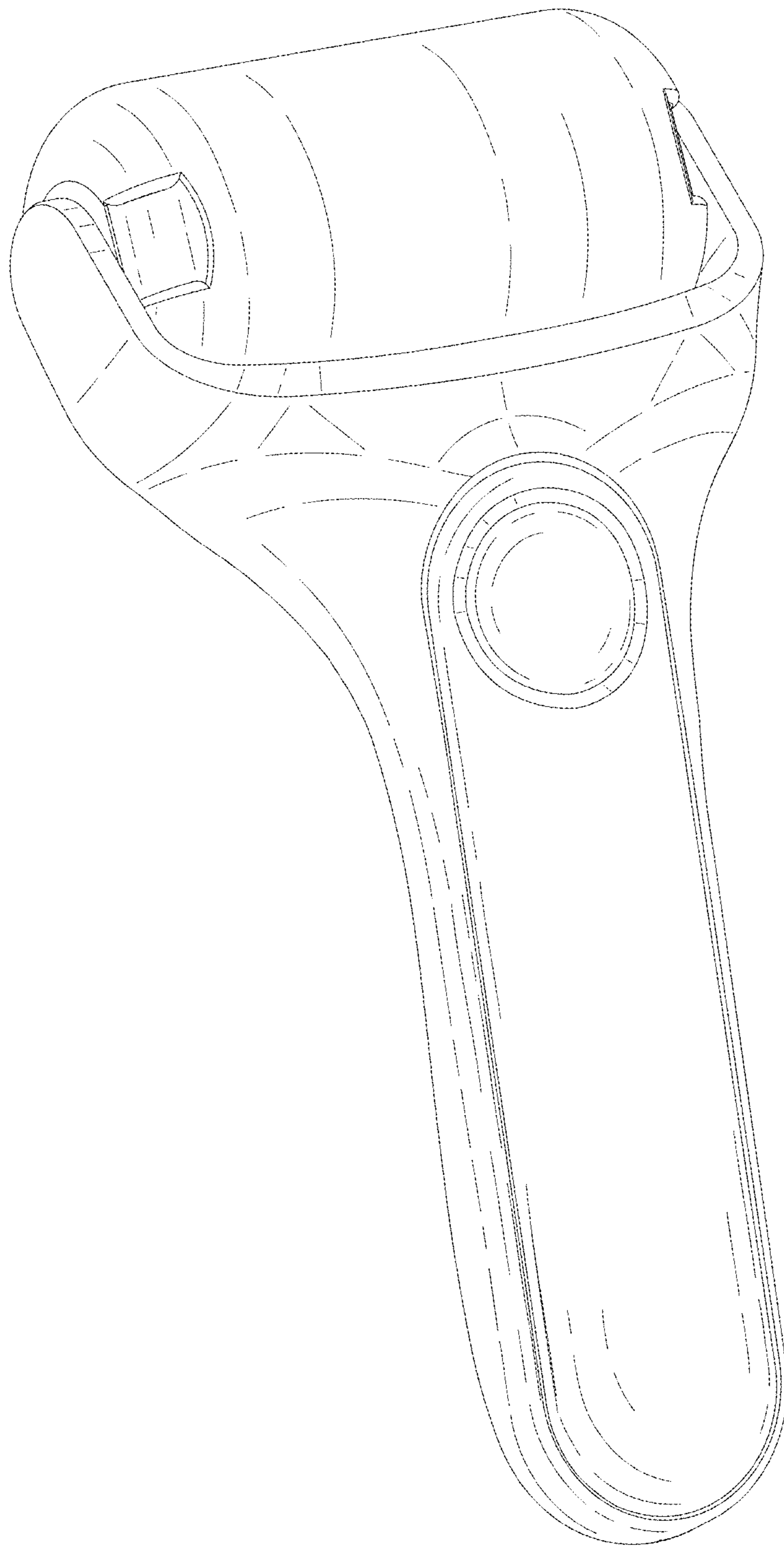


FIG. 1

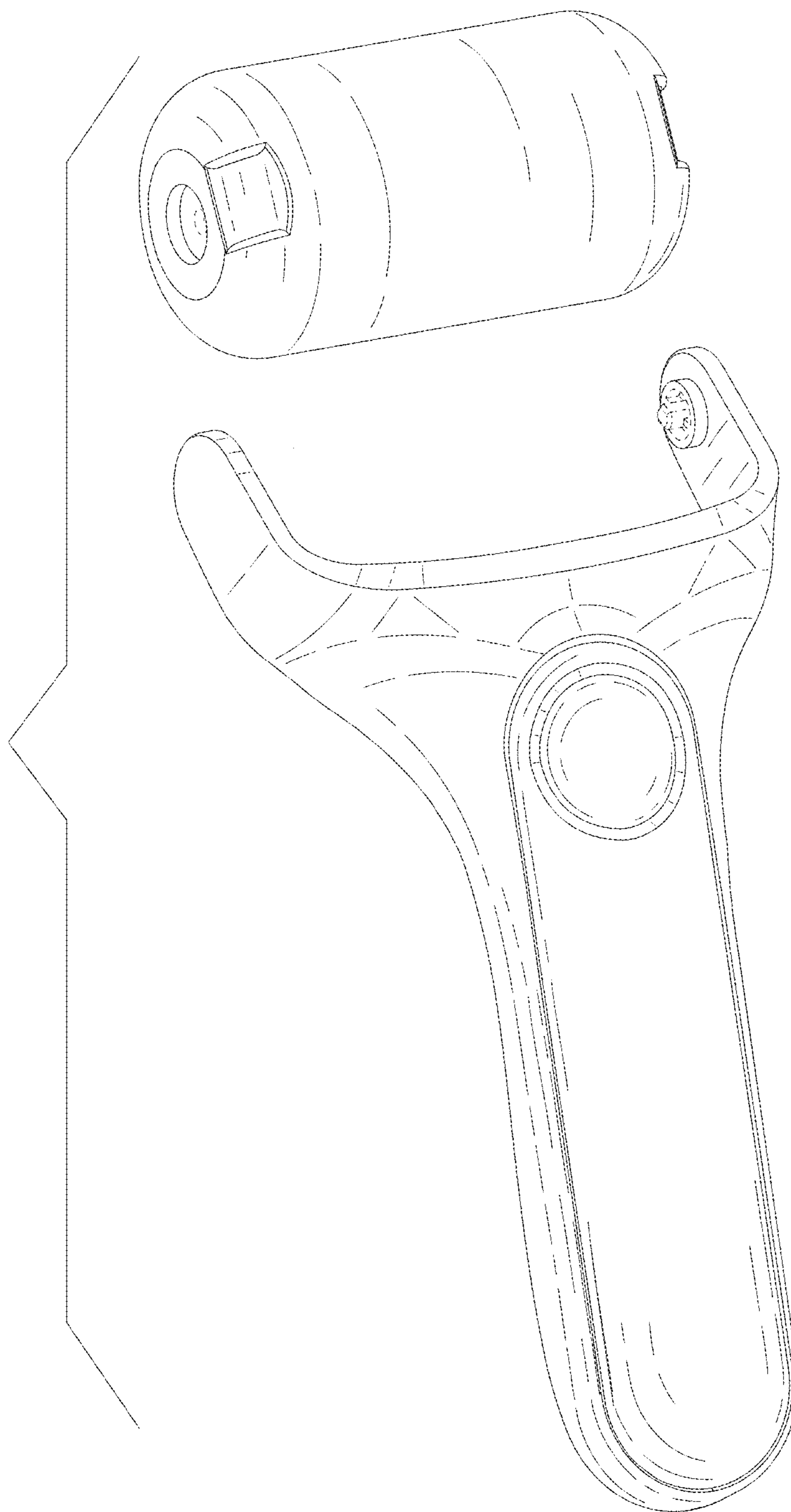


FIG. 2



FIG. 3

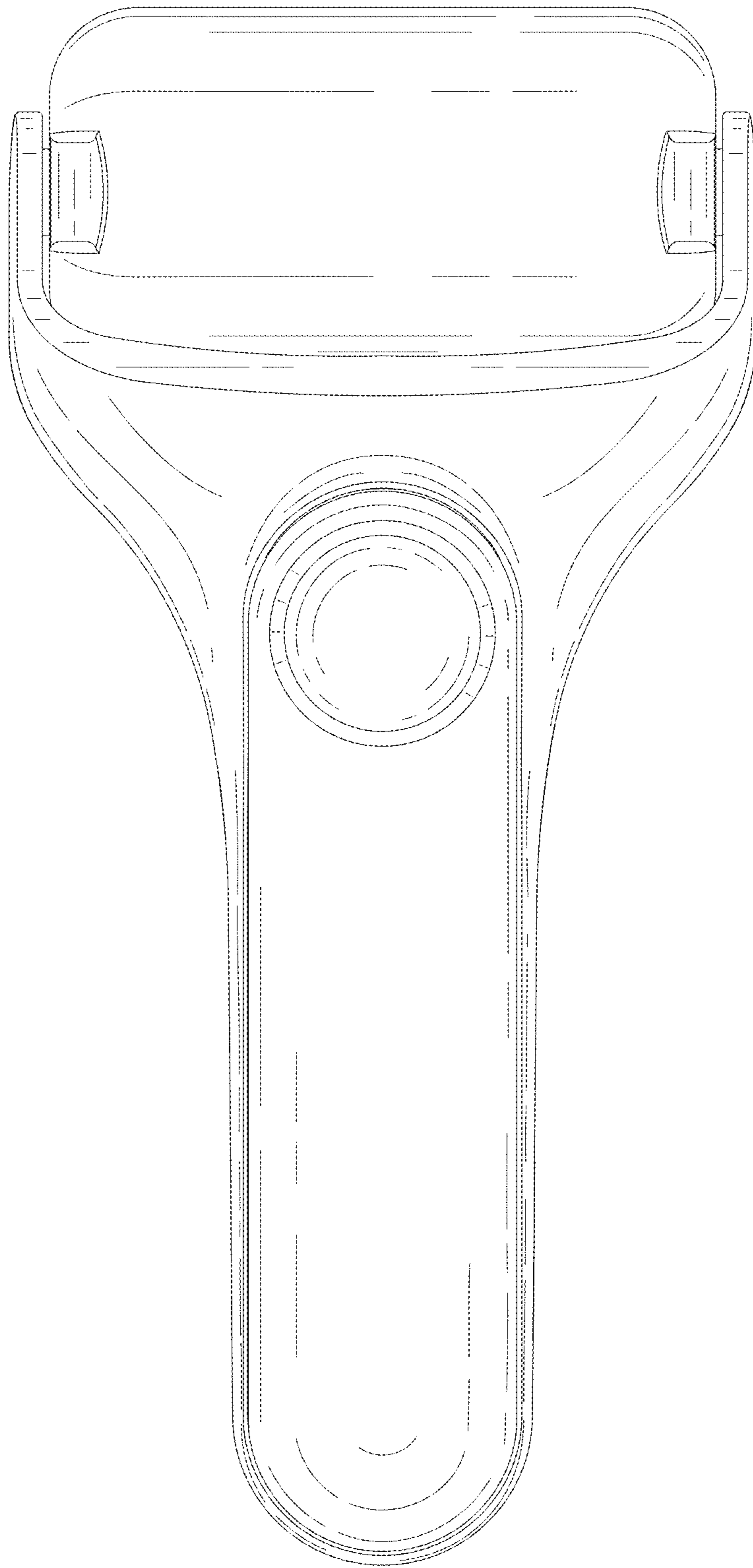


FIG. 4

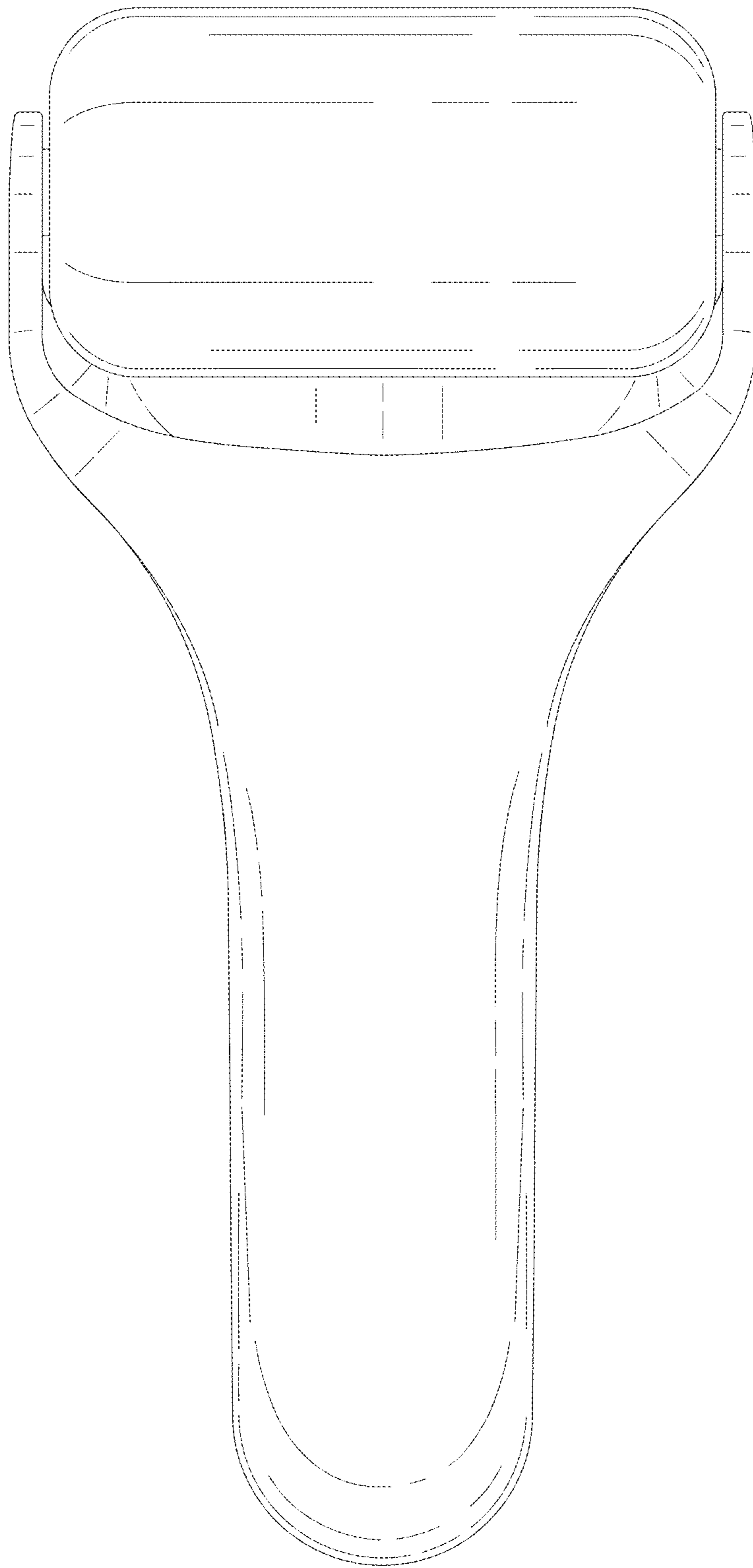


FIG. 5

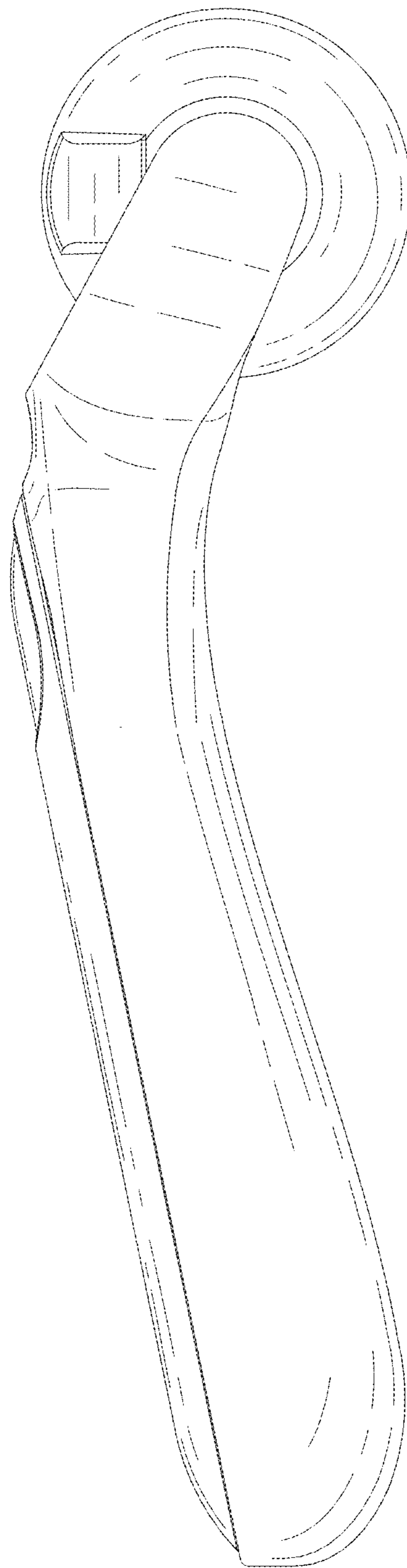


FIG. 6




FIG. 7

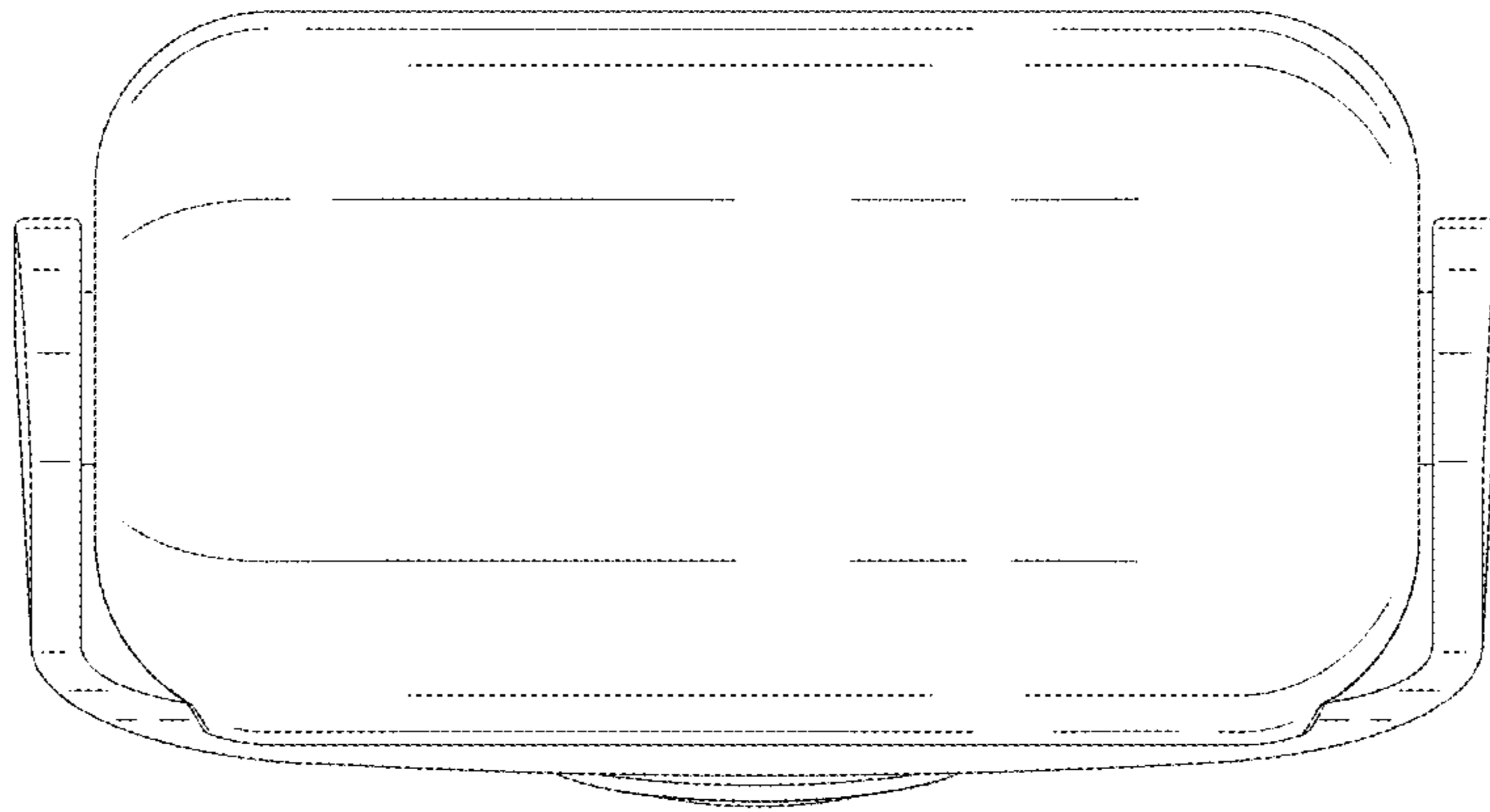


FIG. 8

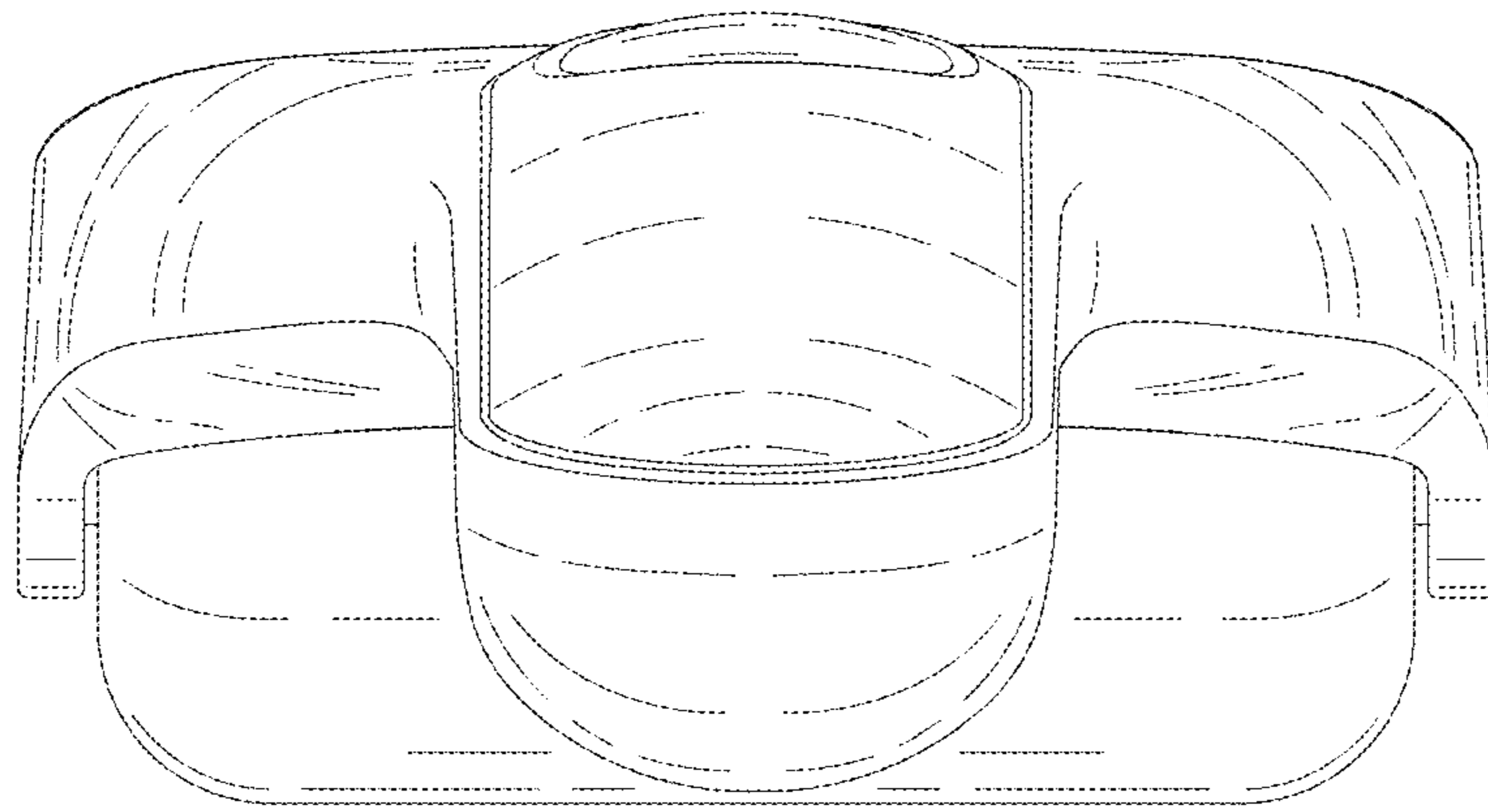


FIG. 9