



US00D967970S

(12) **United States Design Patent**
Karvandi

(10) **Patent No.:** **US D967,970 S**

(45) **Date of Patent:** **** *Oct. 25, 2022**

(54) **MASSAGER**

(71) Applicant: **Golden Gate Solutions, Inc.**, Walpole, MA (US)

(72) Inventor: **Kusha Karvandi**, Scottsdale, AZ (US)

(73) Assignee: **Golden Gate Solutions, Inc.**, Walpole, MA (US)

(*) Notice: This patent is subject to a terminal disclaimer.

(**) Term: **15 Years**

(21) Appl. No.: **29/652,939**

(22) Filed: **Jan. 14, 2021**

(51) **LOC (13) Cl.** **28-03**

(52) **U.S. Cl.**
USPC **D24/211**

(58) **Field of Classification Search**
USPC D24/200, 211–215, 188, 133; D30/160; D12/178; D21/684

CPC A61H 1/00; A61H 1/0237; A61H 7/00; A61H 7/005; A61H 7/003; A61H 2007/009; A61H 15/00; A61H 2015/0007; A61H 2015/0014; A61H 2015/0021; A61H 15/0092; A61H 2201/0157; A61H 2201/0153

See application file for complete search history.

(56) **References Cited**

U.S. PATENT DOCUMENTS

1,999,939 A	4/1935	Luzzi	
2,895,470 A	7/1959	Reiter	
D264,737 S *	6/1982	Cooper D21/684
D354,571 S	1/1995	Monti	
5,643,182 A	7/1997	Engel	
5,730,708 A	3/1998	Spratt	
5,735,803 A	4/1998	Musilli et al.	

D395,088 S	6/1998	Wiggs, Sr.	
D396,297 S	7/1998	Breznik	
6,033,372 A	3/2000	Tarbet et al.	
D491,271 S	6/2004	Siegfried	
D491,671 S	6/2004	Kim	
D591,367 S *	4/2009	Harris D21/684
D633,157 S *	2/2011	Knapp D21/684
D688,380 S	8/2013	Nelson	
D694,577 S *	12/2013	Lynn D7/394
9,622,937 B2	4/2017	Nelson	
D802,155 S	11/2017	Cross	
D808,539 S	1/2018	Kleiman	
D812,238 S	3/2018	Ho	
D818,139 S	5/2018	Marshall	

(Continued)

OTHER PUBLICATIONS

Viwik—Innovative Anti Cellulite Massage Roller. Date: Aug. 14, 2020 . [online]. [Site visited Jul. 16, 2021]. Available from Internet URL: <https://www.amazon.com/dp/B08FX3J3J6/> (Year: 2020).*

(Continued)

Primary Examiner — Susan Bennett Hattan

Assistant Examiner — Landon Thomas Cassell

(74) *Attorney, Agent, or Firm* — Brooks Kushman P.C.

(57) **CLAIM**

The ornamental design for a massager, as shown and described.

DESCRIPTION

FIG. 1 is a front perspective view of a massager;

FIG. 2 is a front elevation view thereof;

FIG. 3 is a rear elevation view thereof;

FIG. 4 is a left side elevation view thereof;

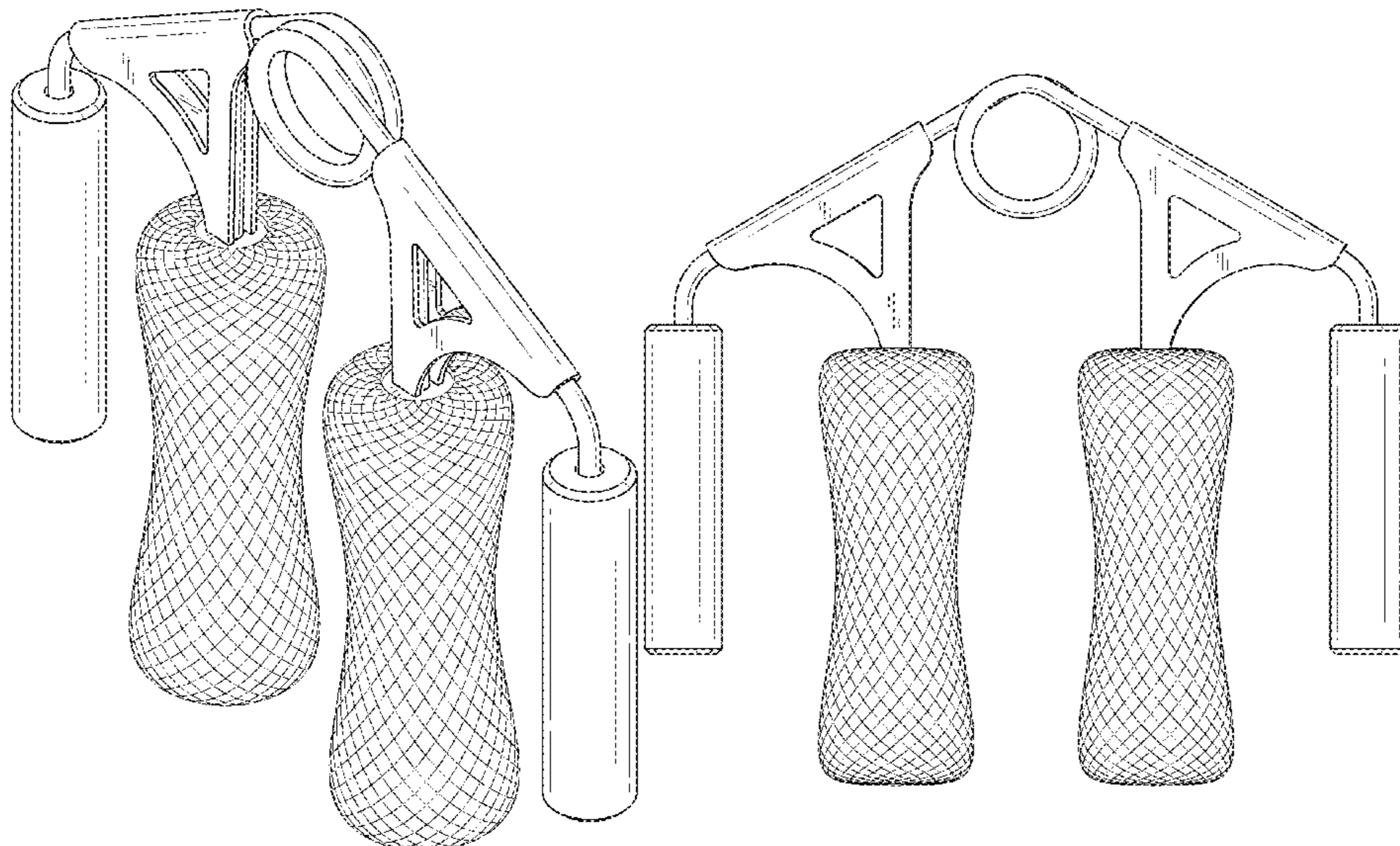
FIG. 5 is a right side elevation view thereof;

FIG. 6 is a top plan view thereof; and,

FIG. 7 is a bottom plan view thereof.

The broken lines in the drawings illustrate portions of the massager that form no part of the claimed design.

1 Claim, 5 Drawing Sheets



(56)

References Cited

U.S. PATENT DOCUMENTS

D833,634	S	11/2018	Kramer	
10,143,617	B2	12/2018	Nelson	
D844,802	S	4/2019	Reyes	
D855,820	S	8/2019	Harashima et al.	
D870,907	S	12/2019	Cheng	
D884,204	S	5/2020	Kramer	
D891,631	S *	7/2020	Liu	D24/211
D915,615	S *	4/2021	Chen	D24/211
2004/0254508	A1	12/2004	Lee	
2011/0137218	A1	6/2011	Collins	
2014/0228722	A1 *	8/2014	Nelson	A61H 15/0092
				601/125
2016/0030801	A1 *	2/2016	Porto	A61H 15/0092
				482/139
2019/0099323	A1 *	4/2019	Nelson	A61H 15/00
2020/0138666	A1 *	5/2020	Piucci, Jr.	A61H 15/0092
2020/0246214	A1 *	8/2020	Nelson	A61H 15/0092

OTHER PUBLICATIONS

Logest Metal Hand Grip Set. Date: Oct. 29, 2018. [online]. [Site visited Jul. 16, 2021]. Available from Internet URL: <https://www.amazon.com/dp/B07JFLQLLJ/> (Year: 2018).*

Massagers. (Design—© Questel) orbit.com. [Online PDF compilation of references] 20 pgs. Print Dates Range Jul. 20, 2018-Oct. 16, 2020 [Retrieved Jul. 20, 2021] <https://www.orbit.com/export/UCZAH96B/pdf4/81c0647d-c573-4517-8bae-a9a834164e17-160026.pdf> (Year: 2021).*

* cited by examiner

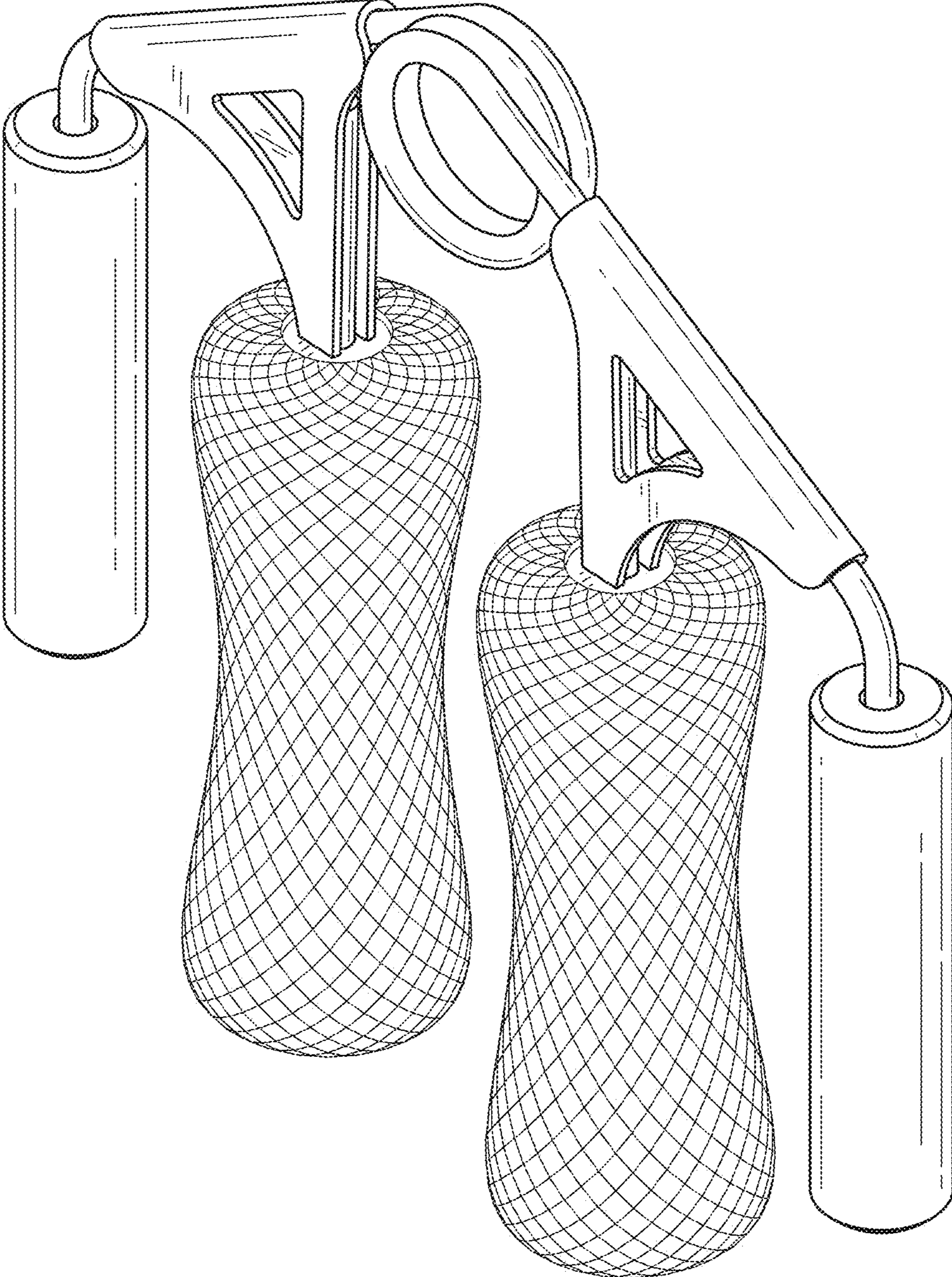


FIG. 1

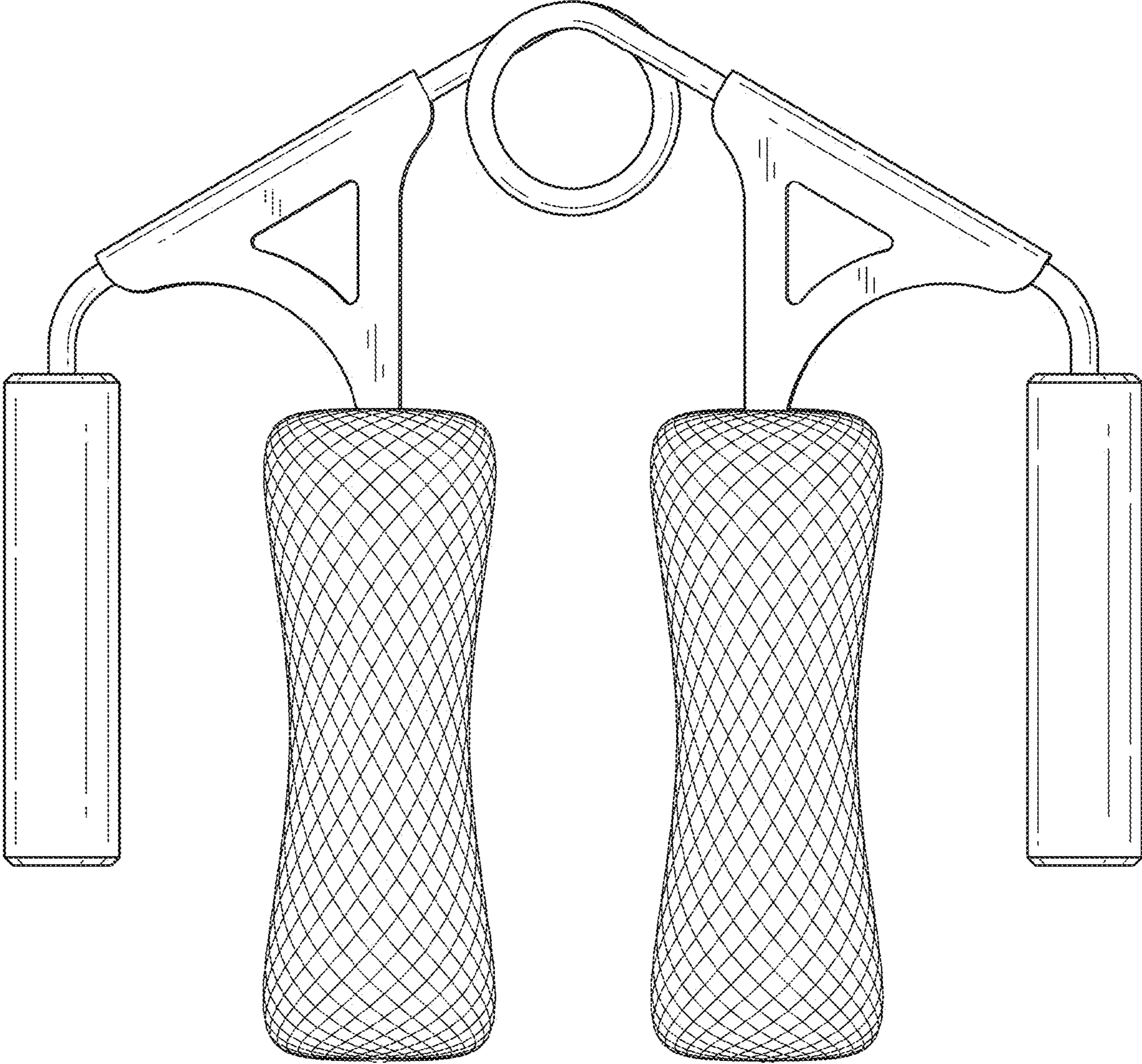


FIG. 2

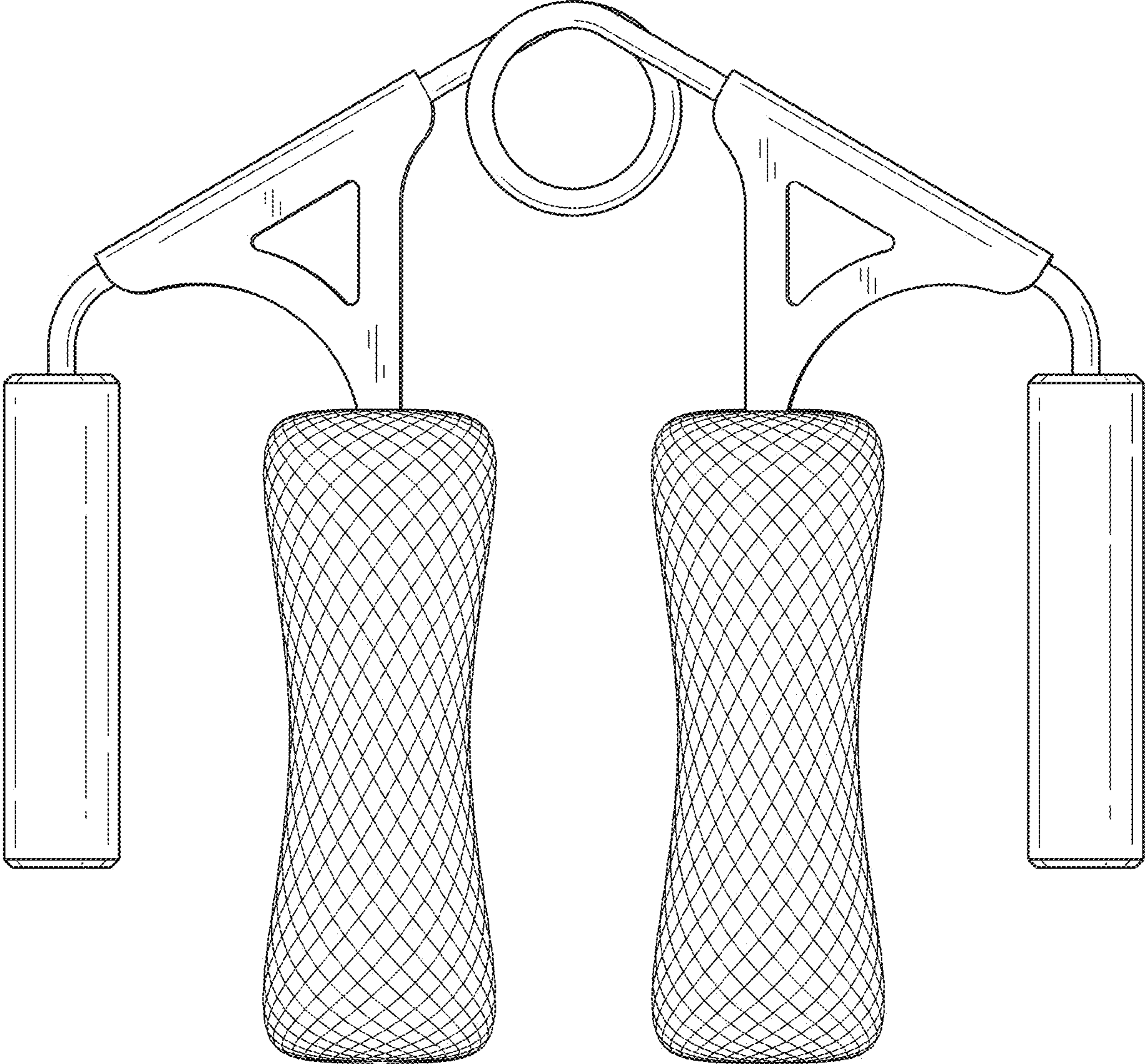


FIG. 3

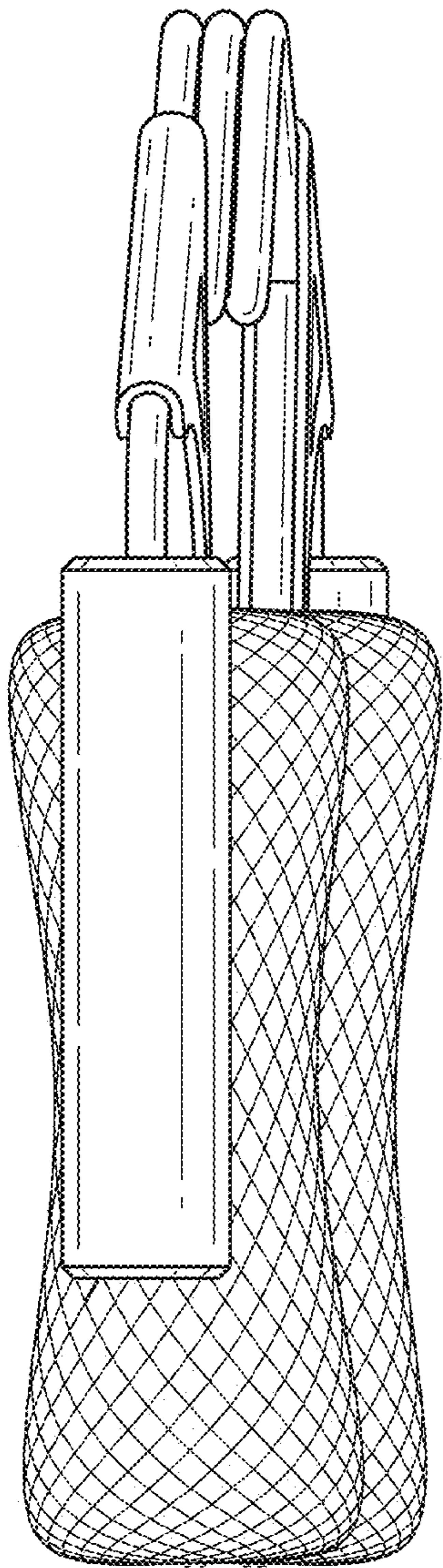


FIG. 4

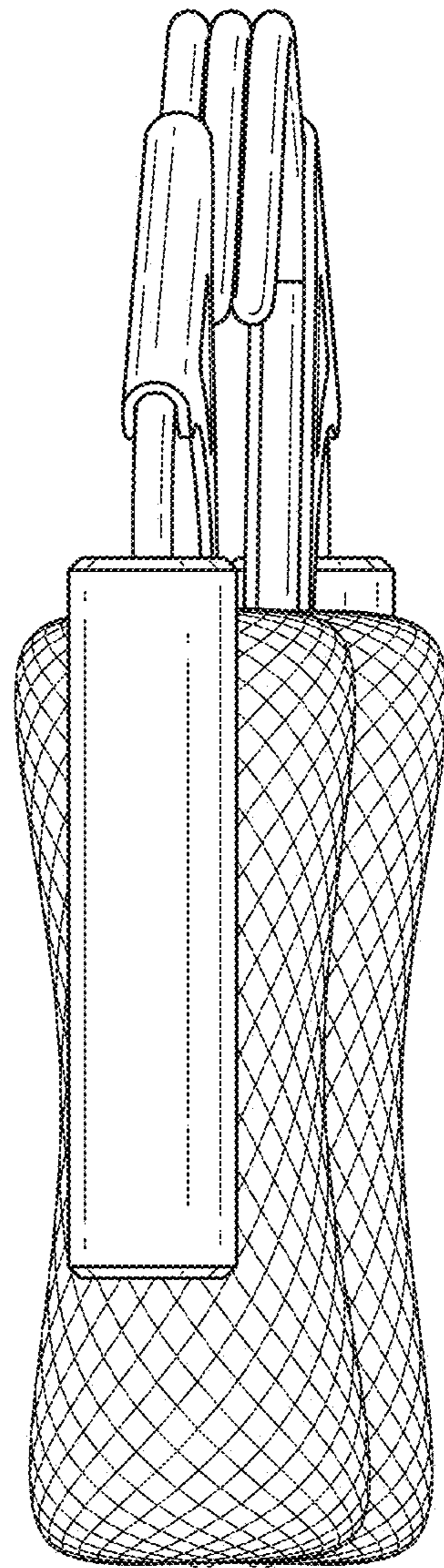


FIG. 5

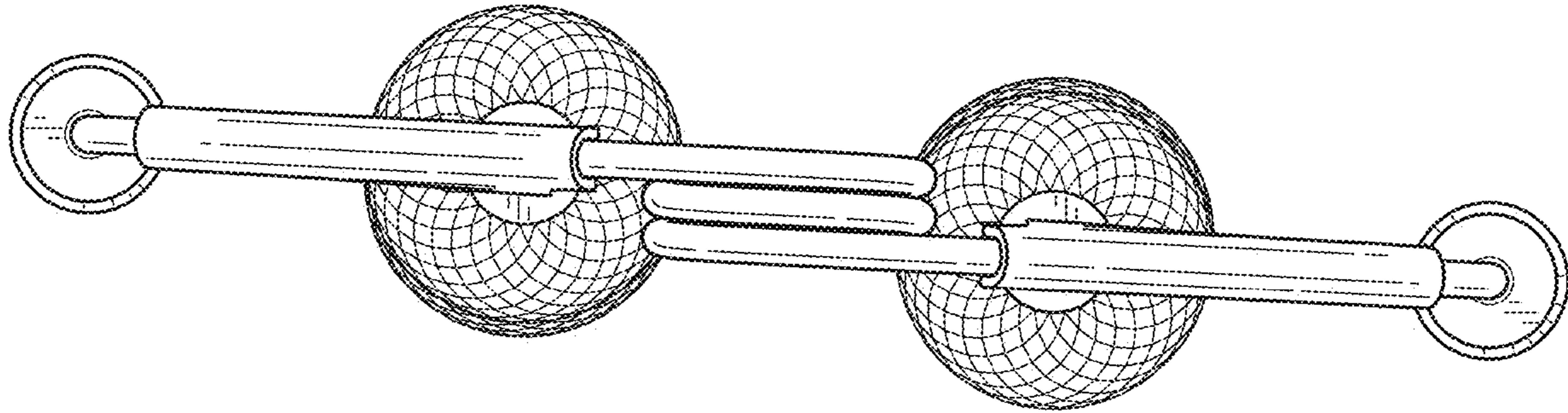


FIG. 6

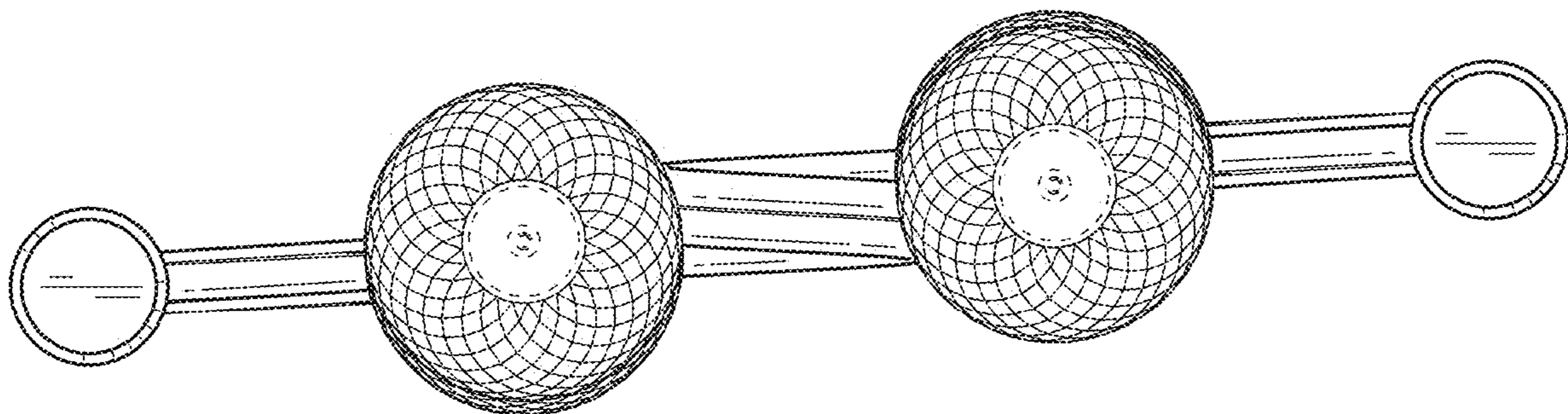


FIG. 7