



US00D967930S

(12) **United States Design Patent**
Fang

(10) **Patent No.:** **US D967,930 S**

(45) **Date of Patent:** **** Oct. 25, 2022**

(54) **PRESSURE WASHER NOZZLE**

(71) Applicant: **Taizhou Xiaojing Trading Co., Ltd.**,
Taizhou (CN)

(72) Inventor: **Jie Fang**, Taizhou (CN)

(73) Assignee: **Taizhou Xiaojing Trading Co., Ltd.**,
Taizhou (CN)

(**) Term: **15 Years**

(21) Appl. No.: **29/819,948**

(22) Filed: **Dec. 17, 2021**

(51) **LOC (13) Cl.** **23-01**

(52) **U.S. Cl.**
USPC **D23/213**

(58) **Field of Classification Search**
USPC D23/213, 214, 215, 223, 224, 226, 229,
D23/230

CPC A61H 9/0021; A61H 33/00; B05B 1/00;
B05B 1/14; B05B 1/185; B05B 1/08;
B05B 1/02; B05B 1/26; B05B 12/002;
B05B 1/18; B05B 9/01

See application file for complete search history.

(56) **References Cited**

U.S. PATENT DOCUMENTS

D310,860 S *	9/1990	Delepine	D23/213
D674,975 S *	1/2013	Gill	D32/1
D888,198 S *	6/2020	Mo	D23/223
D911,489 S	2/2021	Spooner		
D930,789 S *	9/2021	McGehee	D23/213
D936,787 S	11/2021	Morgan		
D940,978 S *	1/2022	Lin	D23/213

OTHER PUBLICATIONS

M Mingle JRod Pressure Washer Nozzle, Sep. 19, 2021, amazon.ca, Sep. 12, 2022, URL: <https://www.amazon.ca/dp/B09DPPZFXP/> (Year: 2021).*

M Mingle Pressure Washer Undercarriage Cleaner, Jul. 28, 2018, amazon.ca, Sep. 12, 2022, URL: <https://www.amazon.ca/dp/B07K22DGRY/> (Year: 2018).*

Universal Pressure Washer Nozzle, Lalafancy, May 24, 2022, amazon.ca, Sep. 12, 2022, URL: <https://www.amazon.ca/Universal-Pressure-Lalafancy-Downstream-Multiple/dp/B0B244S93V/> (Year: 2022).*

* cited by examiner

Primary Examiner — Keith J Wilson

(74) *Attorney, Agent, or Firm* — ScienBiziP, P.C.

(57) **CLAIM**

The ornamental design for a pressure washer nozzle, as shown and described.

DESCRIPTION

FIG. 1 is a front, right and top perspective view of a pressure washer nozzle, showing my design.

FIG. 2 is a rear, left and bottom perspective view thereof.

FIG. 3 is a front elevation view thereof.

FIG. 4 is a rear elevation view thereof.

FIG. 5 is a left side elevation view thereof.

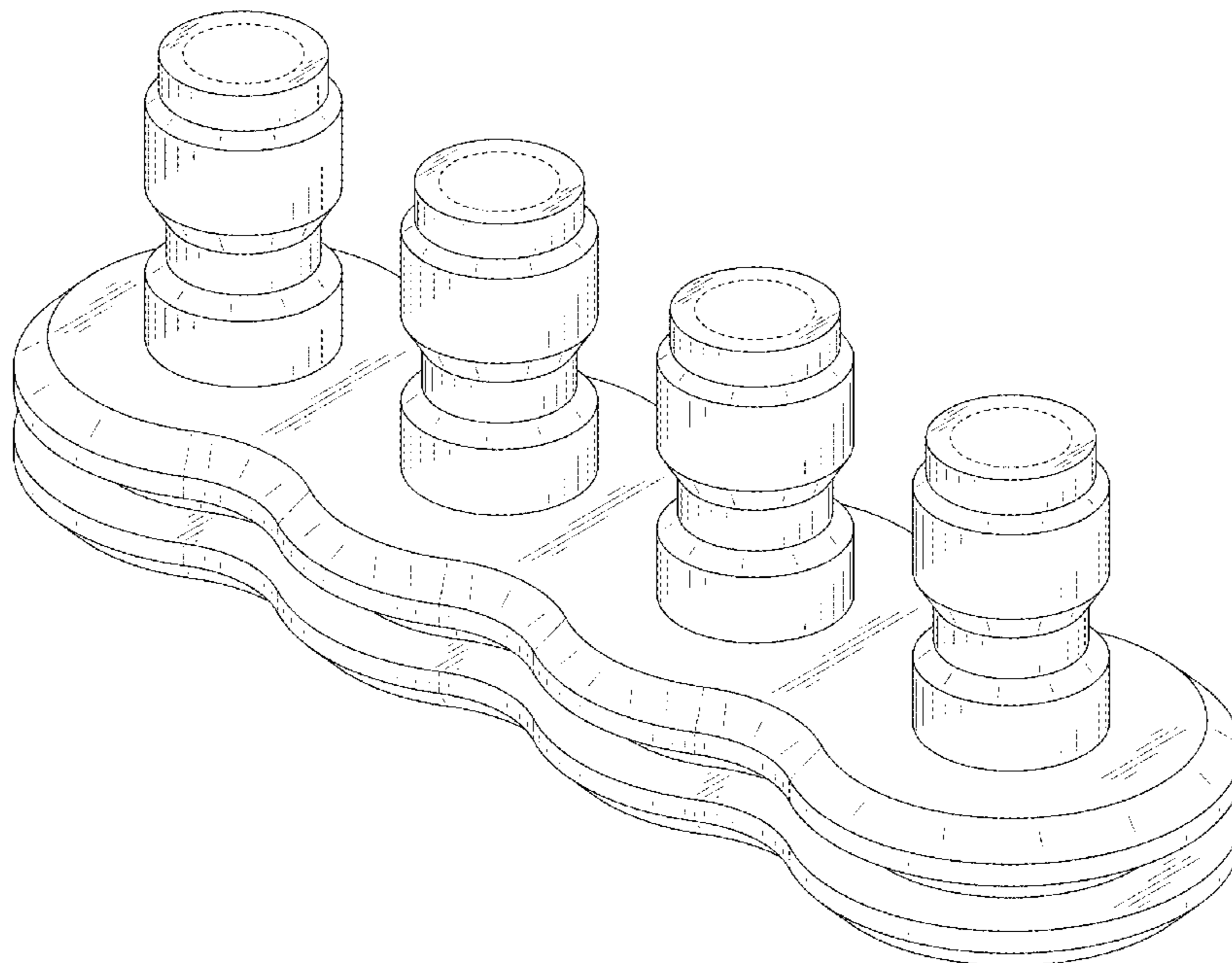
FIG. 6 is a right side elevation view thereof.

FIG. 7 is a top plan view thereof; and,

FIG. 8 is a bottom plan view thereof.

The broken lines shown in the drawings are included for the purpose of illustrating portions of the pressure washer nozzle that form no part of the claimed design.

1 Claim, 8 Drawing Sheets



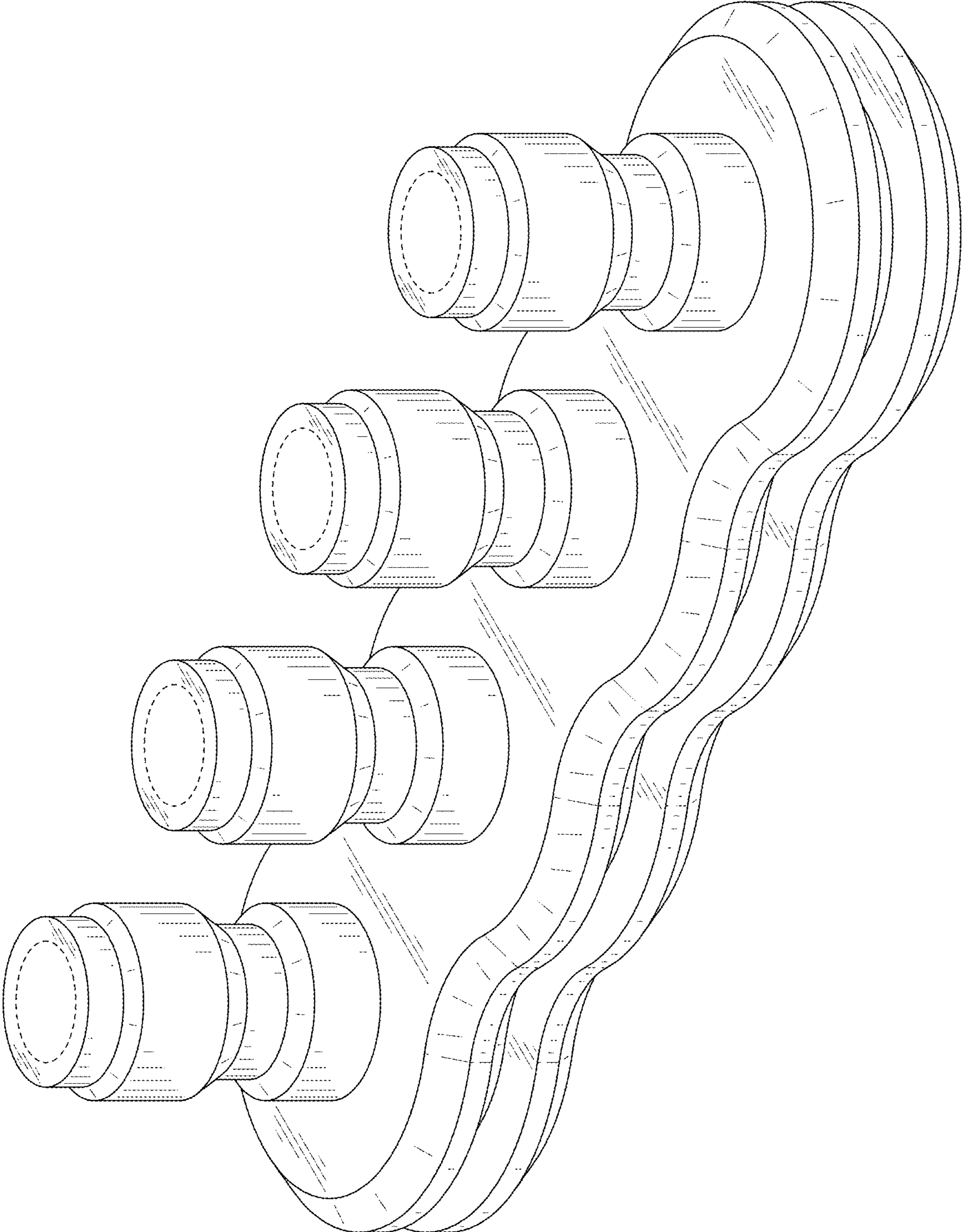


FIG. 1

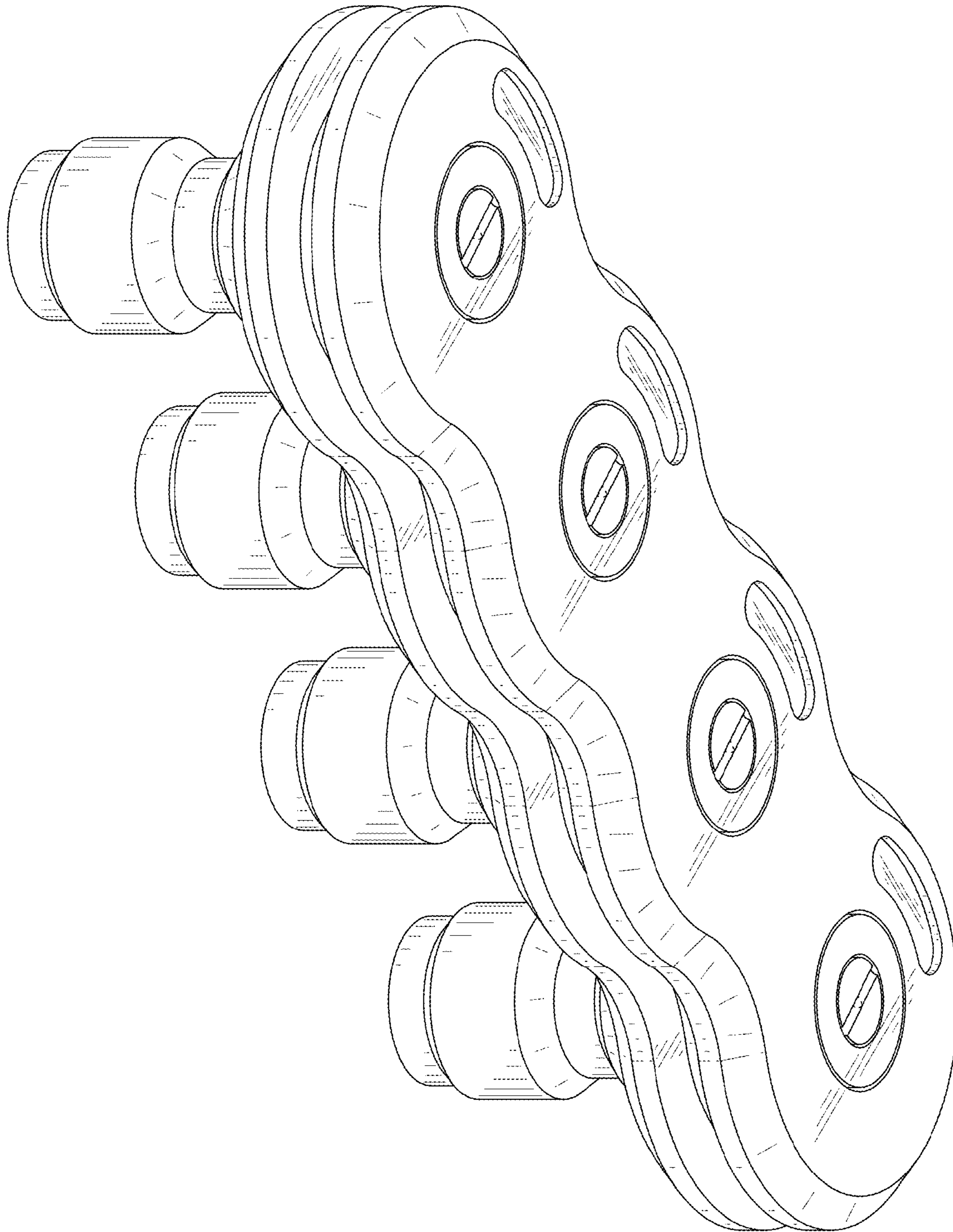


FIG. 2




FIG. 3




FIG. 4

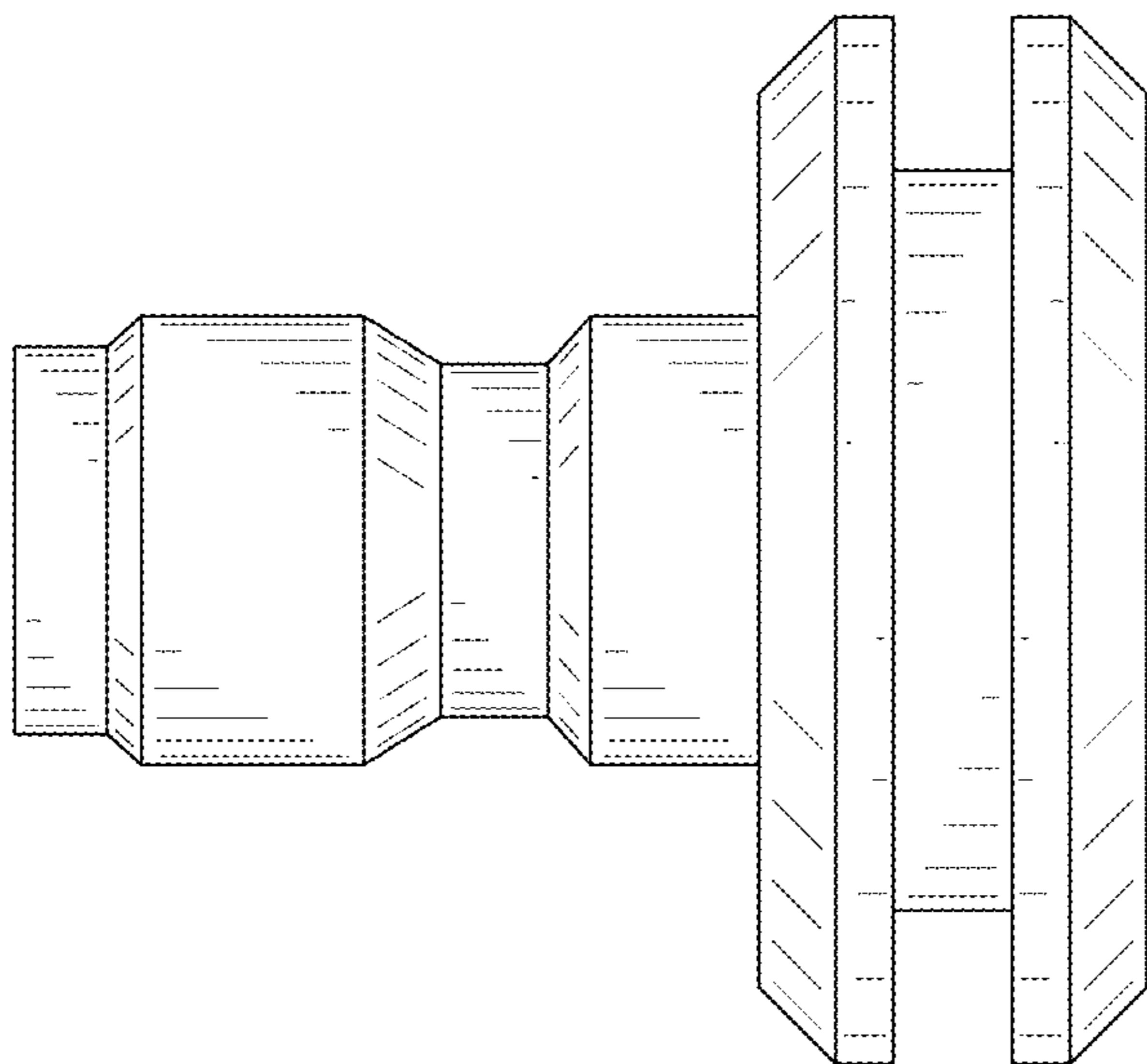


FIG. 5

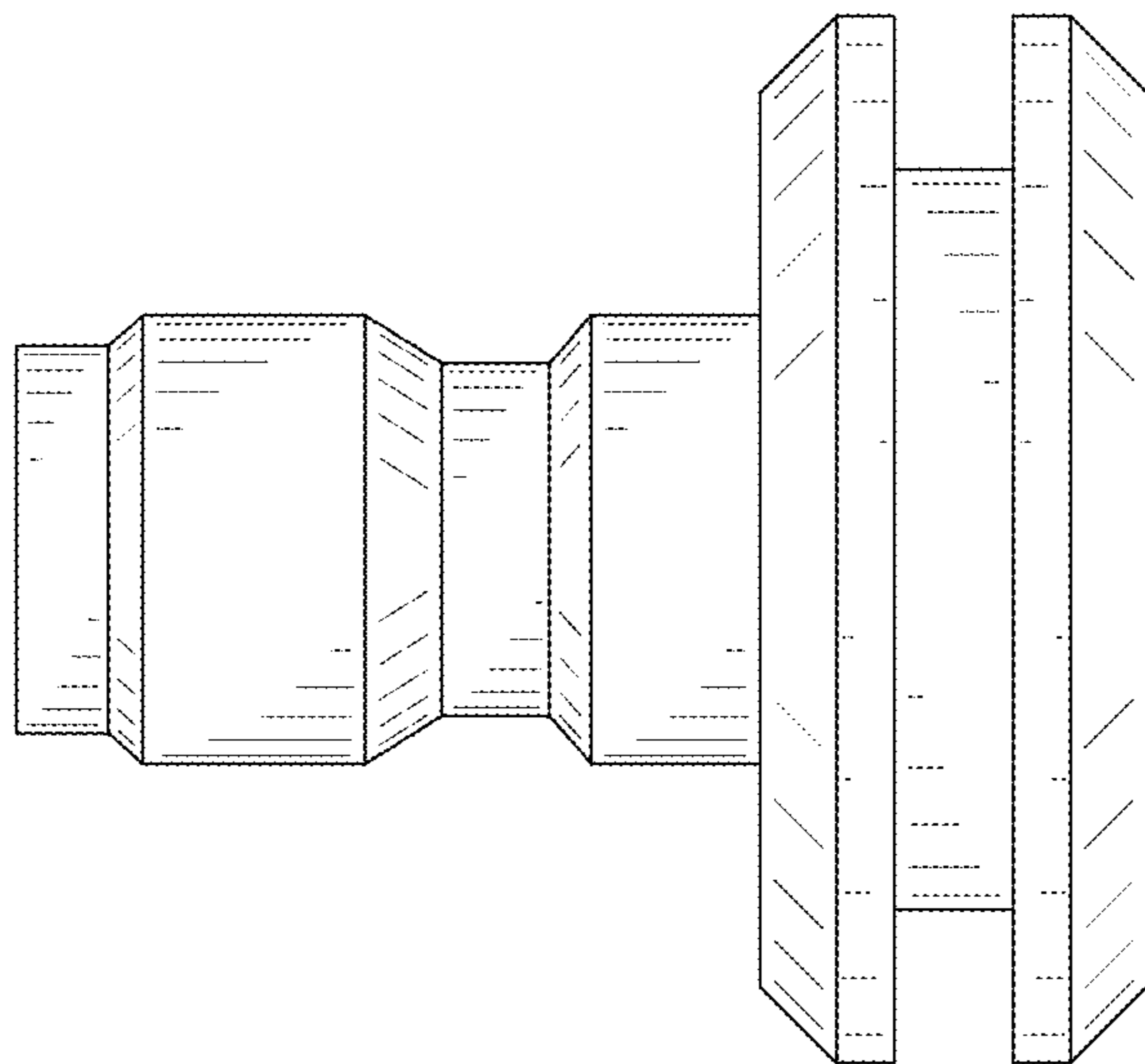


FIG. 6

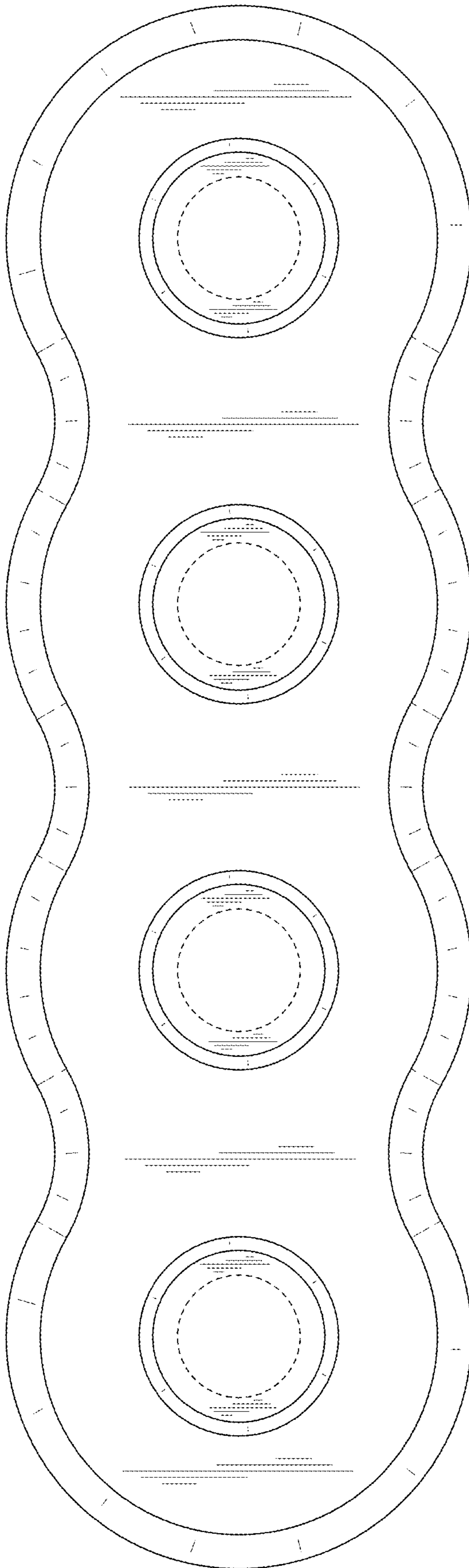


FIG. 7

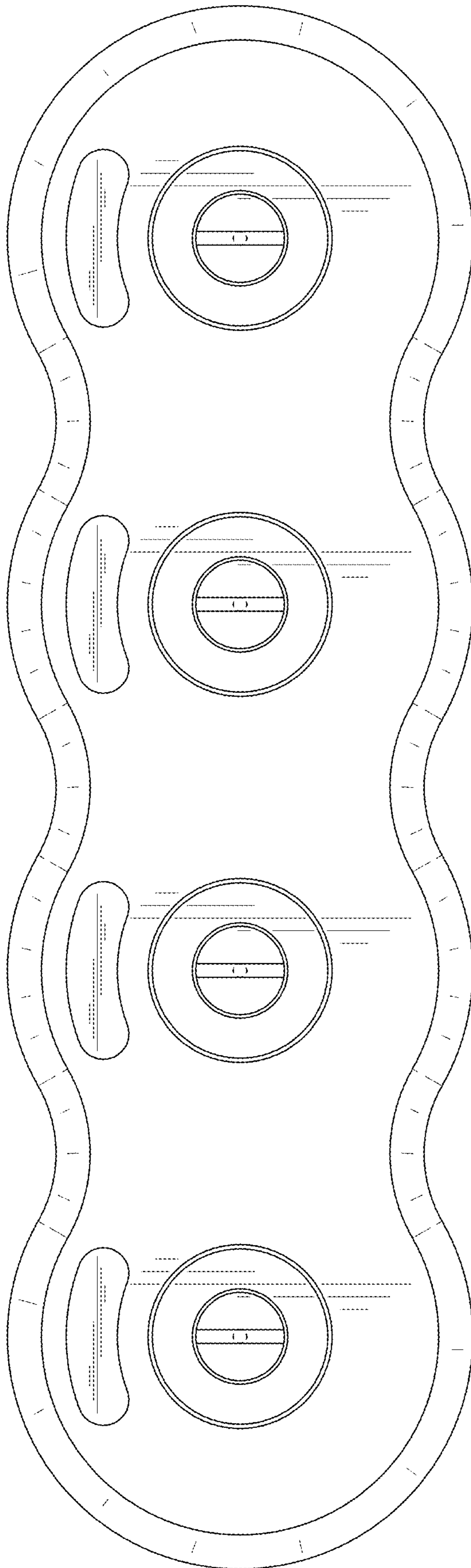


FIG. 8