



US00D967923S

(12) **United States Design Patent** (10) **Patent No.:** **US D967,923 S**  
**Lebel et al.** (45) **Date of Patent:** **\*\* Oct. 25, 2022**

(54) **WASTEWATER TREATMENT SYSTEM**

(71) Applicant: **AXINE WATER TECHNOLOGIES INC., Vancouver (CA)**

(72) Inventors: **Thierry Lebel, Surrey (CA); Brendan Wood, Vancouver (CA)**

(73) Assignee: **Axine Water Technologies Inc., Vancouver (CA)**

(\*\*) Term: **15 Years**

(21) Appl. No.: **29/786,168**

(22) Filed: **May 28, 2021**

**Related U.S. Application Data**

(62) Division of application No. 29/645,384, filed on Apr. 25, 2018, now Pat. No. Des. 932,585.

(51) **LOC (13) Cl.** ..... **23-01**

(52) **U.S. Cl.**  
USPC ..... **D23/207**

(58) **Field of Classification Search**

USPC ..... D10/81; D24/1.1, 8, 17; D9/345, 347, D9/424, 423; D23/207

CPC ..... A62C 37/12; A62C 35/68; B65G 64/04; B65G 1/00; B65D 85/00; B65D 1/00; B65D 88/54; C02F 1/003; C02F 1/283; C02F 9/005; A01K 63/045; B05B 7/2416; B05B 7/2483

See application file for complete search history.

(56) **References Cited**

**U.S. PATENT DOCUMENTS**

D269,370 S 6/1983 Groff  
D272,087 S 1/1984 Smith  
D273,987 S 5/1984 Holen et al.  
D288,115 S 2/1987 McCausland et al.  
D293,367 S 12/1987 Spink  
D353,048 S \* 12/1994 VanSkiver ..... D3/276

D413,202 S \* 8/1999 Schmitt ..... D3/276  
D441,954 S \* 5/2001 Parker ..... D3/273  
D462,519 S \* 9/2002 Gaydos ..... D3/276  
D467,424 S \* 12/2002 Hardigg ..... D3/276  
D467,425 S \* 12/2002 Hardigg ..... D3/276  
D467,426 S \* 12/2002 Hardigg ..... D3/276

(Continued)

**FOREIGN PATENT DOCUMENTS**

EP 3 660 650 A1 6/2020

**OTHER PUBLICATIONS**

Filtertechnik Ltd—FS9V2 Particle Pal, May 17, 2018, youtube.com, Jul. 28, 2021, URL: <https://www.youtube.com/watch?v=mtglKDxtcBM> (Year: 2018).\*

(Continued)

*Primary Examiner* — Keith J Wilson

(74) *Attorney, Agent, or Firm* — Seed IP Law Group LLP

(57) **CLAIM**

The ornamental design for a wastewater treatment system, as shown and described.

**DESCRIPTION**

FIG. 1 is a top isometric view of a wastewater treatment system showing our new design.

FIG. 2 is a bottom isometric view thereof.

FIG. 3 is a front elevational view thereof.

FIG. 4 is a right side elevational view thereof.

FIG. 5 is a left side elevational view thereof.

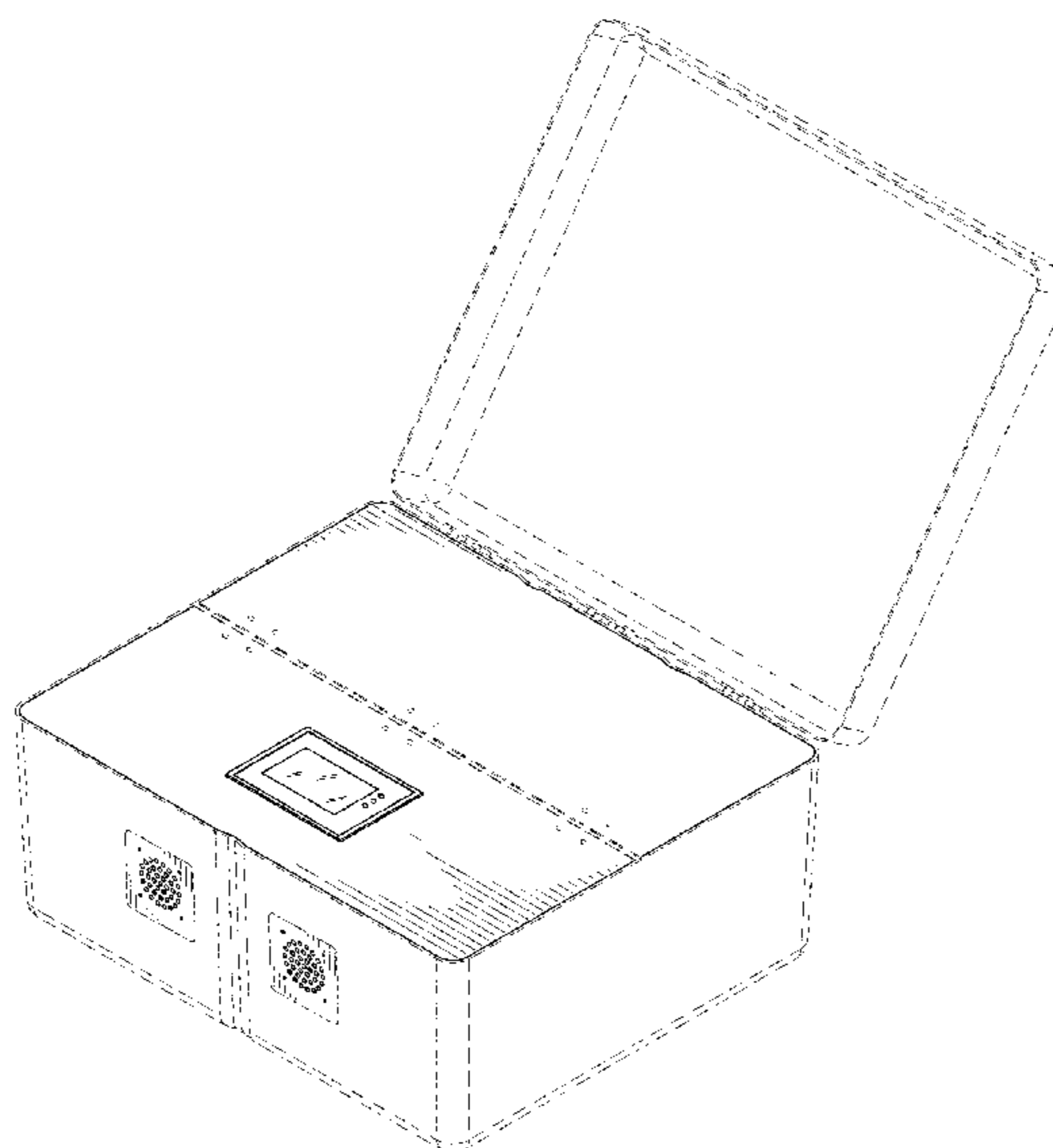
FIG. 6 is a rear elevational view thereof.

FIG. 7 is a top plan view thereof; and,

FIG. 8 is a bottom plan view thereof.

The broken lines in the drawings illustrate portions of the wastewater treatment system which form no part of the claimed design. The dash-dot broken lines define the bounds of the claim and form no part of the claimed design.

**1 Claim, 8 Drawing Sheets**



(56)

References Cited

U.S. PATENT DOCUMENTS

D513,123 S \* 12/2005 Richardson ..... D3/273  
 D520,237 S \* 5/2006 Cheng ..... D3/276  
 D523,242 S \* 6/2006 Hardigg ..... D3/905  
 D545,394 S 6/2007 Duplessis et al.  
 D596,702 S 7/2009 Chen  
 8,297,464 B2 \* 10/2012 Grenier ..... E05B 65/52  
 220/314  
 D779,203 S \* 2/2017 Kinsky ..... D3/294  
 D780,885 S 3/2017 Crawford et al.  
 D781,584 S \* 3/2017 Kinsky ..... D3/294  
 D789,484 S 6/2017 Yoon  
 D793,226 S \* 8/2017 Albert ..... D9/423  
 D807,471 S 1/2018 Peralta  
 D810,432 S \* 2/2018 Ballou ..... D3/276  
 D810,433 S \* 2/2018 Ballou ..... D3/276  
 D811,084 S \* 2/2018 Ballou ..... D3/276  
 D811,742 S \* 3/2018 Ballou ..... D3/276  
 D811,744 S \* 3/2018 Ballou ..... D3/905  
 D815,831 S \* 4/2018 Tonelli ..... D3/905  
 D819,331 S \* 6/2018 Ballou ..... D3/276  
 D831,350 S \* 10/2018 Tonelli ..... D3/262  
 D833,743 S \* 11/2018 Tonelli ..... D3/905  
 D844,101 S 3/2019 Zheng  
 D847,505 S \* 5/2019 Tonelli ..... D3/262  
 D849,402 S \* 5/2019 Tonelli ..... D3/276  
 D854,826 S \* 7/2019 Tonelli ..... D3/262  
 D855,151 S 7/2019 Joo et al.  
 D873,007 S \* 1/2020 Tonelli ..... D3/262  
 D899,561 S 10/2020 Babanova et al.  
 D900,960 S 11/2020 Lee et al.  
 D901,620 S 11/2020 Casey et al.

D904,829 S \* 12/2020 Nichols ..... D7/605  
 D907,445 S \* 1/2021 Nichols ..... D7/605  
 D915,069 S \* 4/2021 Tonelli ..... D3/905  
 D920,667 S \* 6/2021 Bonnough ..... D3/279  
 D920,668 S \* 6/2021 Bonnough ..... D3/279  
 D925,299 S \* 7/2021 Nichols ..... D3/301  
 D925,991 S \* 7/2021 Nichols ..... D7/698  
 D929,814 S \* 9/2021 Nichols ..... D3/308  
 D932,585 S \* 10/2021 Lebel ..... D23/207  
 11,203,465 B2 \* 12/2021 Seiders ..... B65D 43/22  
 D941,955 S \* 1/2022 Ma ..... D23/207  
 D946,894 S \* 3/2022 Seiders ..... D3/312  
 D950,678 S \* 5/2022 Vogtner ..... D23/207  
 D951,390 S \* 5/2022 Shin ..... D23/207  
 D951,391 S \* 5/2022 Brieschke ..... B65D 33/16  
 D23/207  
 D951,643 S \* 5/2022 Nichols ..... D3/319  
 D954,436 S \* 6/2022 Nichols ..... D3/279  
 2020/0024174 A1 \* 1/2020 Swanson ..... B01D 29/11  
 2020/0255300 A1 \* 8/2020 Murrell ..... C02F 1/002  
 2020/0361790 A1 \* 11/2020 Bech ..... C02F 1/325

OTHER PUBLICATIONS

Rexon Portable Particle Filter Counter, 2019, made-in-china.com, Jul. 28, 2021, URL: <https://m.made-in-china.com/product/Portable-Particle-Counter-for-Detecting-Particle-Content-in-Hydraulic-Oil-886716545.html> (Year: 2019).\*  
 Hydrasales, Apr. 19, 2013, youtube.com, Jul. 28, 2021, URL: <https://www.youtube.com/watch?v=vyOBxQtV8rl> (Year: 2013).\*  
 Hydrasales, Apr. 19, 2013, youtube.com, Jul. 28, 2021, URL: <https://www.youtube.com/watch?v=vyOBxQtV8rl> (Year: 2013).

\* cited by examiner

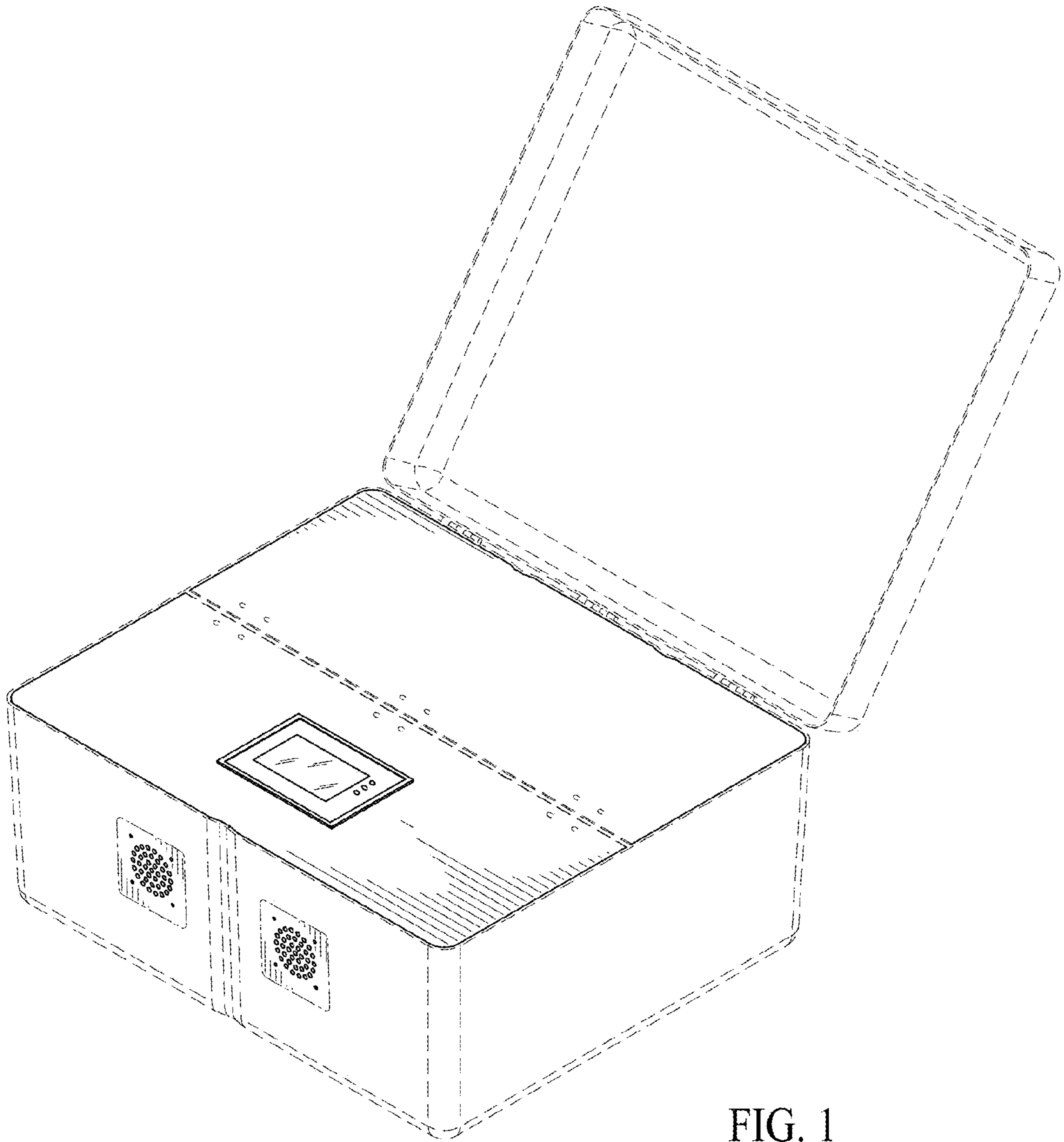


FIG. 1

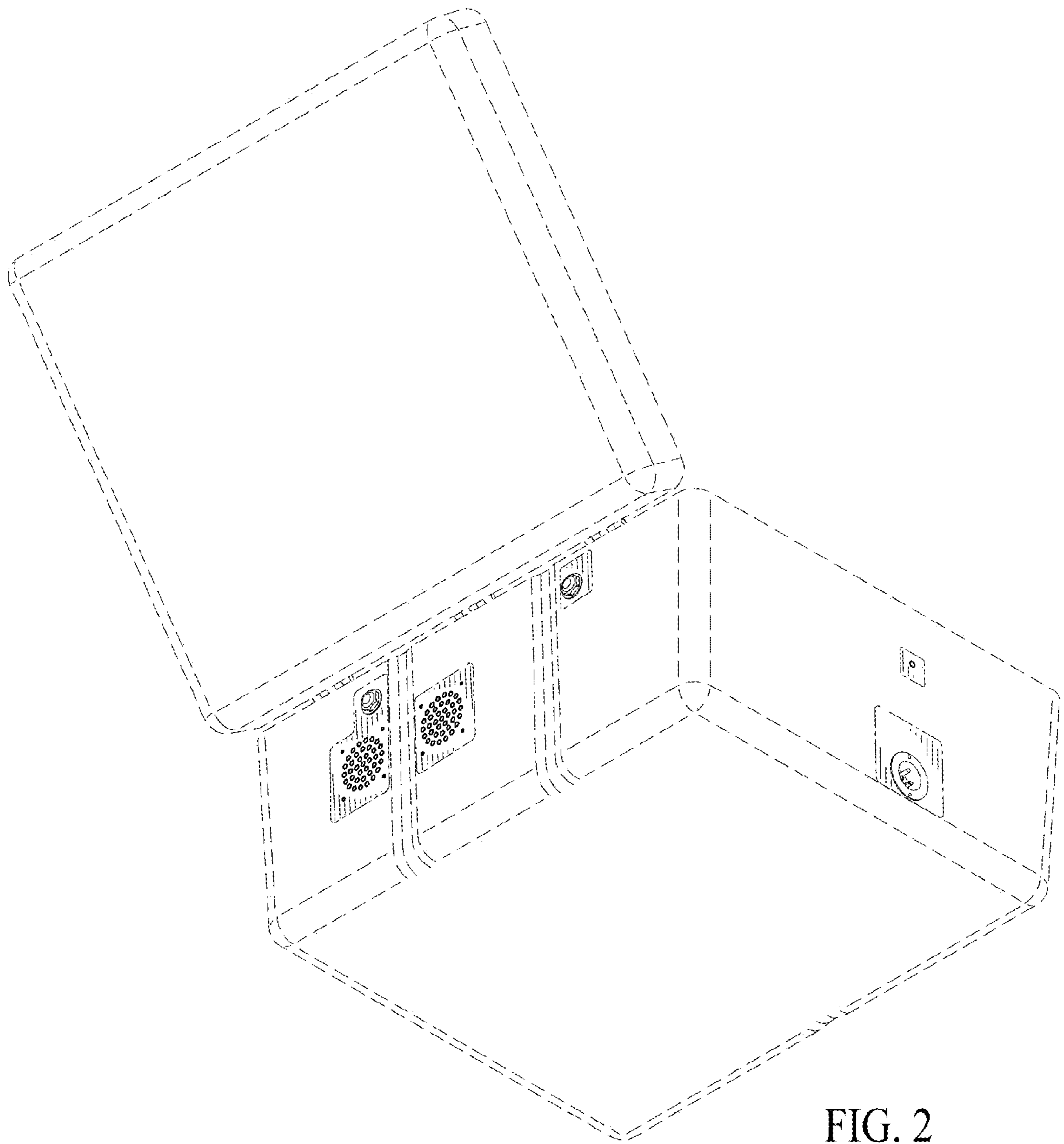


FIG. 2

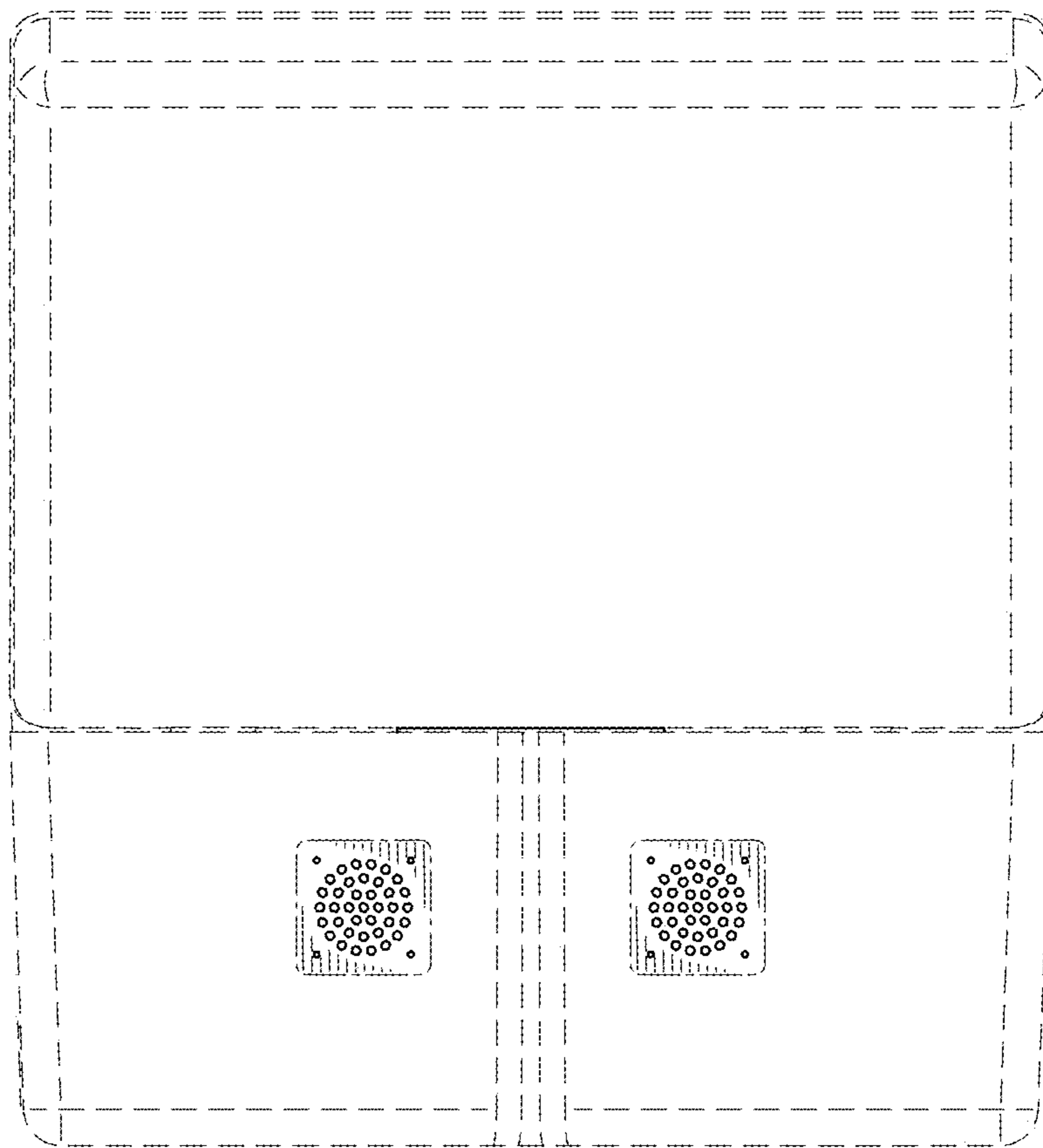


FIG. 3

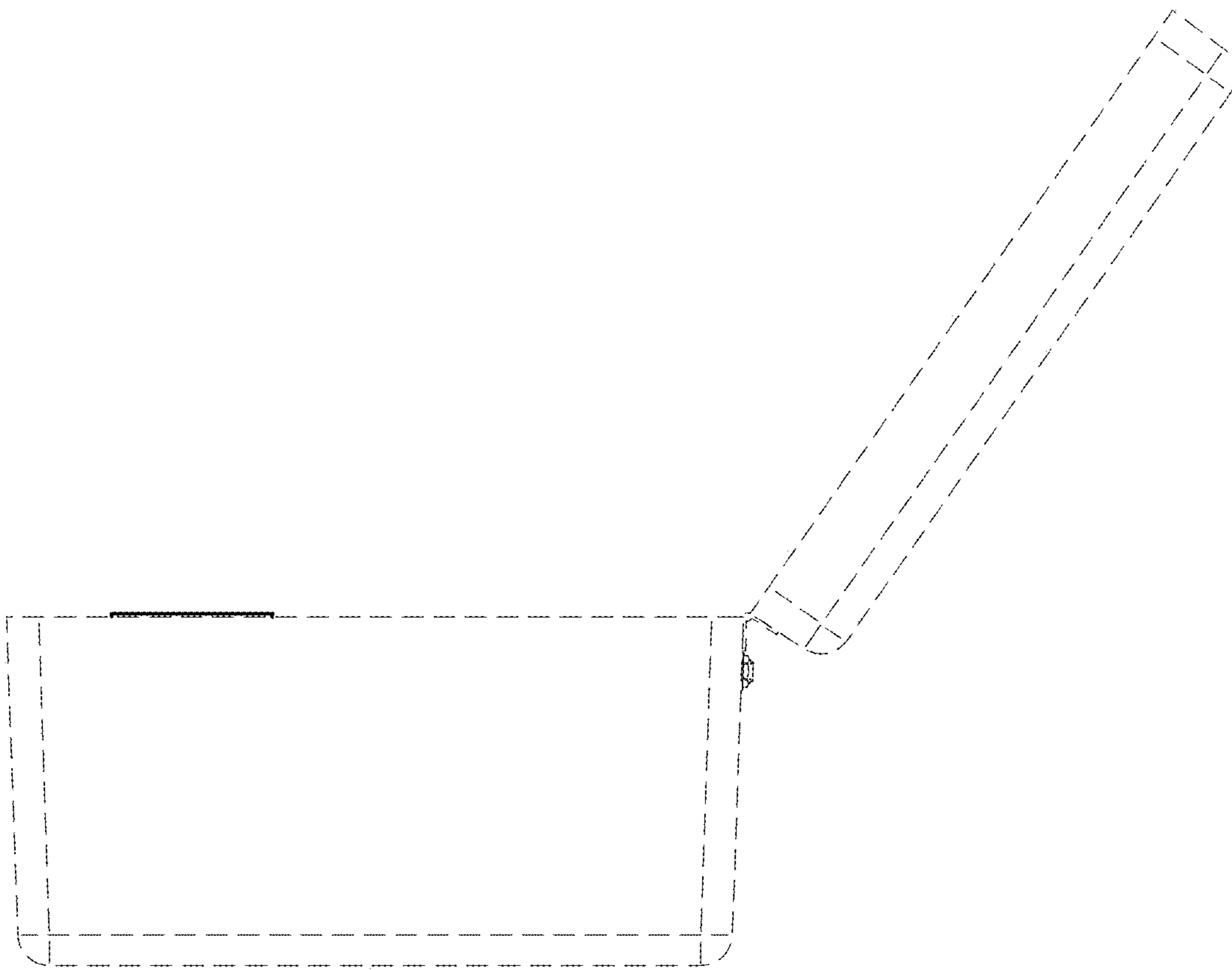


FIG. 4

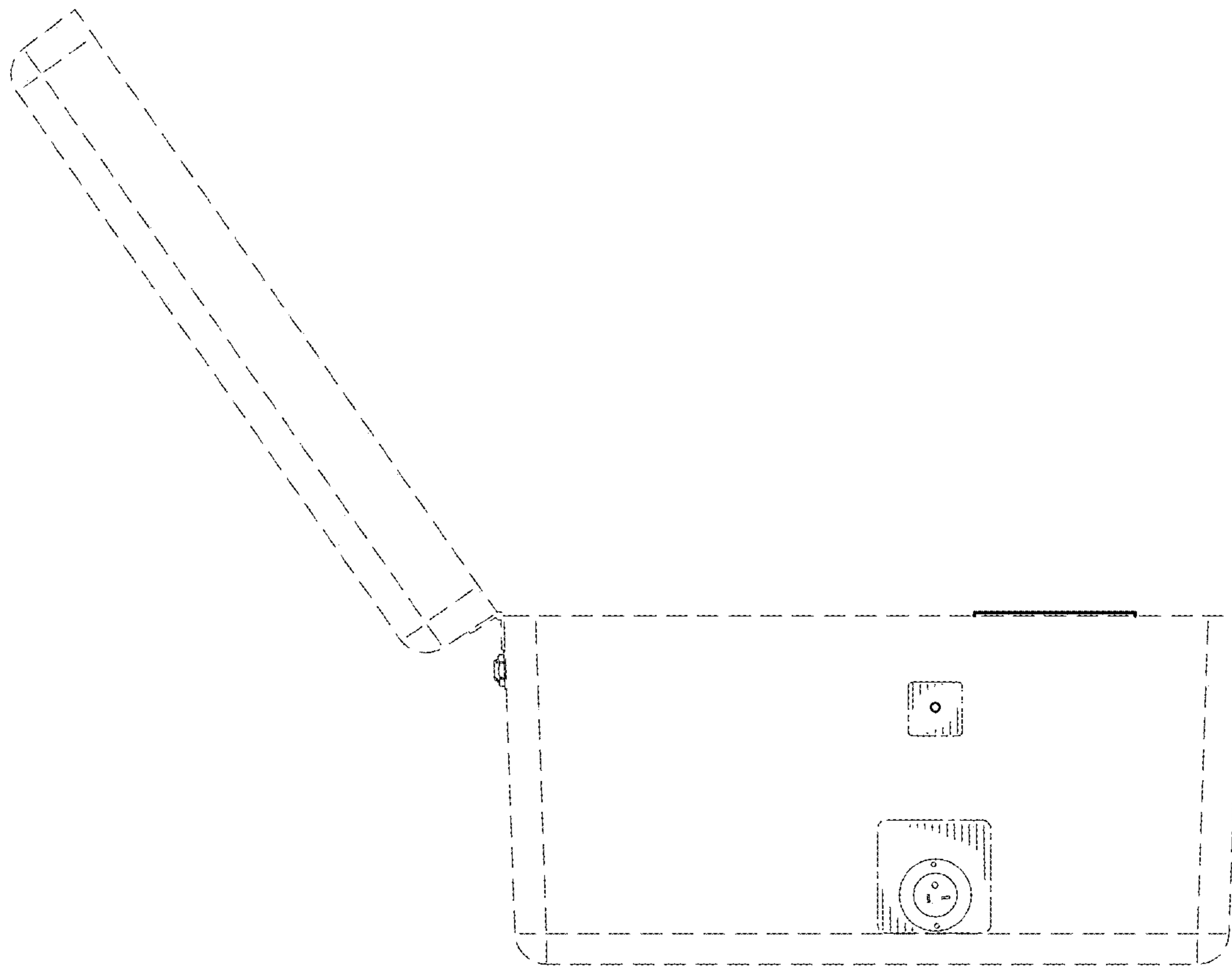


FIG. 5

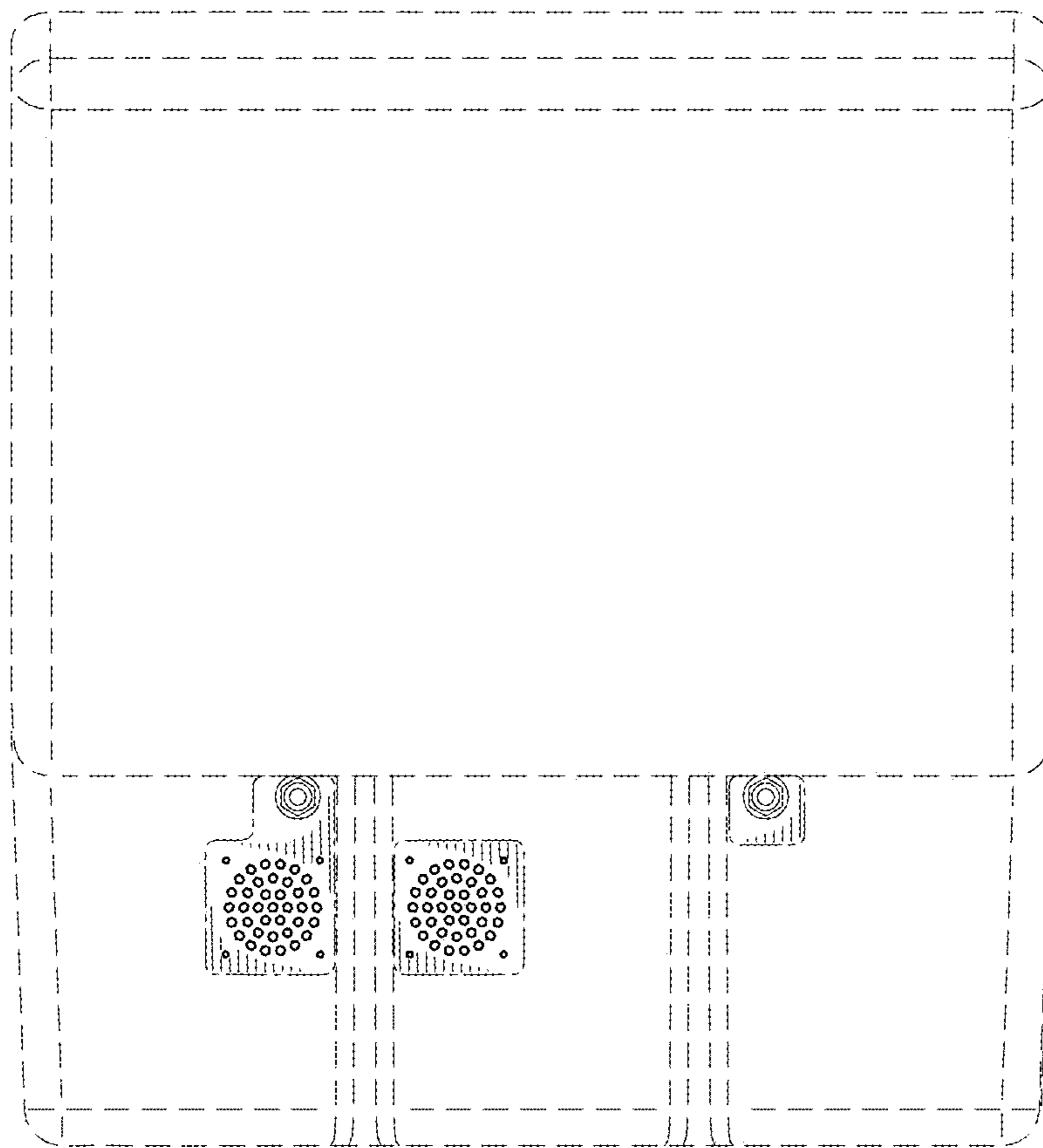


FIG. 6



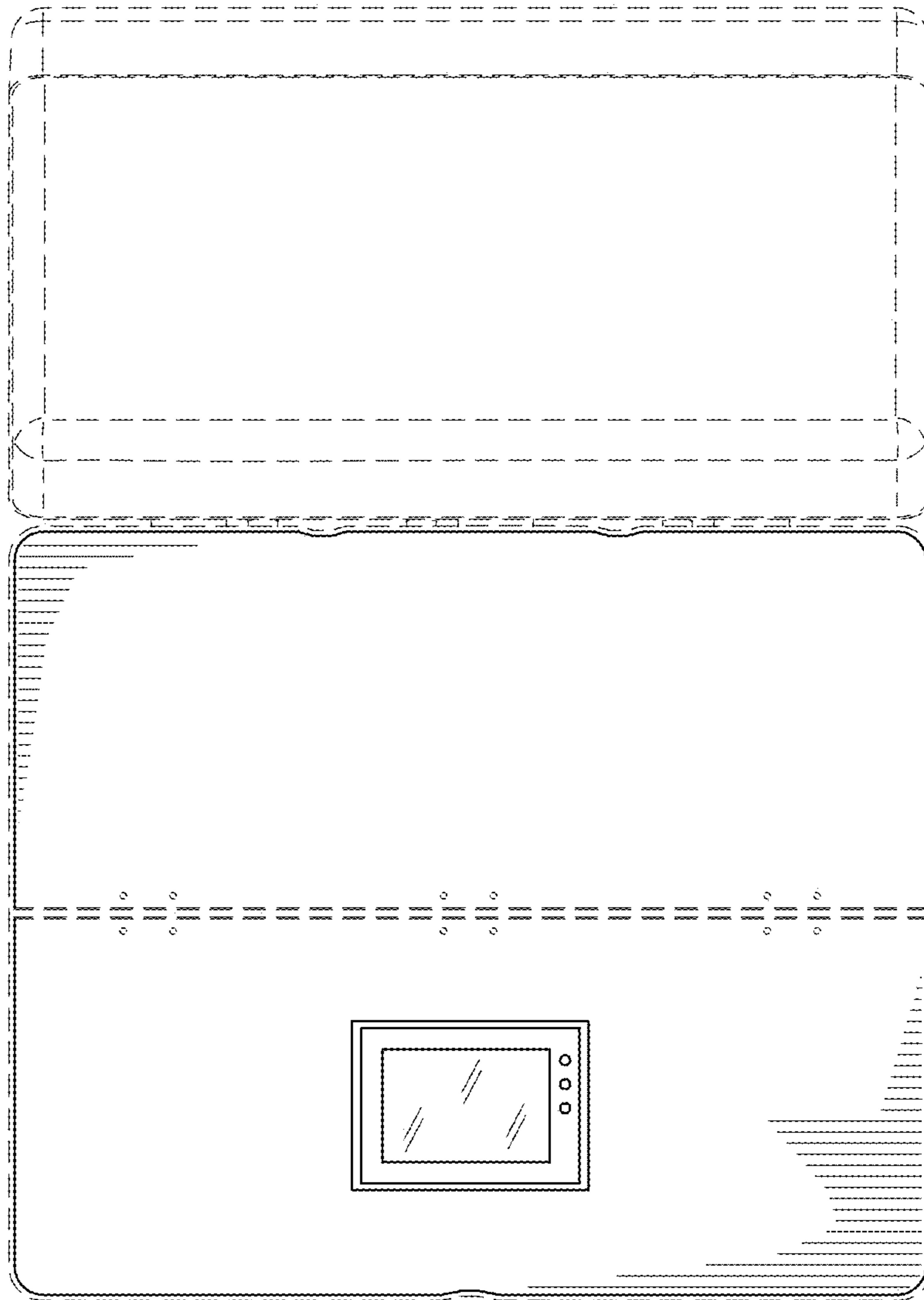


FIG. 7




FIG. 8