



US00D967912S

(12) **United States Design Patent**
Chen

(10) **Patent No.:** **US D967,912 S**
(45) **Date of Patent:** **** Oct. 25, 2022**

(54) **WEIGHTED BAND**

(71) Applicant: **ZhenBang Chen**, Zhongshan (CN)

(72) Inventor: **ZhenBang Chen**, Zhongshan (CN)

(**) Term: **15 Years**

(21) Appl. No.: **29/794,356**

(22) Filed: **Jun. 11, 2021**

(51) **LOC (13) Cl.** **21-02**

(52) **U.S. Cl.**
USPC **D21/683**

(58) **Field of Classification Search**
USPC D21/675, 680, 681, 677, 683, 684, 685
See application file for complete search history.

(56) **References Cited**

U.S. PATENT DOCUMENTS

4,239,211	A *	12/1980	Wilkerson	B63C 11/30 273/DIG. 30
D297,658	S *	9/1988	Winston	D21/683
D339,838	S *	9/1993	Winston	D21/683
D526,691	S *	8/2006	Fu	D21/683
D627,836	S	11/2010	Hanoun		
D850,546	S	6/2019	Reese		
D888,167	S	6/2020	Kislevitz et al.		
D909,499	S	2/2021	Gilbert		
D934,099	S *	10/2021	Qin	D21/683
D952,773	S *	5/2022	Chen	D21/683
2007/0099774	A1 *	5/2007	Bruback	A63B 21/0602 482/105
2009/0253560	A1 *	10/2009	Cook	A63B 21/4007 482/105
2016/0129296	A1 *	5/2016	Haley	A63B 21/0004 482/105

OTHER PUBLICATIONS

Tone-y- bands store, announced 2016[online], [site visited Mar. 9, 2022], Available on internet, URL:https://www.amazon.com/Tone-y-Bands-Adjustable-Wearable-Weights-Exercise/dp/B01N1LFZUP/ref (Year: 2016).*

Pahtto, announced 2021 [online], [site visited Mar. 9, 2022], Available on internet, URL:https://www.amazon.com/PAHTTO-Weights-Bangles-Different-Resistance/dp/B09286GWJY/ref (Year: 2021).*
Tosamc, announced 2018[online], [site visited Mar. 9, 2022], Available on internet, URL:https://www.amazon.com/TOSAMC-Durable-Wrist-Weights-Black-3-0LB/dp/B083HQTCM2/ref (Year: 2018).*

* cited by examiner

Primary Examiner — Khawaja Anwar

Assistant Examiner — Julice Seung Eun Oum

(74) *Attorney, Agent, or Firm* — Rमित Ranjit Kanakia

(57) **CLAIM**

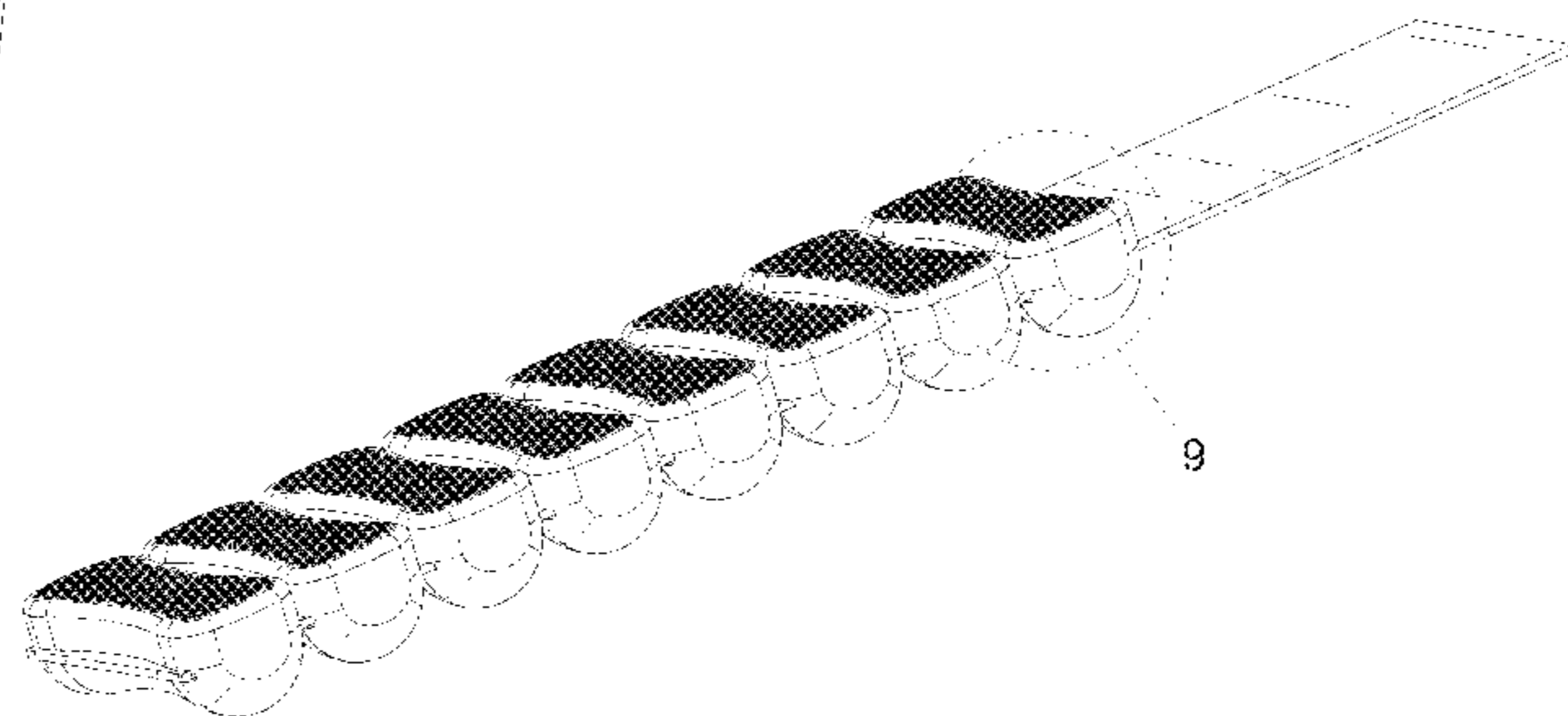
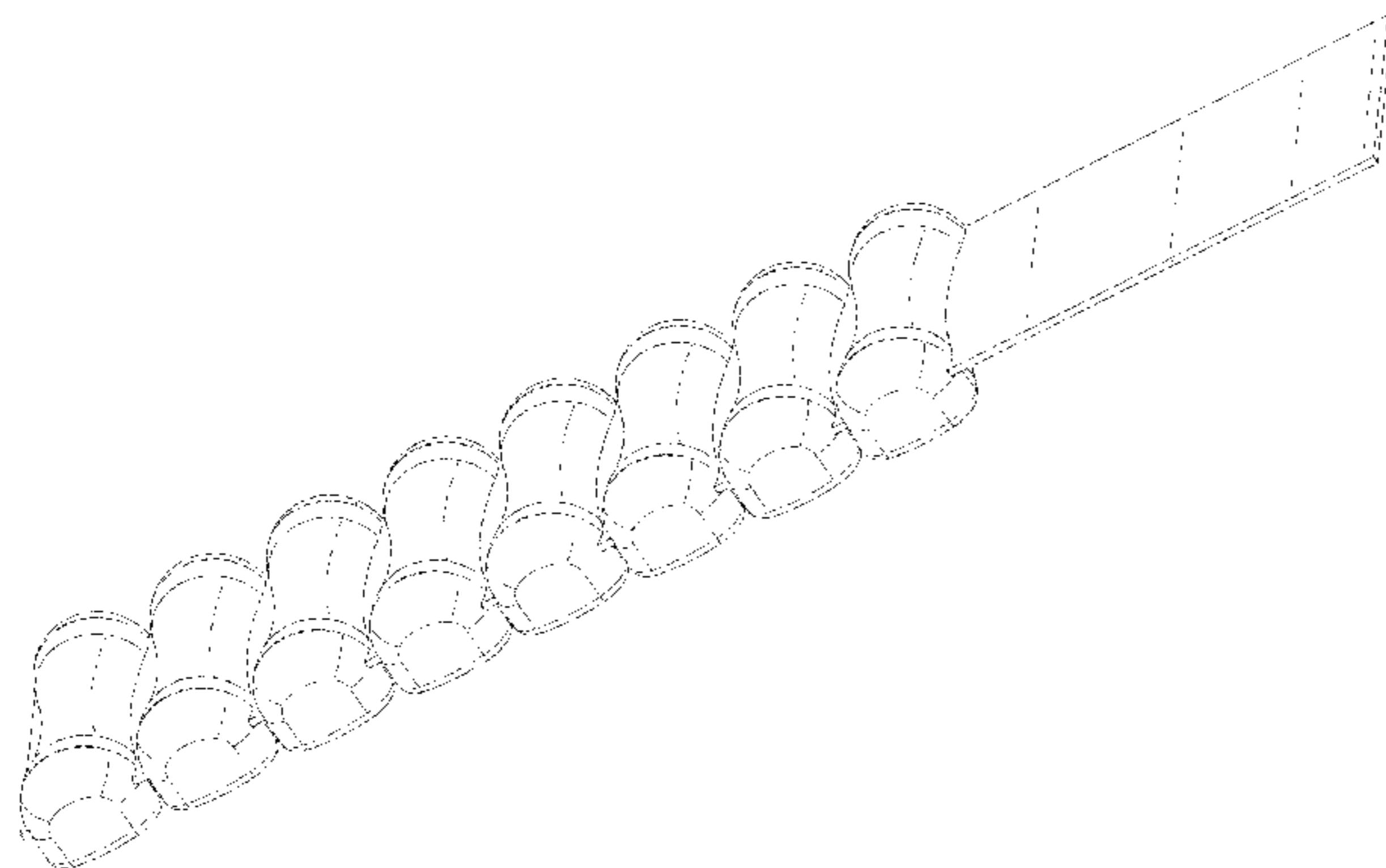
The ornamental design for a weighted band, as shown and described.

DESCRIPTION

FIG. 1 is a front perspective view of a weighted band showing my new design;
FIG. 2 is rear perspective view thereof;
FIG. 3 is a front view thereof;
FIG. 4 is a rear view thereof;
FIG. 5 is a right-side view thereof;
FIG. 6 is a left-side view thereof;
FIG. 7 is a top view thereof;
FIG. 8 is a bottom view thereof; and,
FIG. 9 is an enlarged view of the encircled portion 9 of FIG. 2.

The broken lines in the drawings depict portions of the weighted band that form no part of the claimed design.

1 Claim, 6 Drawing Sheets



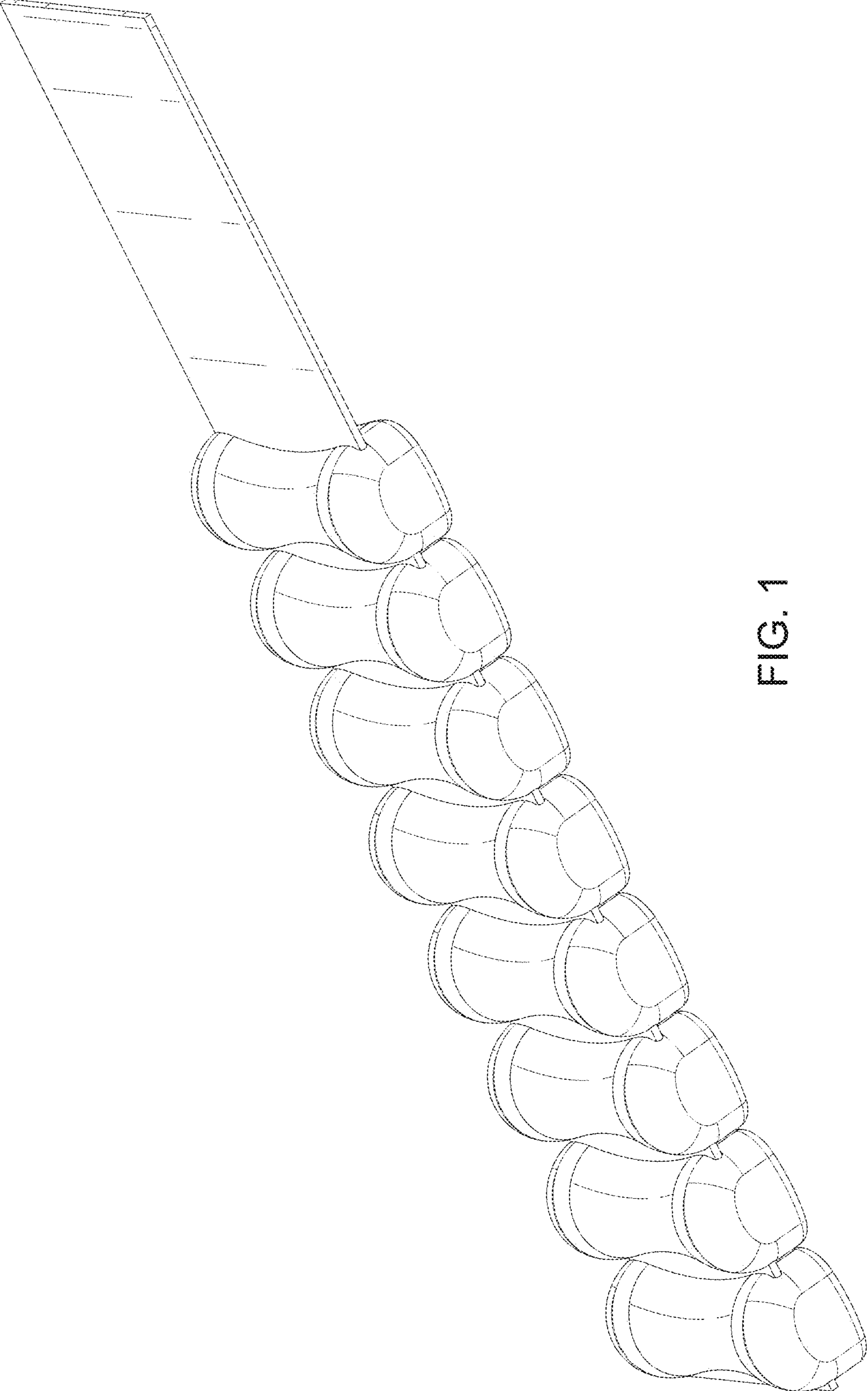


FIG. 1

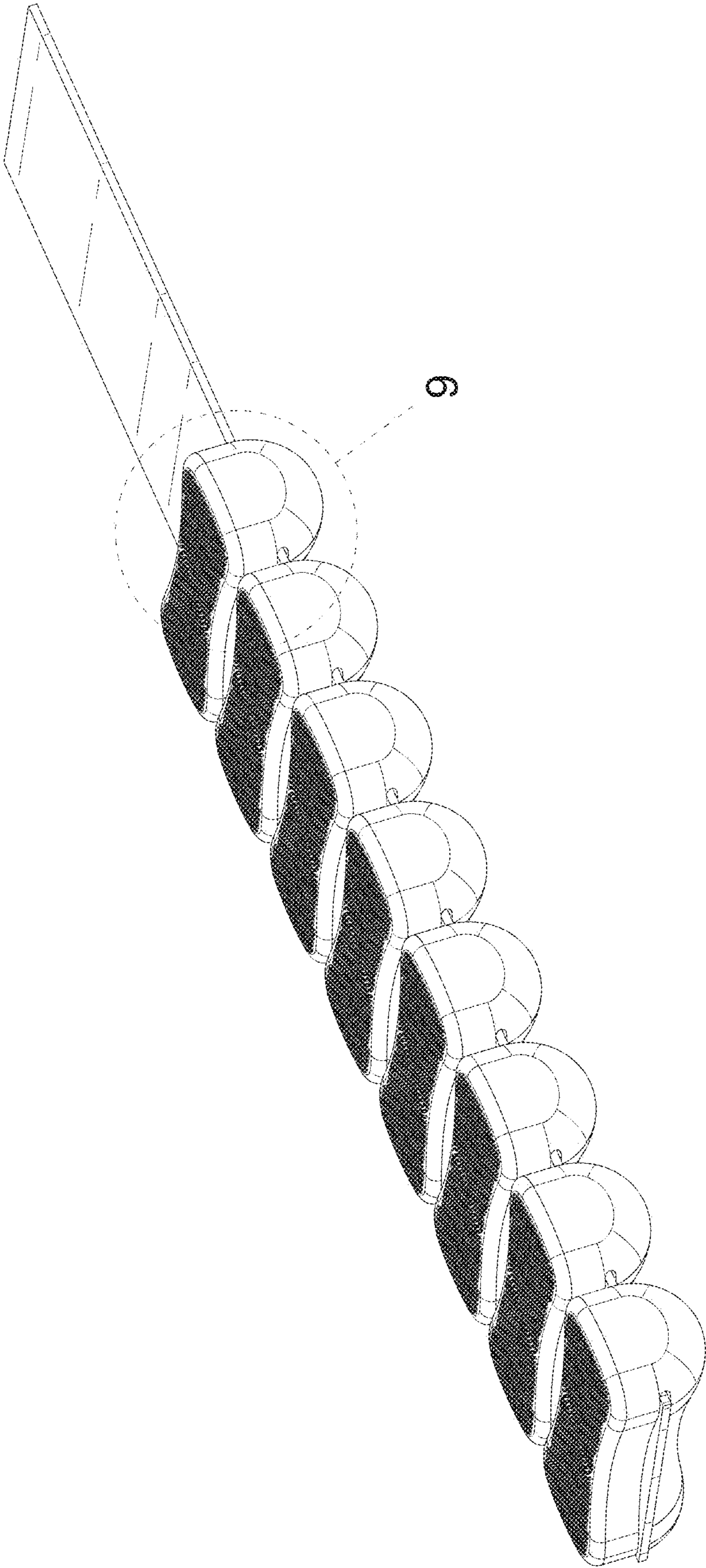


FIG. 2

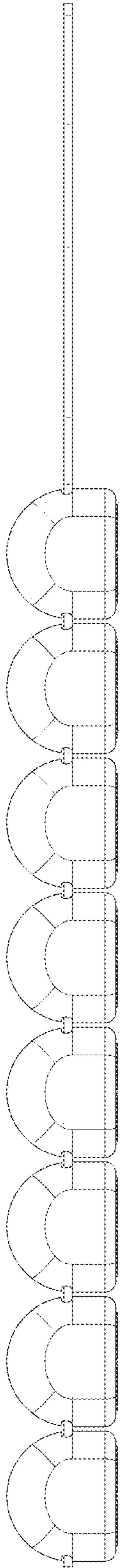


FIG. 3

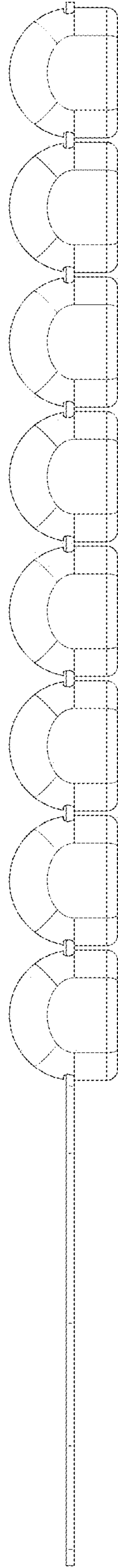


FIG. 4




FIG. 5




FIG. 6

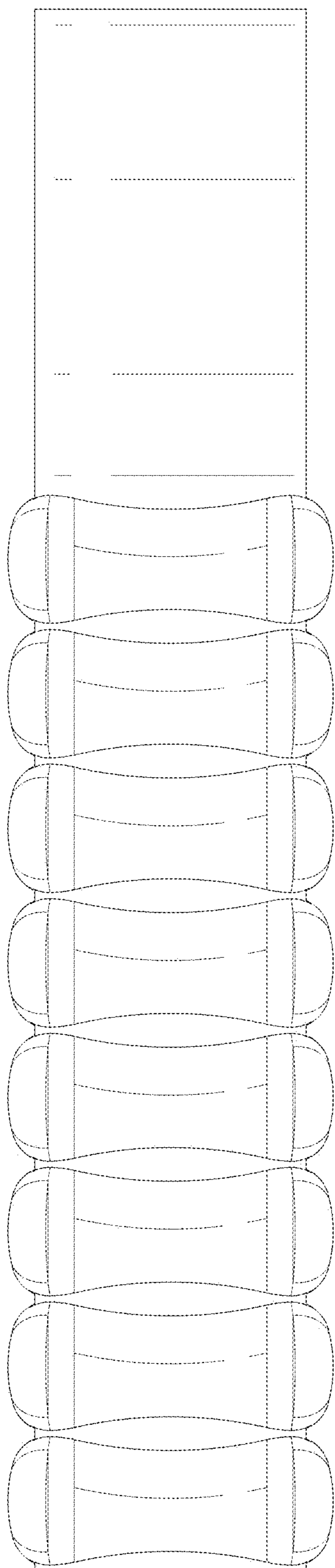


FIG. 7

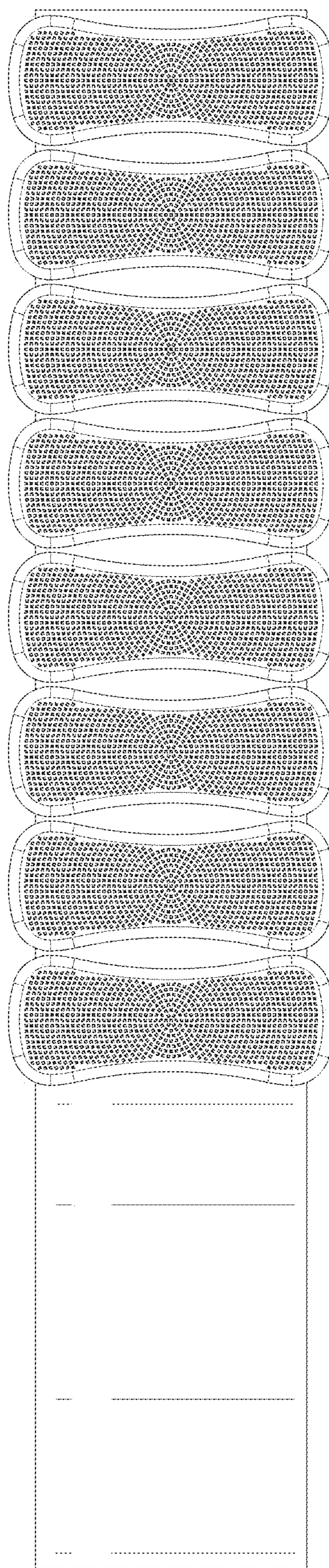


FIG. 8

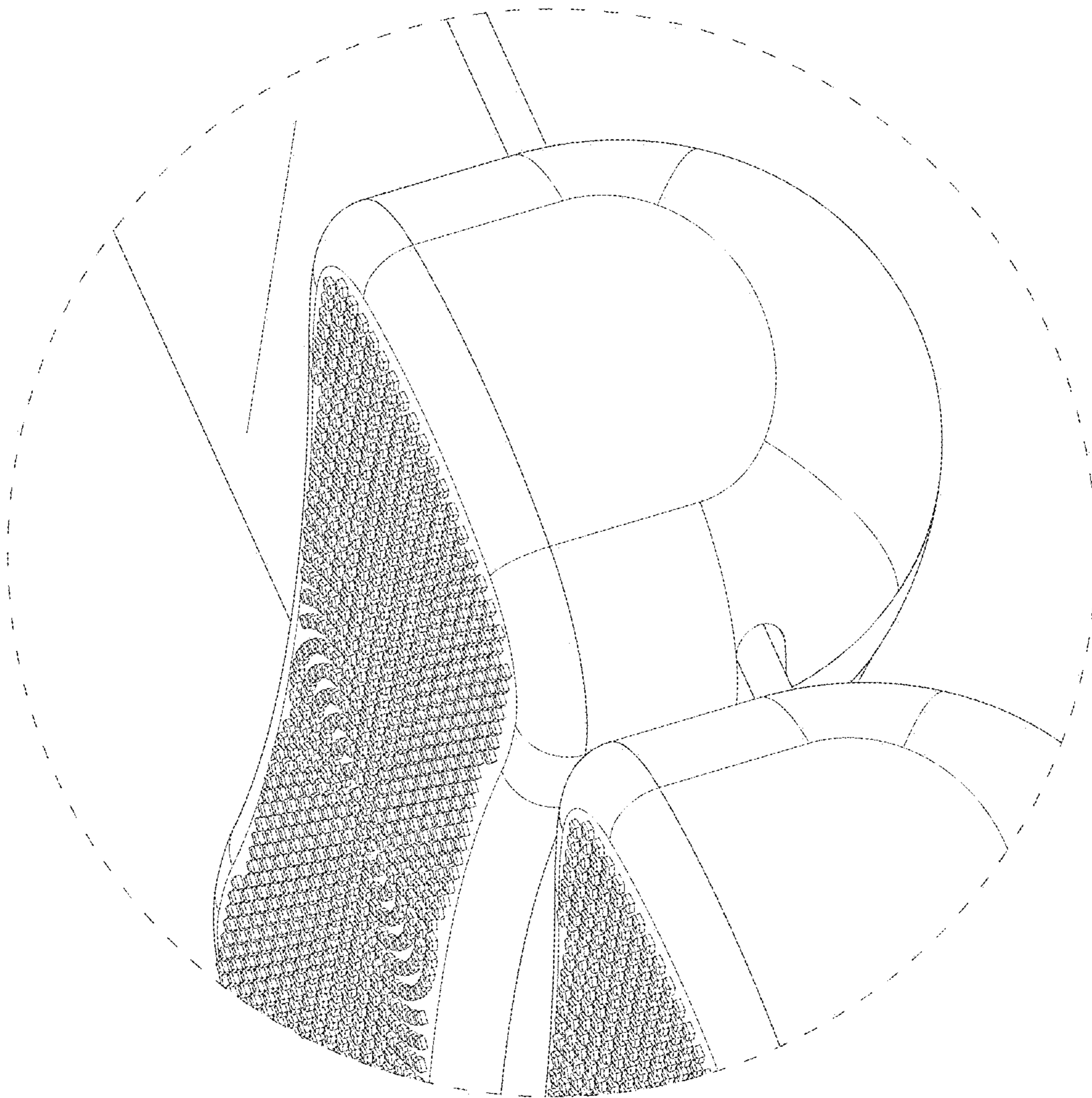


FIG. 9