



US00D967909S

(12) **United States Design Patent** (10) **Patent No.:** **US D967,909 S**
Shao (45) **Date of Patent:** **** Oct. 25, 2022**

(54) **DINOSAUR BARREL TOY**
(71) Applicant: **Jialin Shao**, Shantou (CN)
(72) Inventor: **Jialin Shao**, Shantou (CN)
(**) Term: **15 Years**
(21) Appl. No.: **29/790,100**
(22) Filed: **Nov. 4, 2021**
(30) **Foreign Application Priority Data**
Sep. 13, 2021 (CN) 202130604412.7
(51) **LOC (13) Cl.** **21-02**
(52) **U.S. Cl.**
USPC **D21/615; D7/628; D7/629**
(58) **Field of Classification Search**
USPC D21/587, 591-593, 596, 615, 621-625,
D21/630, 631, 639, 658-661; D7/509,
D7/510, 511, 514, 515, 519, 539, 612,
D7/613, 623, 628, 629; D9/600, 601,
D9/605
CPC A63H 11/18; A63H 11/20
See application file for complete search history.

(56) **References Cited**
U.S. PATENT DOCUMENTS
5,480,341 A * 1/1996 Plakos A63H 3/16
D21/615
D394,693 S * 5/1998 Koutsouflakis D21/615
D397,744 S * 9/1998 Brummer D21/615
D503,018 S * 3/2005 Shih D21/597
D609,285 S * 2/2010 Wilson D21/615
D669,138 S * 10/2012 Wong D21/615
D675,480 S * 2/2013 Thomas D7/510
D695,072 S * 12/2013 Franco D7/619.2

D695,073 S * 12/2013 Franco D7/515
D723,853 S * 3/2015 Giraldez D9/623
D723,854 S * 3/2015 Giraldez D9/623
D735,533 S * 8/2015 Kolano D7/539
D745,612 S 12/2015 Glover
D762,271 S 7/2016 Chow
D790,801 S * 7/2017 Stern D21/615
D804,587 S 12/2017 Cohen
D819,754 S * 6/2018 Gillenwater D21/590
D843,790 S * 3/2019 Kang D9/608
D856,731 S * 8/2019 Bodie D7/613
D891,264 S * 7/2020 Stevens D9/601
D896,586 S * 9/2020 Wolfgram D7/579
D928,246 S * 8/2021 Chen D21/615
D932,836 S * 10/2021 Kim D7/510
D933,139 S * 10/2021 Chen D21/615
D939,032 S * 12/2021 Chen D21/615
D952,057 S * 5/2022 Chen D21/615


* cited by examiner
Primary Examiner — Michael C Stout
Assistant Examiner — Melvin L Davis
(74) *Attorney, Agent, or Firm* — Zhihua Han

(57) **CLAIM**
The ornamental design for a dinosaur barrel toy, as shown and described.

DESCRIPTION

FIG. 1 is a first perspective view of a dinosaur barrel toy showing my new design;
FIG. 2 is a second perspective view thereof;
FIG. 3 is a front view thereof;
FIG. 4 is a back view thereof;
FIG. 5 is a left side view thereof;
FIG. 6 is a right side view thereof;
FIG. 7 is a top view thereof; and,
FIG. 8 is a bottom view thereof.

1 Claim, 8 Drawing Sheets






FIG. 1




FIG. 2




FIG. 3



FIG. 4




FIG. 5




FIG. 6




FIG. 7




FIG. 8