

US00D967908S

(12) **United States Design Patent**
Shao

(10) **Patent No.:** **US D967,908 S**

(45) **Date of Patent:** **** Oct. 25, 2022**

(54) **DINOSAUR BARREL TOY**

(71) Applicant: **Jialin Shao**, Shantou (CN)

(72) Inventor: **Jialin Shao**, Shantou (CN)

(**) Term: **15 Years**

(21) Appl. No.: **29/790,099**

(22) Filed: **Nov. 4, 2021**

(30) **Foreign Application Priority Data**

Sep. 13, 2021 (CN) 202130604412.7

(51) **LOC (13) Cl.** **21-02**

(52) **U.S. Cl.**
USPC **D21/615**; D7/628; D7/629

(58) **Field of Classification Search**
USPC D21/587, 591-593, 596, 615, 621-625,
D21/630, 631, 639, 658-661; D7/509,
D7/510, 511, 514, 515, 519, 539, 612,
D7/613, 623, 628, 629; D9/600, 601,
D9/605

CPC A63H 11/18; A63H 11/20
See application file for complete search history.

(56) **References Cited**

U.S. PATENT DOCUMENTS

5,480,341	A	*	1/1996	Plakos	A63H 3/16
						D21/615
D394,693	S	*	5/1998	Koutsouflakis	D21/615
D397,744	S	*	9/1998	Brummer	D21/615
D503,018	S	*	3/2005	Shih	D21/597
D609,285	S	*	2/2010	Wilson	D21/615
D669,138	S	*	10/2012	Wong	D21/615
D675,480	S	*	2/2013	Thomas	D7/510
D695,072	S	*	12/2013	Franco	D7/619.2

D695,073	S	*	12/2013	Franco	D7/515
D723,853	S	*	3/2015	Giraldez	D9/623
D723,854	S	*	3/2015	Giraldez	D9/623
D735,533	S	*	8/2015	Kolano	D7/539
D745,612	S		12/2015	Glover		
D762,271	S		7/2016	Chow		
D790,801	S	*	7/2017	Stern	D21/615
D804,587	S		12/2017	Cohen		
D819,754	S	*	6/2018	Gillenwater	D21/590
D843,790	S	*	3/2019	Kang	D9/608
D856,731	S	*	8/2019	Bodie	D7/613
D891,264	S	*	7/2020	Stevens	D9/601
D896,586	S	*	9/2020	Wolfgram	D7/579
D928,246	S	*	8/2021	Chen	D21/615
D932,836	S	*	10/2021	Kim	D7/510
D933,139	S	*	10/2021	Chen	D21/615
D939,032	S	*	12/2021	Chen	D21/615
D952,057	S	*	5/2022	Chen	D21/615

* cited by examiner

Primary Examiner — Michael C Stout

Assistant Examiner — Melvin L Davis

(74) *Attorney, Agent, or Firm* — Zhihua Han

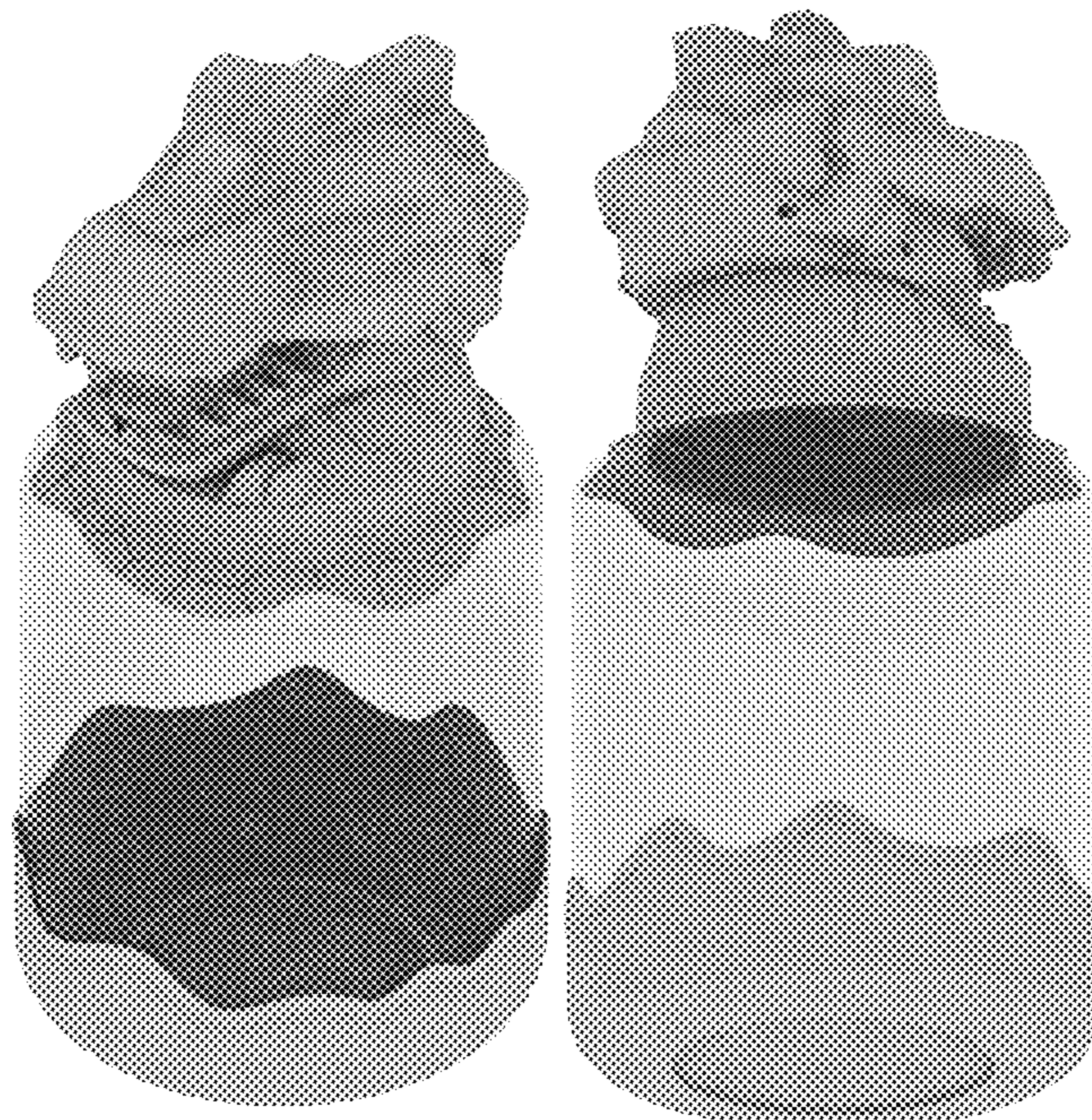
(57) **CLAIM**

The ornamental design for a dinosaur barrel toy, as shown and described.

DESCRIPTION

FIG. 1 is a first perspective view of a dinosaur barrel toy showing my new design;
FIG. 2 is a second perspective view thereof;
FIG. 3 is a front view thereof;
FIG. 4 is a back view thereof;
FIG. 5 is a left side view thereof;
FIG. 6 is a right side view thereof;
FIG. 7 is a top view thereof; and,
FIG. 8 is a bottom view thereof.

1 Claim, 8 Drawing Sheets



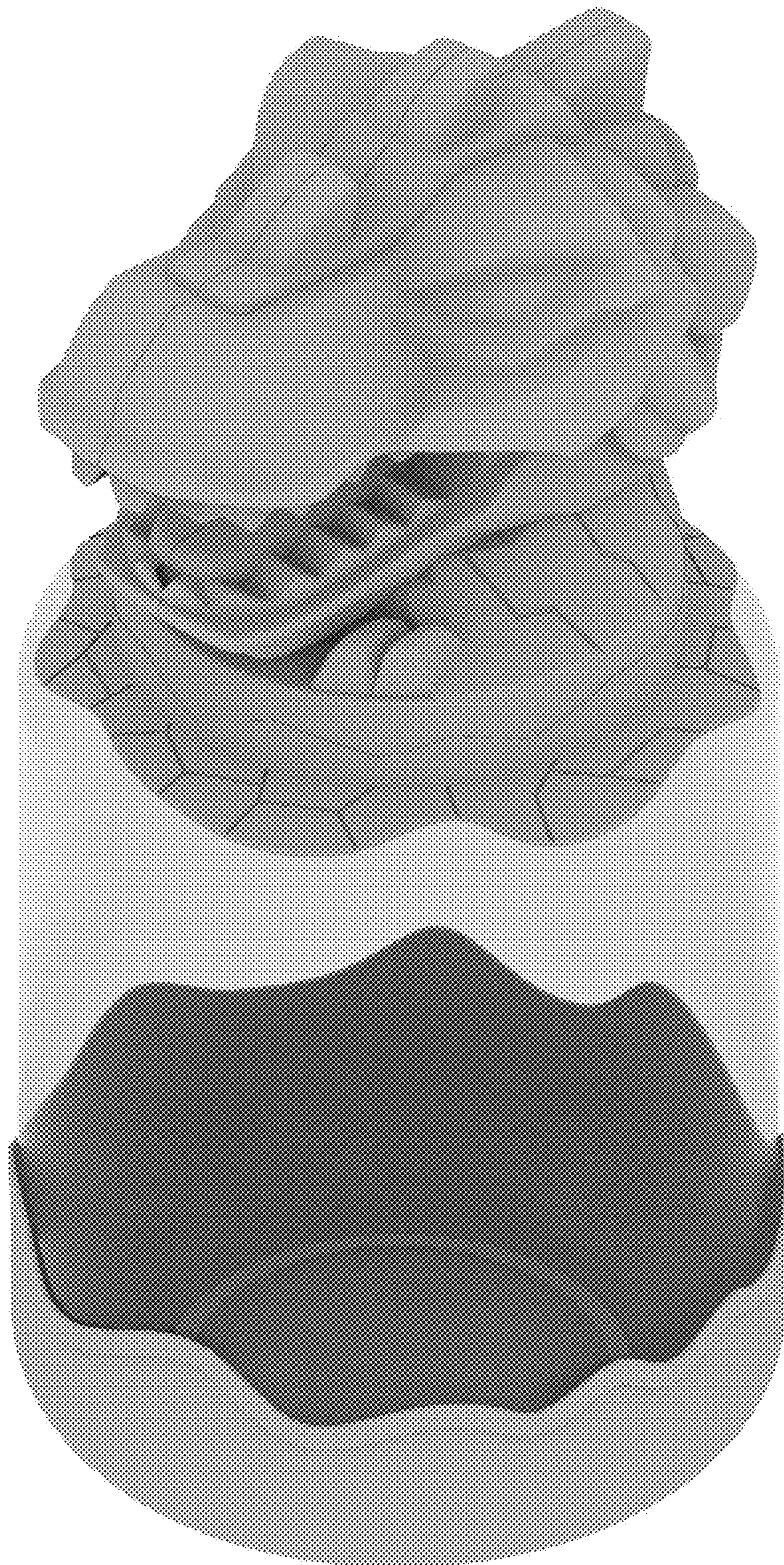


FIG. 1



FIG. 2



FIG. 3




FIG. 4




FIG. 5




FIG. 6

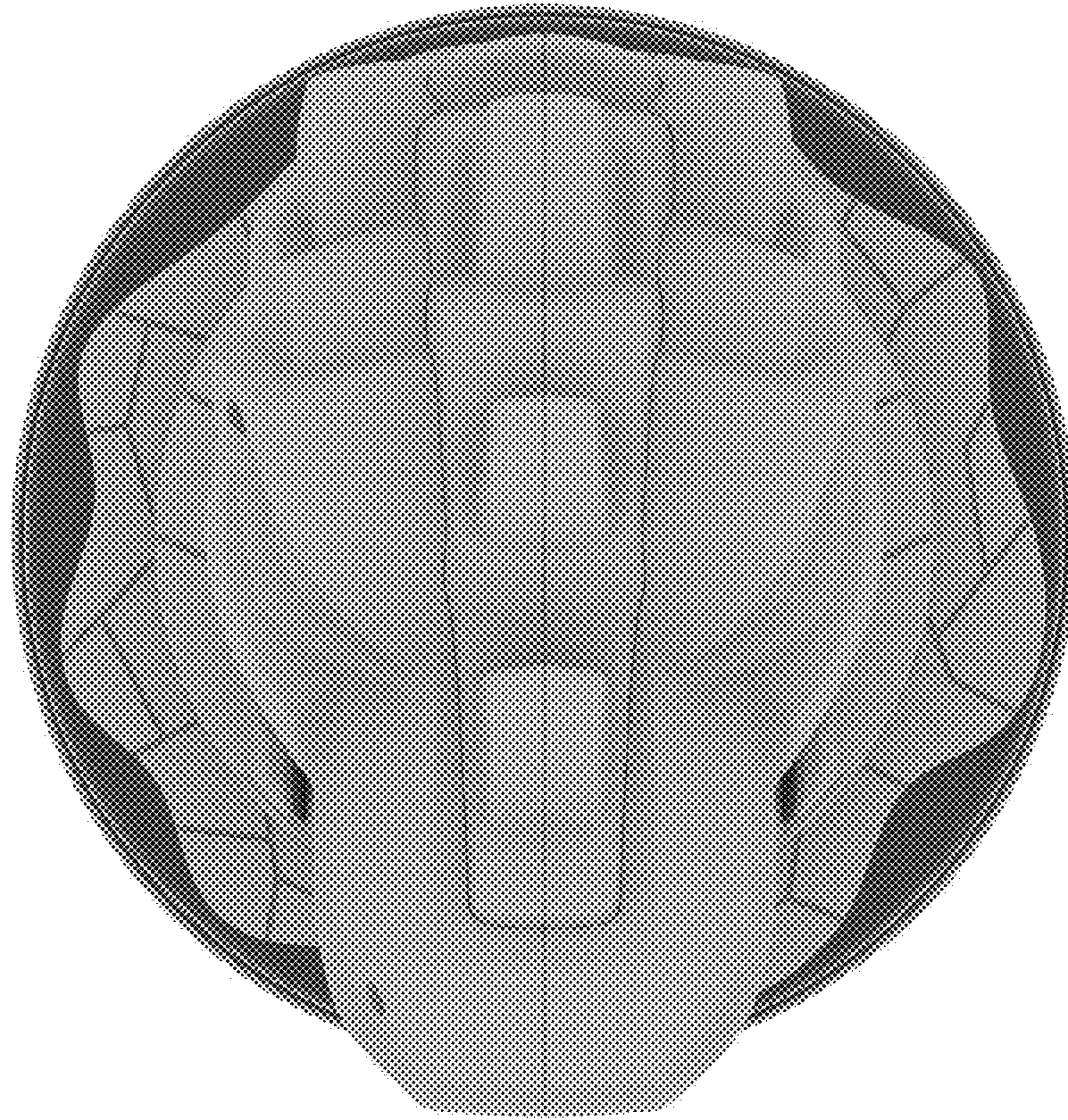


FIG. 7



FIG. 8