



US00D967901S

(12) **United States Design Patent** (10) **Patent No.:** **US D967,901 S**
Hussey et al. (45) **Date of Patent:** **** Oct. 25, 2022**

(54) **BAR TOP GAMING MACHINE DISPLAY**

(71) Applicant: **IGT**, Las Vegas, NV (US)

(72) Inventors: **Lance Hussey**, Thousand Oaks, CA (US); **Shushuo Wu**, Thousand Oaks, CA (US)

(73) Assignee: **IGT**, Las Vegas, NV (US)

(**) Term: **15 Years**

(21) Appl. No.: **29/693,647**

(22) Filed: **Jun. 4, 2019**

(51) **LOC (13) Cl.** **21-03**

(52) **U.S. Cl.**
USPC **D21/369**

(58) **Field of Classification Search**
USPC D21/369, 370, 329; 463/46
CPC .. G07F 17/32; G07F 17/3216; G07F 17/3202;
G07F 17/322; G07F 17/3209; G07F
17/3246
See application file for complete search history.

(56) **References Cited**

U.S. PATENT DOCUMENTS

5,813,914	A	9/1998	McKay et al.	
6,688,984	B2	2/2004	Cole	
6,976,919	B2 *	12/2005	Cole G07F 17/32 292/216
6,997,810	B2	2/2006	Cole	
D549,785	S *	8/2007	Luciano, Jr. D21/370
7,267,613	B2	9/2007	Cole	
D559,917	S	1/2008	Cole	
7,396,282	B2	7/2008	Gauselmann	
D628,654	S *	12/2010	Miesch G07F 17/322 D21/369
7,993,198	B2	8/2011	Walker et al.	
8,033,902	B2	10/2011	Wells et al.	
8,272,947	B2	9/2012	Gagner et al.	

8,864,135	B2	10/2014	Baerlocher et al.	
8,870,663	B2	10/2014	Cole	
9,443,385	B2	9/2016	Adiraju et al.	
9,508,220	B2	11/2016	Walker et al.	
9,824,523	B2	11/2017	Cannon et al.	
D872,188	S	1/2020	Bernard et al.	
D872,189	S	1/2020	Bernard et al.	
D873,921	S	1/2020	Bernard et al.	
10,559,165	B1 *	2/2020	Kelley G07F 17/3209
D878,473	S *	3/2020	Thoeni D21/329
D880,609	S	4/2020	Bernard et al.	
D880,612	S *	4/2020	Bernard D21/369
D880,614	S *	4/2020	Bernard D21/369

(Continued)

Primary Examiner — Ryan Harvey

(74) *Attorney, Agent, or Firm* — Neal, Gerber & Eisenberg LLP

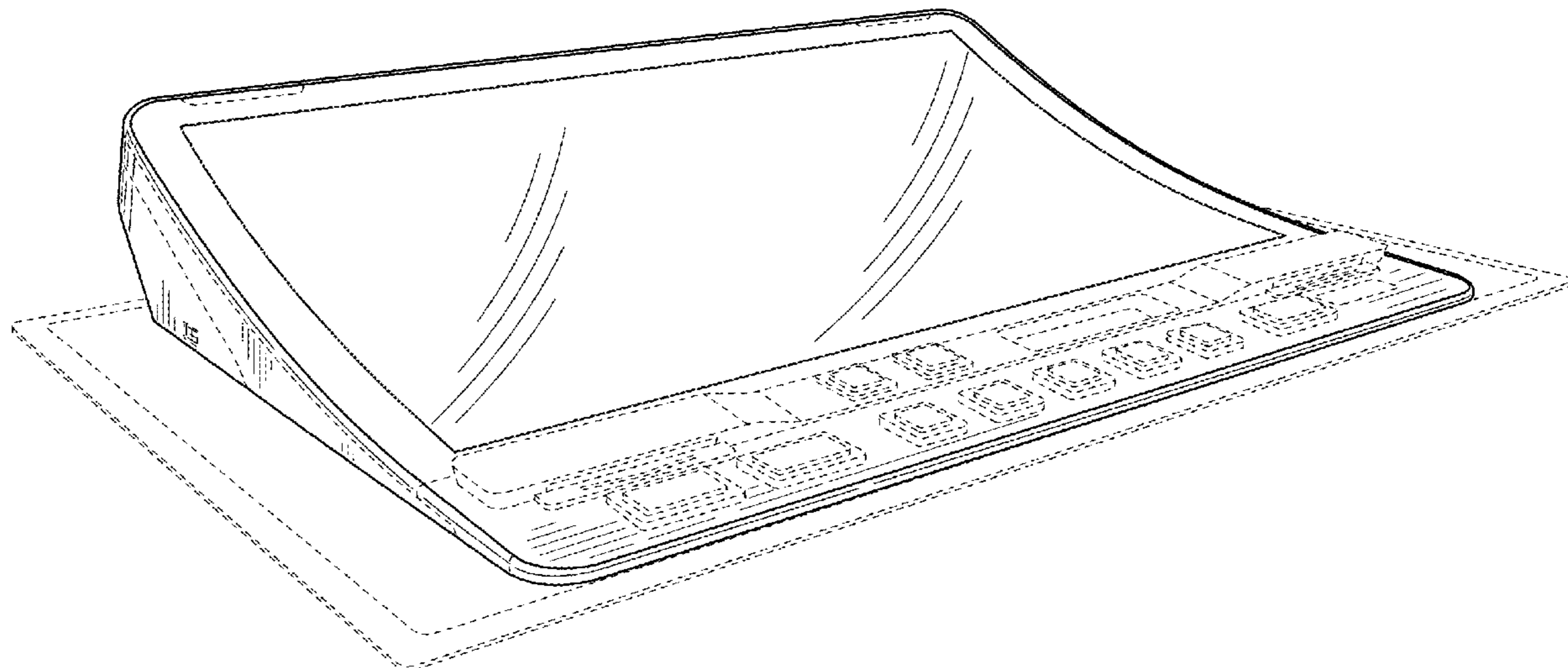
(57) **CLAIM**

The ornamental design for a bar top gaming machine display, as shown and described herein.

DESCRIPTION

FIG. 1 is a front top perspective view of a bar top gaming machine display of our new design.
FIG. 2 is a front view of the bar top gaming machine display of FIG. 1.
FIG. 3 is a rear view of the bar top gaming machine display of FIG. 1.
FIG. 4 is a right side view of the bar top gaming machine display of FIG. 1.
FIG. 5 is a left side view of the bar top gaming machine display of FIG. 1.
FIG. 6 is a top view of the bar top gaming machine display of FIG. 1; and,
FIG. 7 is a bottom view of the bar top gaming machine display of FIG. 1.
The portions shown in phantom are not part of the claimed design.

1 Claim, 5 Drawing Sheets



(56)

References Cited

U.S. PATENT DOCUMENTS

D880,615 S *	4/2020	Bernard	D21/369
D881,995 S *	4/2020	Bernard	D21/369
D883,391 S *	5/2020	Urban	D21/369
D886,905 S	6/2020	Bernard et al.	
D887,495 S *	6/2020	Bernard	D21/369
D887,496 S *	6/2020	Urban	D21/370
D951,358 S *	5/2022	Hemerick	D21/369
2008/0108439 A1 *	5/2008	Cole	G07F 17/32 361/695
2009/0111573 A1	4/2009	Iddings	
2009/0124396 A1 *	5/2009	Vetter	G07F 17/32 463/46
2009/0221375 A1	9/2009	Luciano et al.	
2009/0233681 A1	9/2009	Tsukahara	
2012/0178539 A1 *	7/2012	Cole	G07F 17/322 463/46
2014/0274252 A1	9/2014	Chun	

* cited by examiner

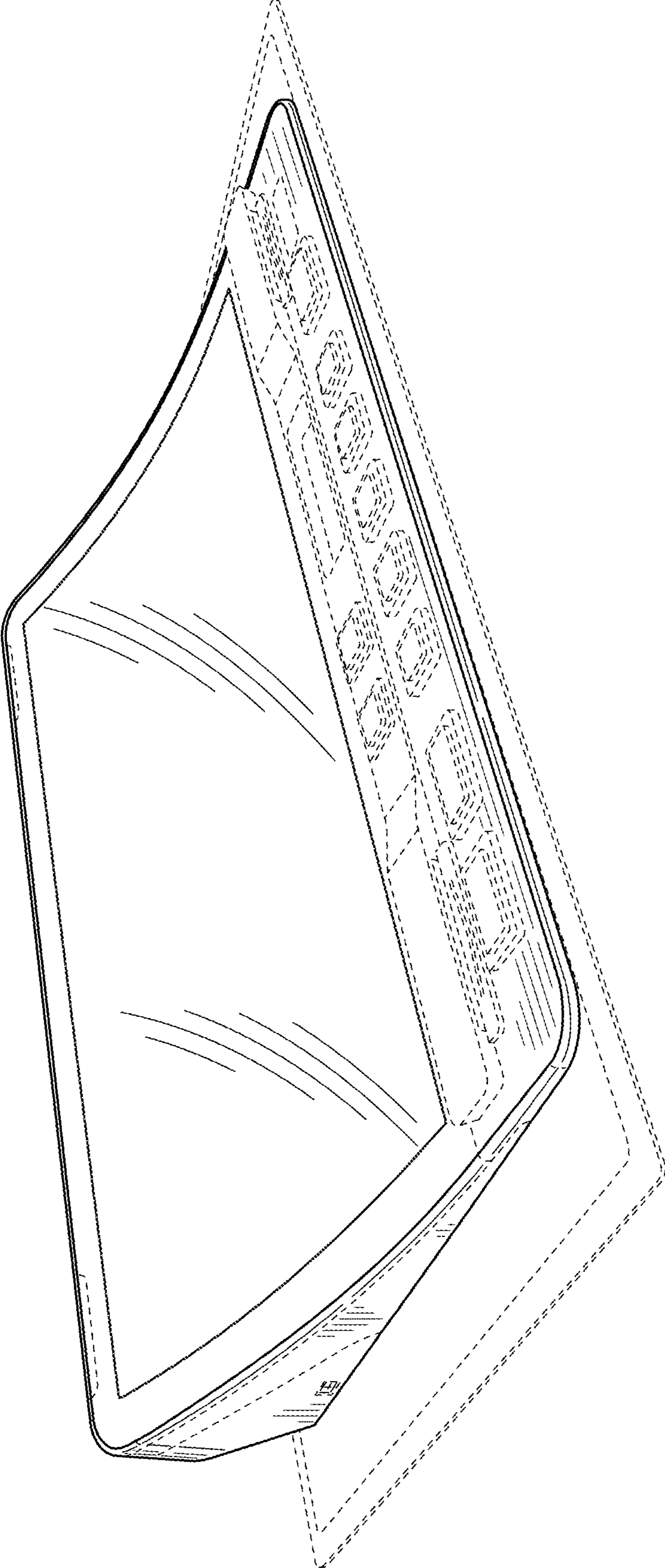


FIG. 1




FIG. 2




FIG. 3

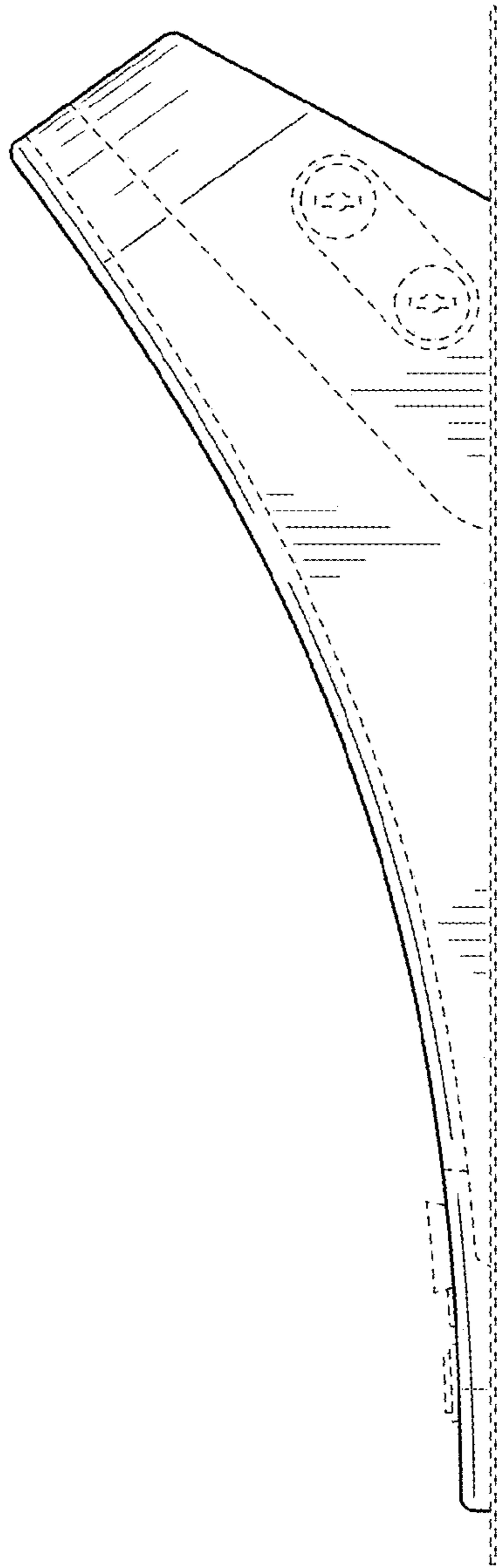


FIG. 4

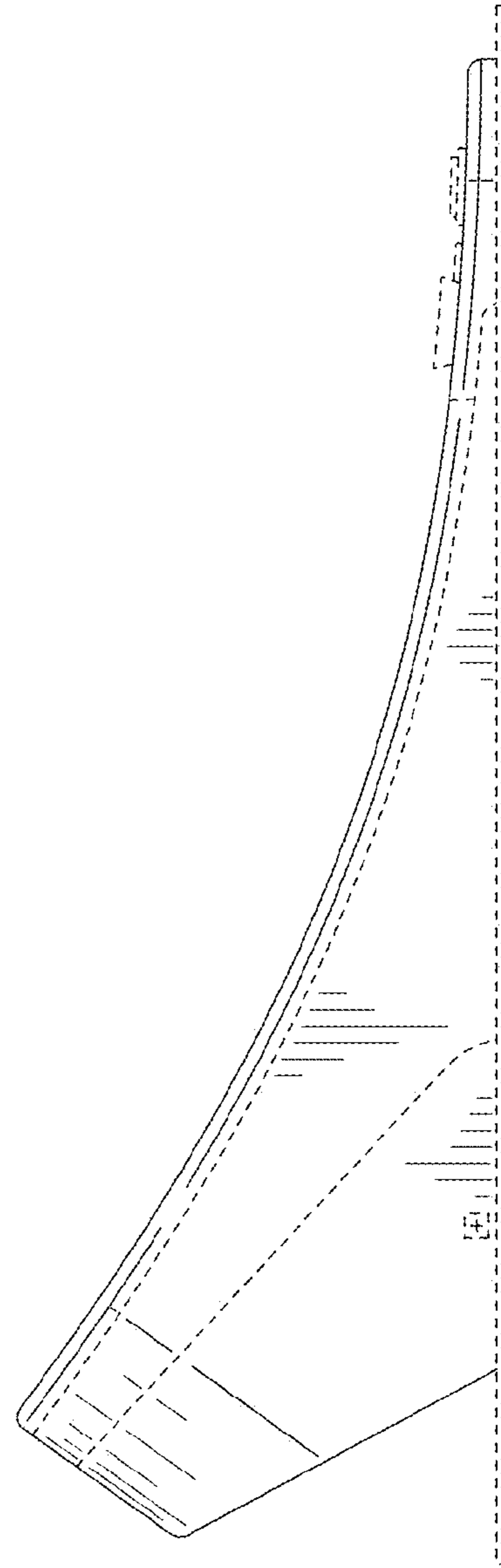


FIG. 5

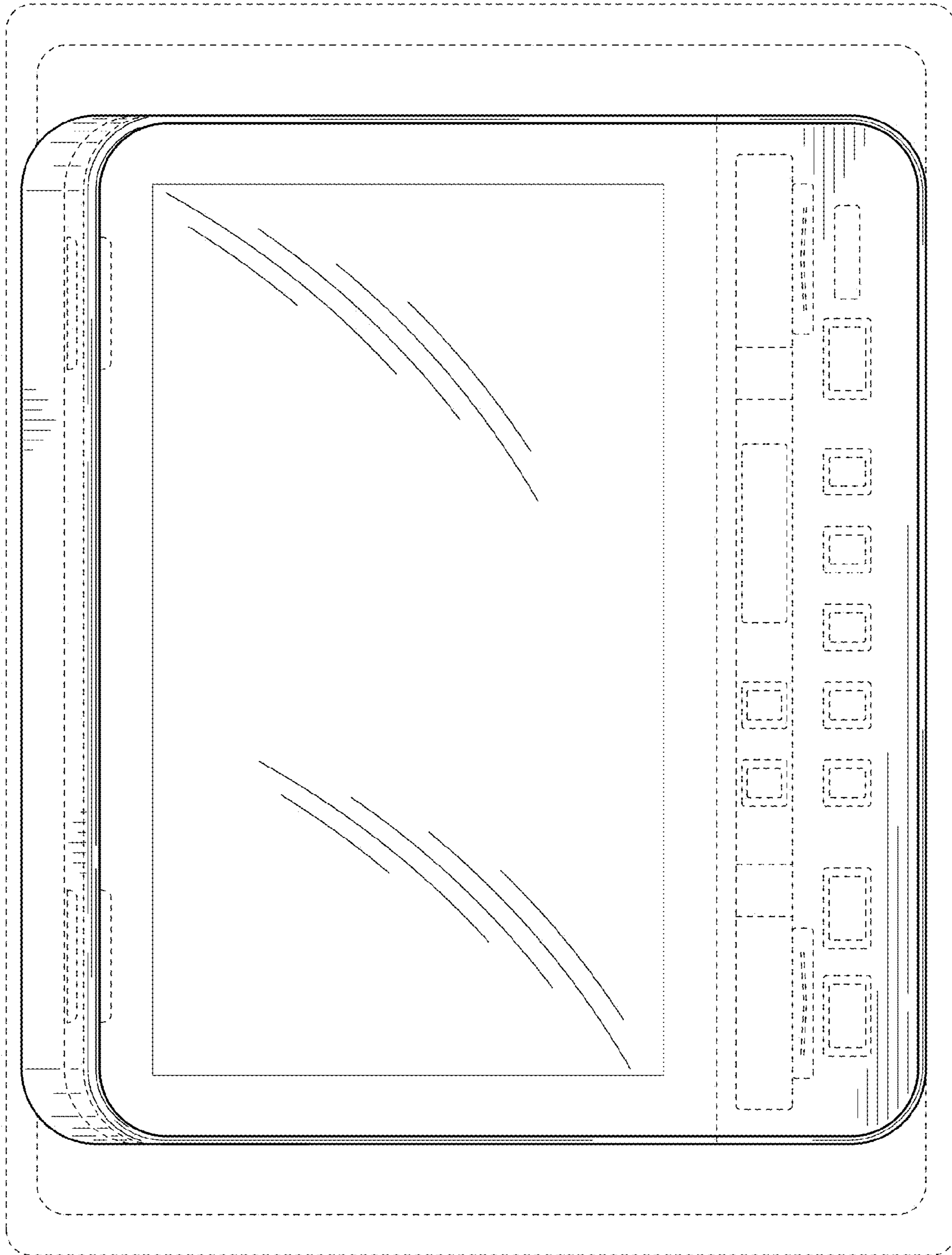


FIG. 6




FIG. 7