



US00D967812S

(12) **United States Design Patent** (10) **Patent No.:** **US D967,812 S**
Li (45) **Date of Patent:** **** Oct. 25, 2022**

(54) **MOBILE PHONE SHELL**
(71) Applicant: **Zhihua Li**, Shenzhen (CN)
(72) Inventor: **Zhihua Li**, Shenzhen (CN)
(**) Term: **15 Years**

2016/0173158 A1* 6/2016 Day A45C 11/00
455/575.8
2020/0015558 A1* 1/2020 Kane A45C 11/00
2021/0119660 A1* 4/2021 Yu A45C 13/008
2021/0409058 A1* 12/2021 Johnson A45C 1/06
2022/0209809 A1* 6/2022 Wright H04M 1/035

(21) Appl. No.: **29/806,648**
(22) Filed: **Sep. 3, 2021**
(51) **LOC (13) Cl.** **14-03**
(52) **U.S. Cl.**
USPC **D14/250**
(58) **Field of Classification Search**
USPC D14/250
CPC A45C 11/00; H04B 1/3888; H04M 1/18
See application file for complete search history.

FOREIGN PATENT DOCUMENTS

CN 107877002 A * 4/2018
CN 307326601 * 5/2022

OTHER PUBLICATIONS

Iphone case, upload date May 2022, site visited Jul. 30, 2022,
<https://www.ebay.com/itm/334449350716>.*

* cited by examiner

Primary Examiner — John R Yeh
(74) *Attorney, Agent, or Firm* — Justin Lampel

(56) **References Cited**
U.S. PATENT DOCUMENTS

(57) **CLAIM**

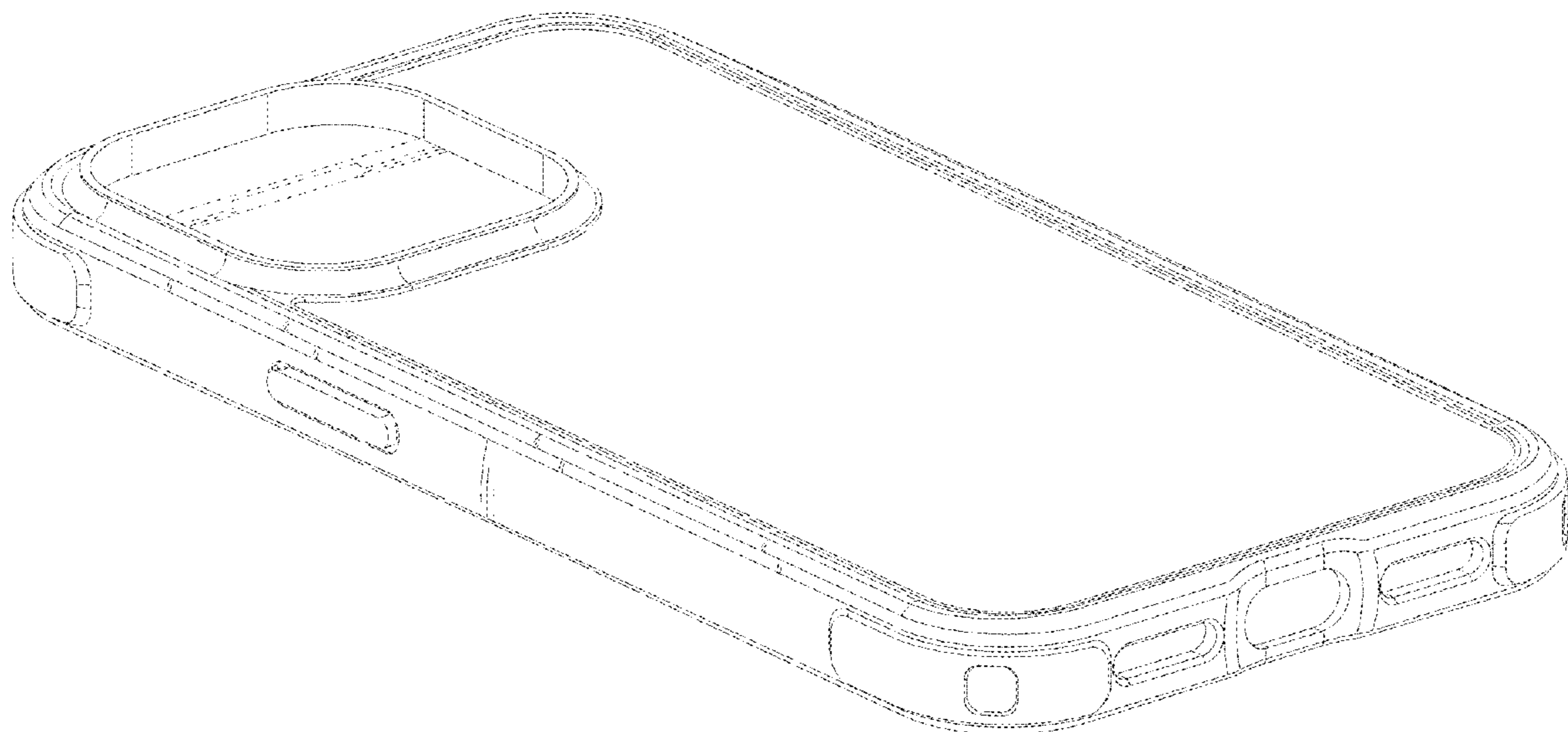
The ornamental design for a mobile phone shell, as shown and described.

D716,784 S *	11/2014	Wen	D14/250
D750,610 S *	3/2016	Chen	D14/250
D754,652 S *	4/2016	Roberts	D14/250
D884,690 S *	5/2020	Kim	D14/250
D896,212 S *	9/2020	Wang	D14/250
D904,385 S *	12/2020	Weng	D14/250
D905,679 S *	12/2020	Kim	D14/250
D907,623 S *	1/2021	Kwon	D14/250
D909,359 S *	2/2021	Kim	D14/250
D915,379 S *	4/2021	Kim	D14/250
D915,384 S *	4/2021	Kim	D14/250
D927,475 S *	8/2021	Zhang	D14/250
D940,698 S *	1/2022	Qu	D14/250
D948,494 S *	4/2022	Huang	D14/250
D954,695 S *	6/2022	Deng	D14/250
2016/0080022 A1*	3/2016	Radmard	H04B 1/3888 455/575.8

DESCRIPTION

FIG. 1 is a perspective view of a mobile phone shell showing the claimed design;
FIG. 2 is a top plan view thereof;
FIG. 3 is a left side view thereof;
FIG. 4 is a front elevational view thereof;
FIG. 5 is a right side view thereof;
FIG. 6 is a rear elevational view thereof; and,
FIG. 7 is a bottom plan view thereof.
The broken lines depict portions of the mobile phone shell that form no part of the claimed design.

1 Claim, 7 Drawing Sheets



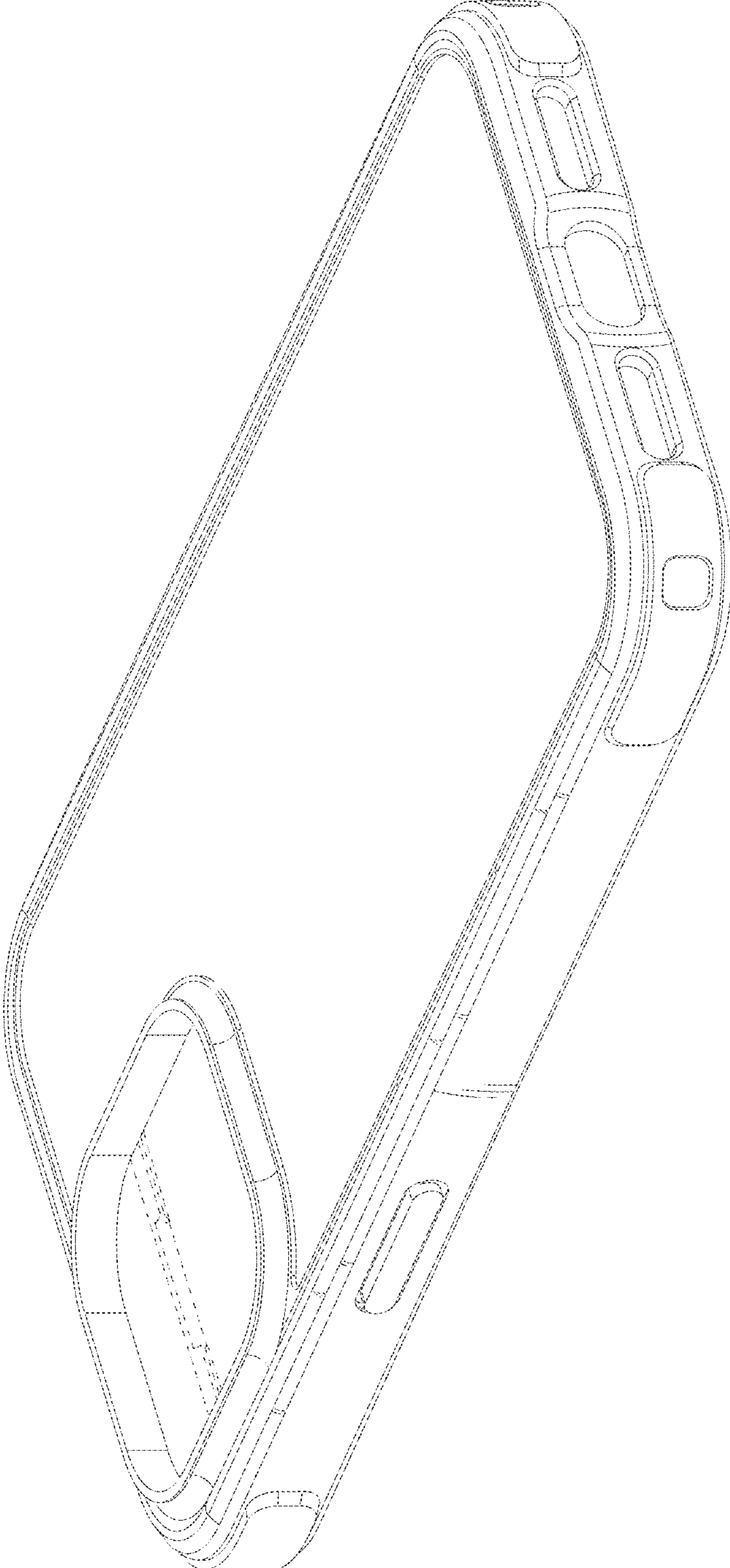


FIG. 1

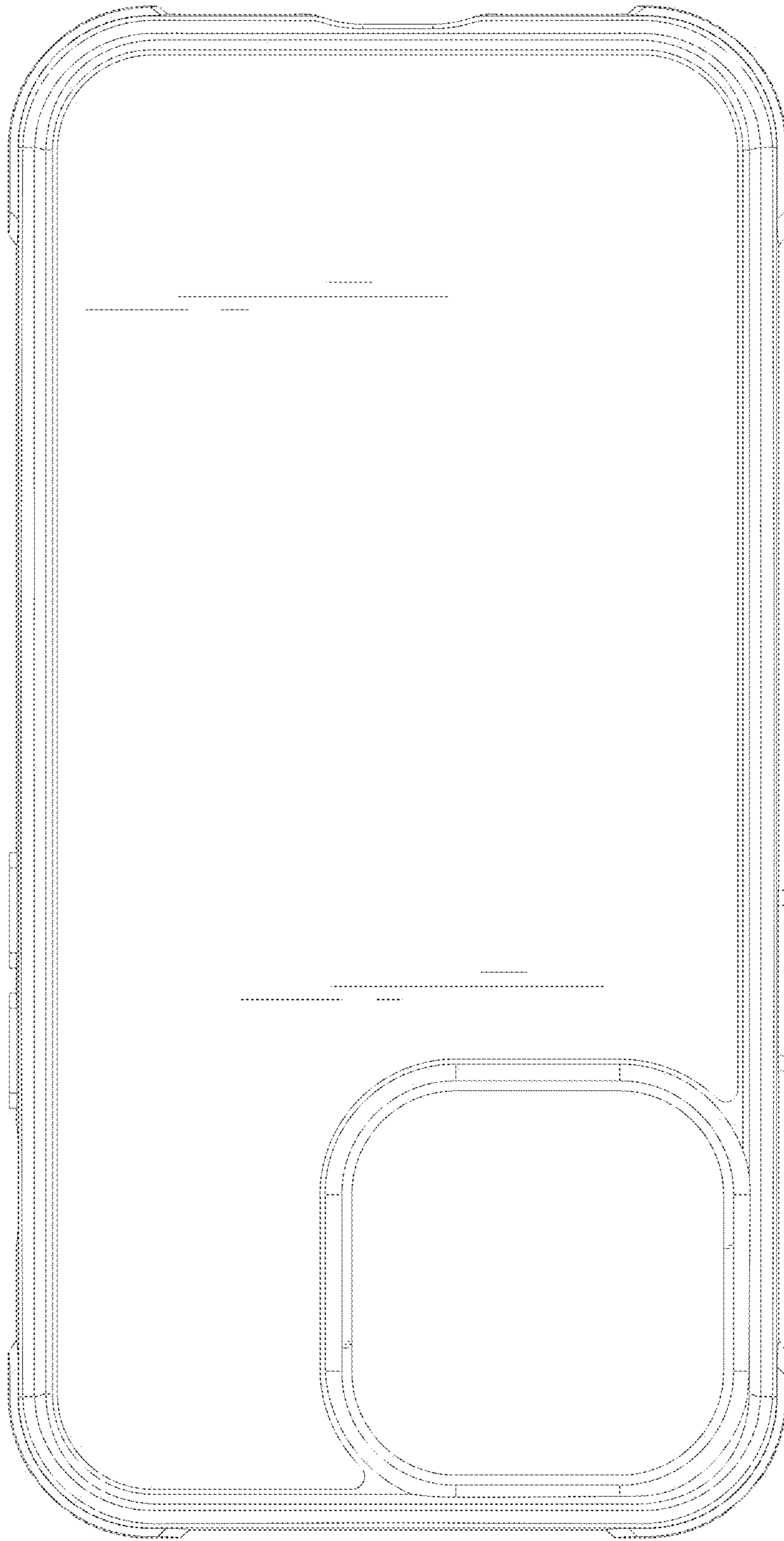


FIG. 2

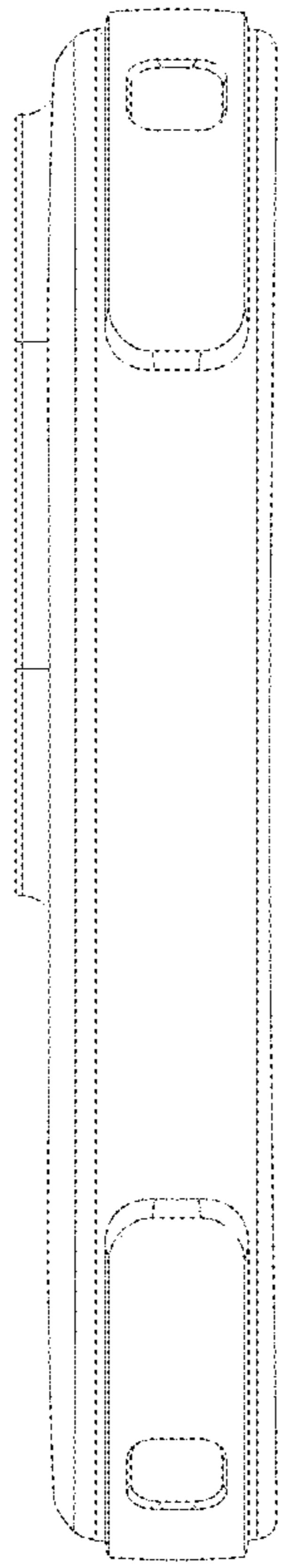


FIG. 3




FIG. 4

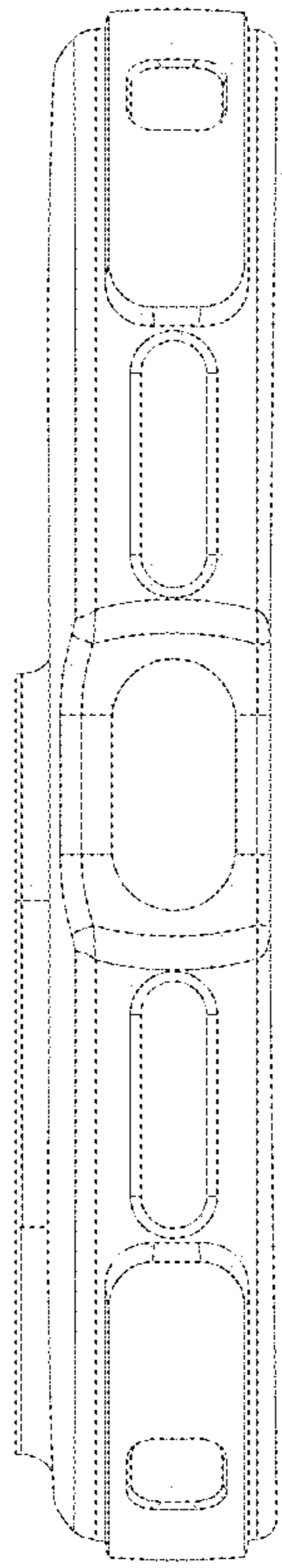


FIG. 5




FIG. 6




FIG. 7