



US00D967799S

(12) **United States Design Patent**  
**Xiong**

(10) **Patent No.:** **US D967,799 S**

(45) **Date of Patent:** **\*\* Oct. 25, 2022**

(54) **SOUND BOX**

(71) Applicant: **Shijie Xiong**, Xingning (CN)

(72) Inventor: **Shijie Xiong**, Xingning (CN)

(73) Assignee: **Shenzhen Zhilulong Technology Co., Ltd.**, Guangdong (CN)

(\*\*) Term: **15 Years**

(21) Appl. No.: **29/738,489**

(22) Filed: **Jun. 18, 2020**

(51) **LOC (13) Cl.** ..... **14-01**

(52) **U.S. Cl.**  
USPC ..... **D14/216**

(58) **Field of Classification Search**

USPC ..... D14/167, 170–172, 188, 193, 203.1,  
D14/203.2, 203.3, 203.4, 203.5, 203.6,  
D14/203.7, 203.8, 204, 209.1, 210–217,  
D14/219, 221, 222, 224, 226, 348, 433,  
D14/496–505; D16/207, 210, 218

CPC ..... B60R 11/0217; G06F 1/1688; G10K 9/22;  
G10K 11/004; H04R 1/02; H04R 1/021;  
H04R 1/023; H04R 1/025; H04R 1/026;  
H04R 1/028; H04R 1/323; H04R 1/403;  
H04R 1/2803; H04R 1/2834; H04R 5/00;  
H04R 5/02; H04R 9/06; H04R 2420/07

See application file for complete search history.

(56) **References Cited**

**U.S. PATENT DOCUMENTS**

D524,799 S \* 7/2006 Hibi ..... D14/216  
D597,526 S \* 8/2009 Garrett ..... D14/171

D719,138 S \* 12/2014 Schwartz ..... D14/216  
D728,521 S \* 5/2015 Zhang ..... D14/216  
D758,989 S \* 6/2016 Vogt, Jr. .... D14/204  
D760,697 S \* 7/2016 Zhao ..... D14/216  
D780,151 S \* 2/2017 Jeon ..... D14/171  
D807,327 S \* 1/2018 Xiong ..... D14/216  
D814,442 S \* 4/2018 Ye ..... D14/216  
D828,331 S \* 9/2018 Li ..... D14/216  
D829,690 S \* 10/2018 Chen ..... D14/216  
D836,595 S \* 12/2018 DeLuna ..... D14/204  
D886,793 S \* 6/2020 Roberts ..... D14/204

\* cited by examiner

*Primary Examiner* — Ramzi Almatrahi

(57) **CLAIM**

The ornamental design for a sound box, as shown and described.

**DESCRIPTION**

FIG. 1 is a top, front and right side perspective view of a sound box, showing my new design;  
FIG. 2 is a front elevation view thereof;  
FIG. 3 is a rear elevation view thereof;  
FIG. 4 is a left side elevation view thereof;  
FIG. 5 is a right side elevation view thereof;  
FIG. 6 is a top plan view thereof; and,  
FIG. 7 is a bottom plan view thereof.

The broken lines in the drawings depict portions of the sound box that form no part of the claimed design.

**1 Claim, 7 Drawing Sheets**






FIG. 1

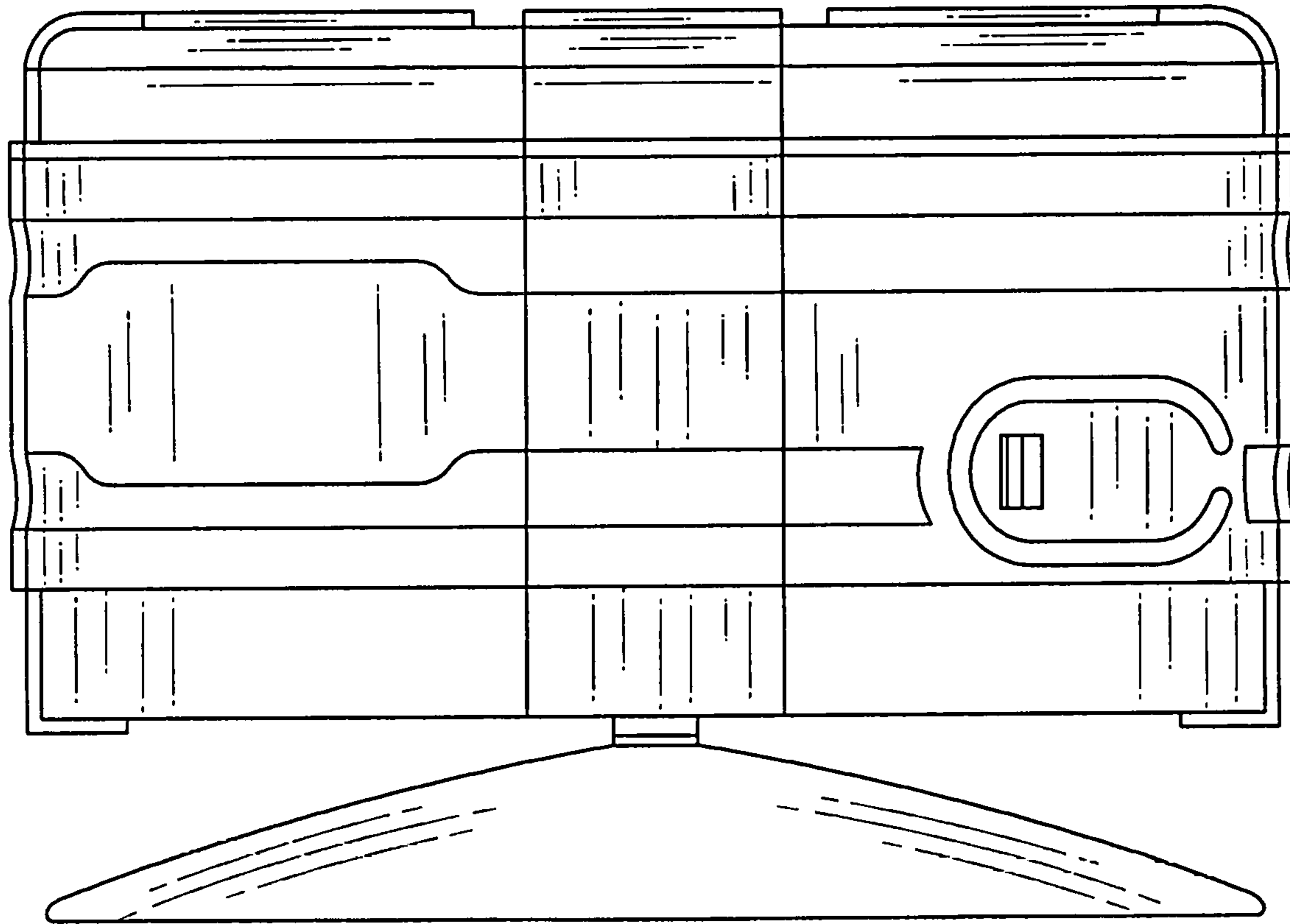


FIG. 2

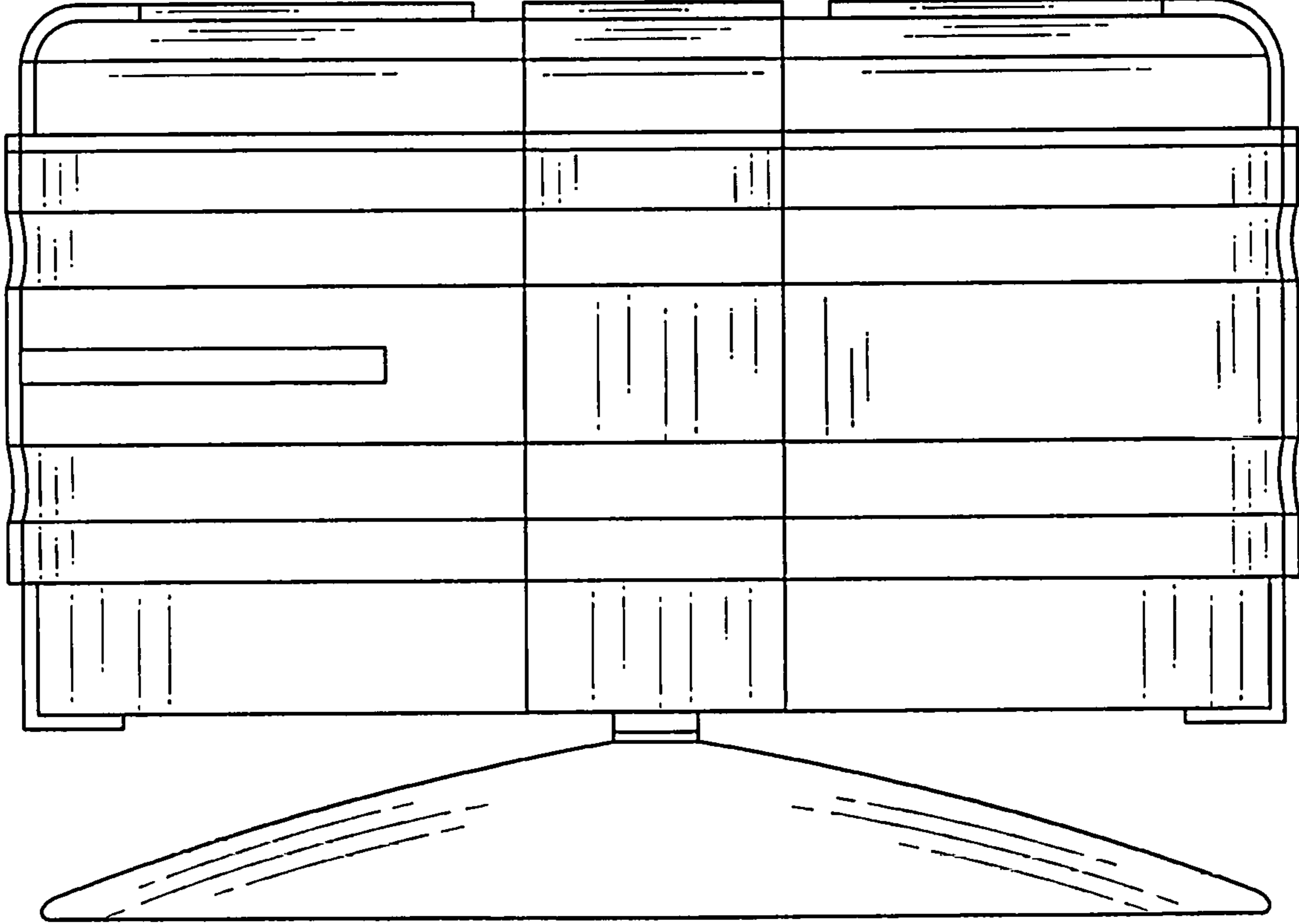


FIG. 3

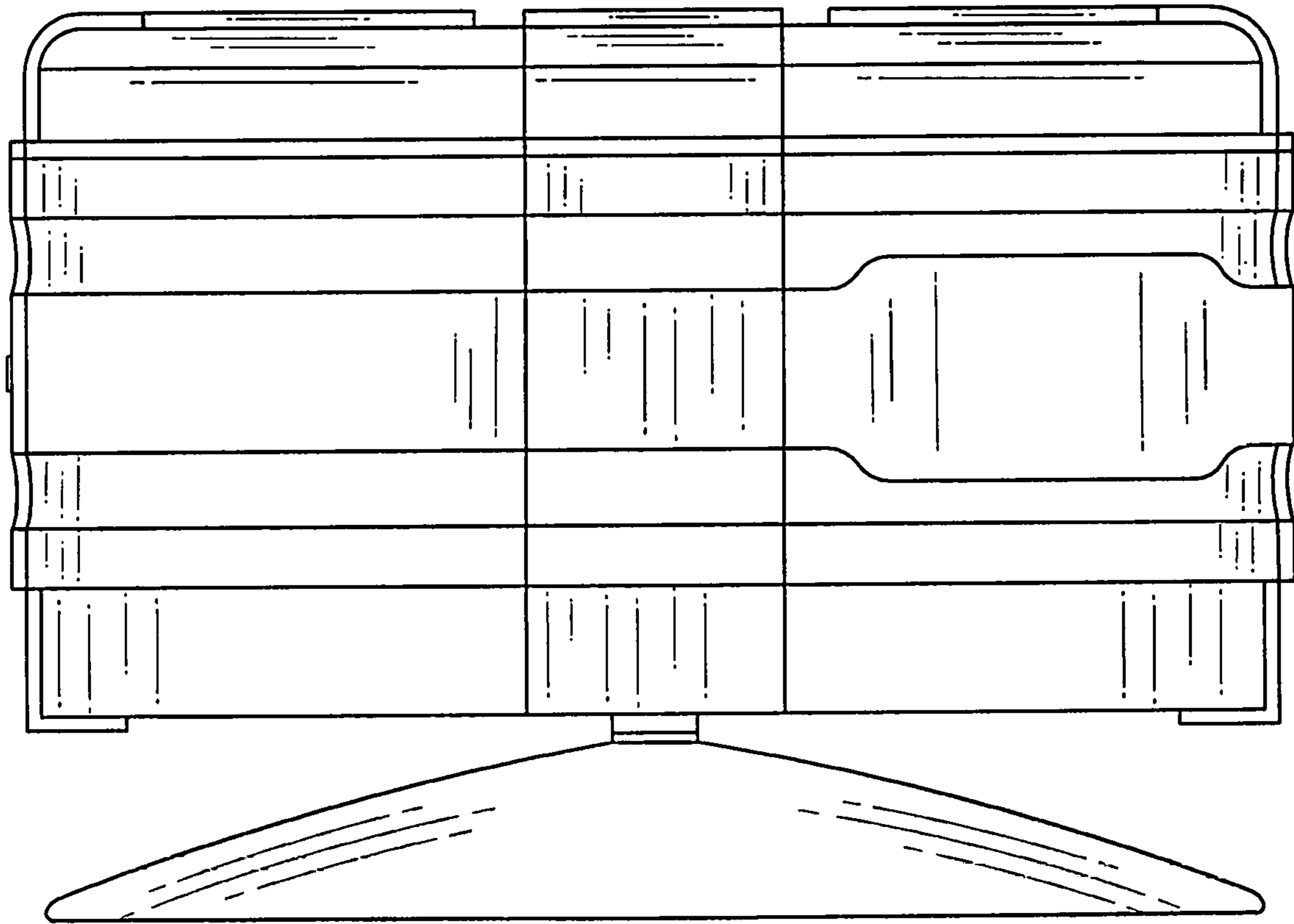


FIG. 4

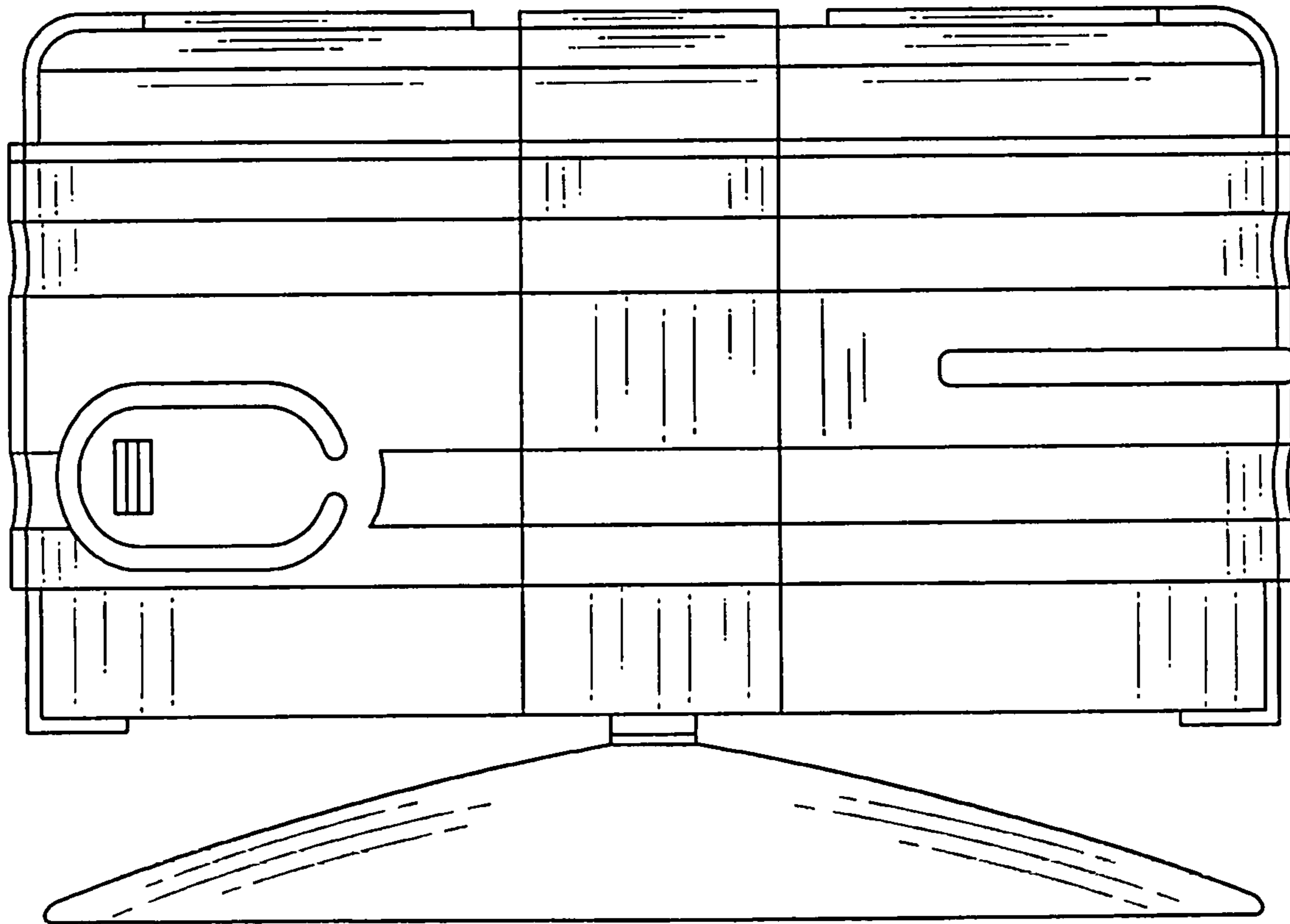


FIG. 5

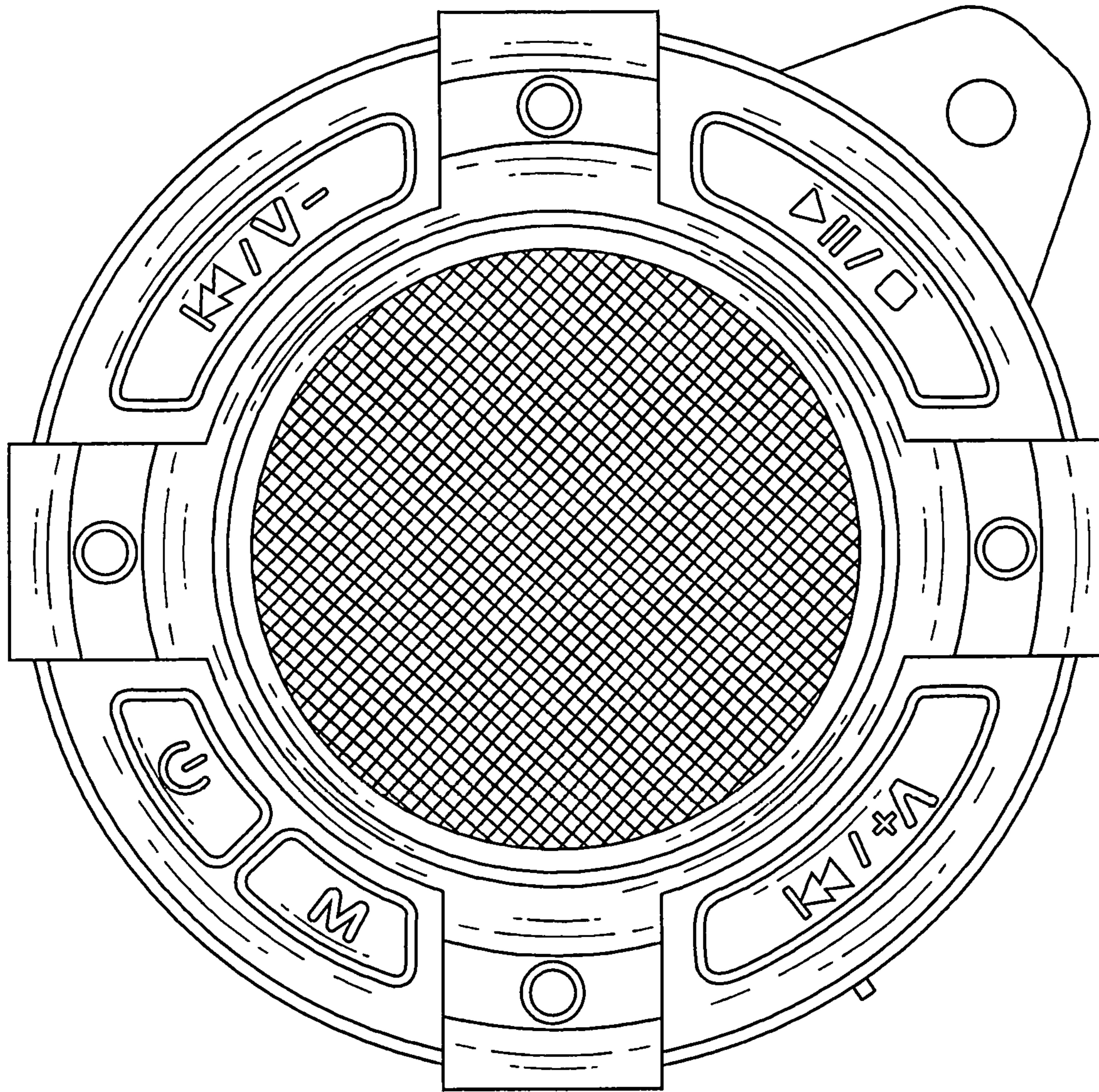


FIG. 6

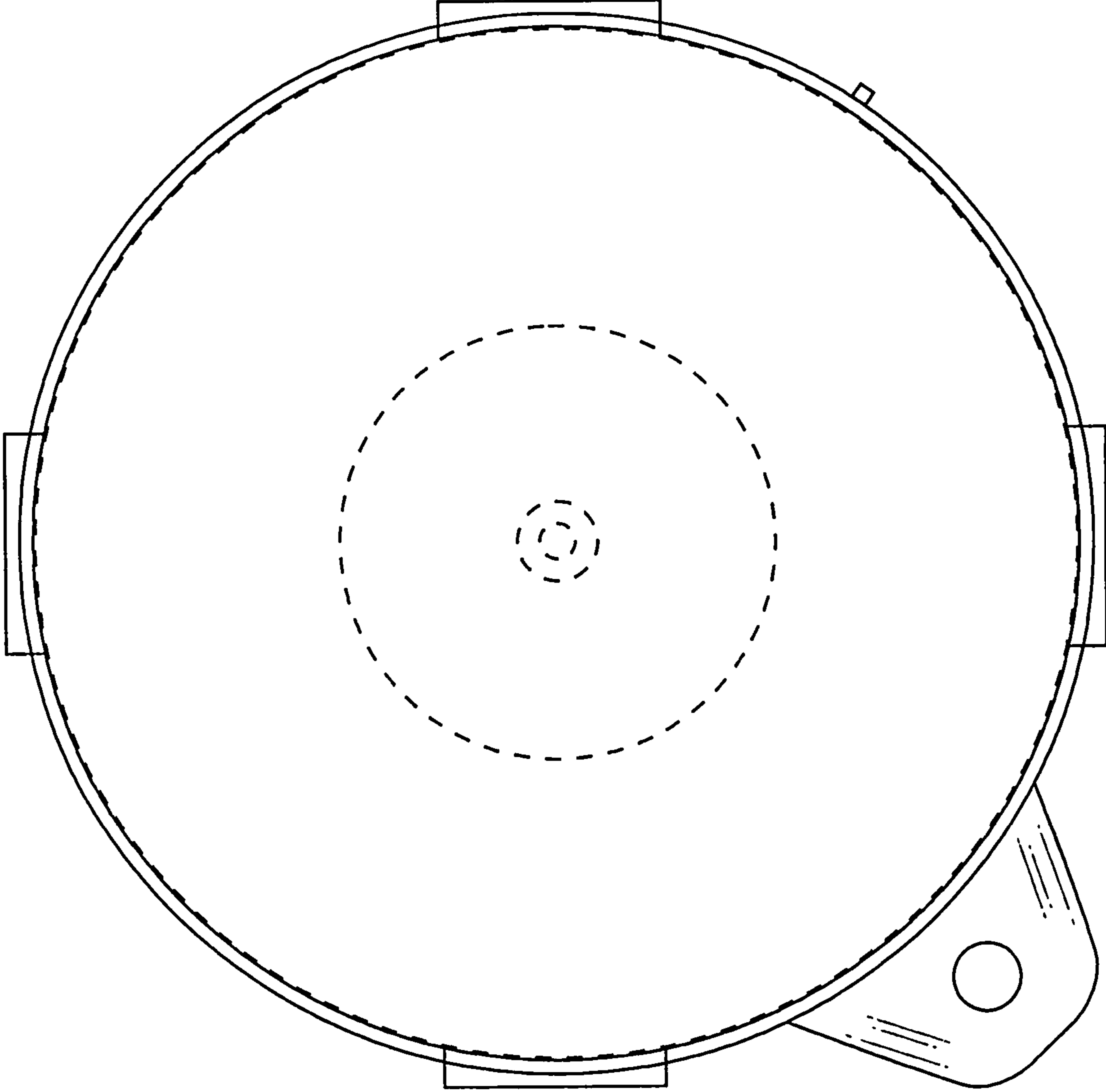


FIG. 7