



US00D967795S

(12) **United States Design Patent** (10) **Patent No.:** **US D967,795 S**
Puckett (45) **Date of Patent:** **** *Oct. 25, 2022**

(54) **PENDANT SPEAKER**

- (71) Applicant: **Bose Corporation**, Framingham, MA (US)
- (72) Inventor: **Scott Puckett**, West Warwick, RI (US)
- (73) Assignee: **Bose Corporation**, Framingham, MA (US)
- (*) Notice: This patent is subject to a terminal disclaimer.

(**) Term: **15 Years**

(21) Appl. No.: **29/734,541**

(22) Filed: **May 13, 2020**

(51) **LOC (13) Cl.** **14-01**

(52) **U.S. Cl.**
USPC **D14/204**

(58) **Field of Classification Search**
USPC D14/168, 207, 209, 209.1, 215, 496;
D23/213; D7/597
CPC H04R 1/30; H04R 1/021; H04R 5/00
See application file for complete search history.

(56) **References Cited**

U.S. PATENT DOCUMENTS

D633,898 S *	3/2011	Seo	D14/216
D644,350 S *	8/2011	Hasse	D26/2
D697,046 S *	1/2014	Hanna	D14/204
D718,280 S *	11/2014	Yoon	D14/216
D718,281 S *	11/2014	Schmiedbauer	D14/216
D829,689 S *	10/2018	Kim	D14/216
D865,709 S *	11/2019	Gentle	D14/209
D905,049 S *	12/2020	Lu	D14/314
D914,638 S *	3/2021	Laube	D14/207

OTHER PUBLICATIONS

[Bose Pro DesigMax Pendant Loudspeakers], announced in YouTube on May 2, 2021 [online], [site visited Jan. 19, 2022], Available from the internet URL: <https://www.youtube.com/watch?v=JvXEDjvWV8I> (Year: 2021).*

[Introducing Bose DesignMax Pendant Loudspeakers], announced in YouTube on Jun. 29, 2021 [online], [site visited Jan. 19, 2022], Available from the internet URL: <https://www.youtube.com/watch?v=t5dTbhv-7BE> (Year: 2021).*

* cited by examiner

Primary Examiner — Khawaja Anwar
Assistant Examiner — Megan Tiana Rakos
 (74) *Attorney, Agent, or Firm* — Bose Corporation

(57) **CLAIM**


The ornamental design for a pendant speaker, substantially as shown and described.

DESCRIPTION

FIG. 1 is a perspective view of the pendant speaker as seen from the bottom, front, and right side;
 FIG. 2 is front view thereof;
 FIG. 3 is a right side view thereof;
 FIG. 4 is a rear view thereof;
 FIG. 5 is a left side view thereof;
 FIG. 6 is a top view thereof; and,
 FIG. 7 is a bottom view thereof.

In the drawings the claimed design is defined by the shaded surfaces; the dotted line portions of the drawings represent environmental structure only and do not form part of the claimed design.

1 Claim, 7 Drawing Sheets






FIG. 1

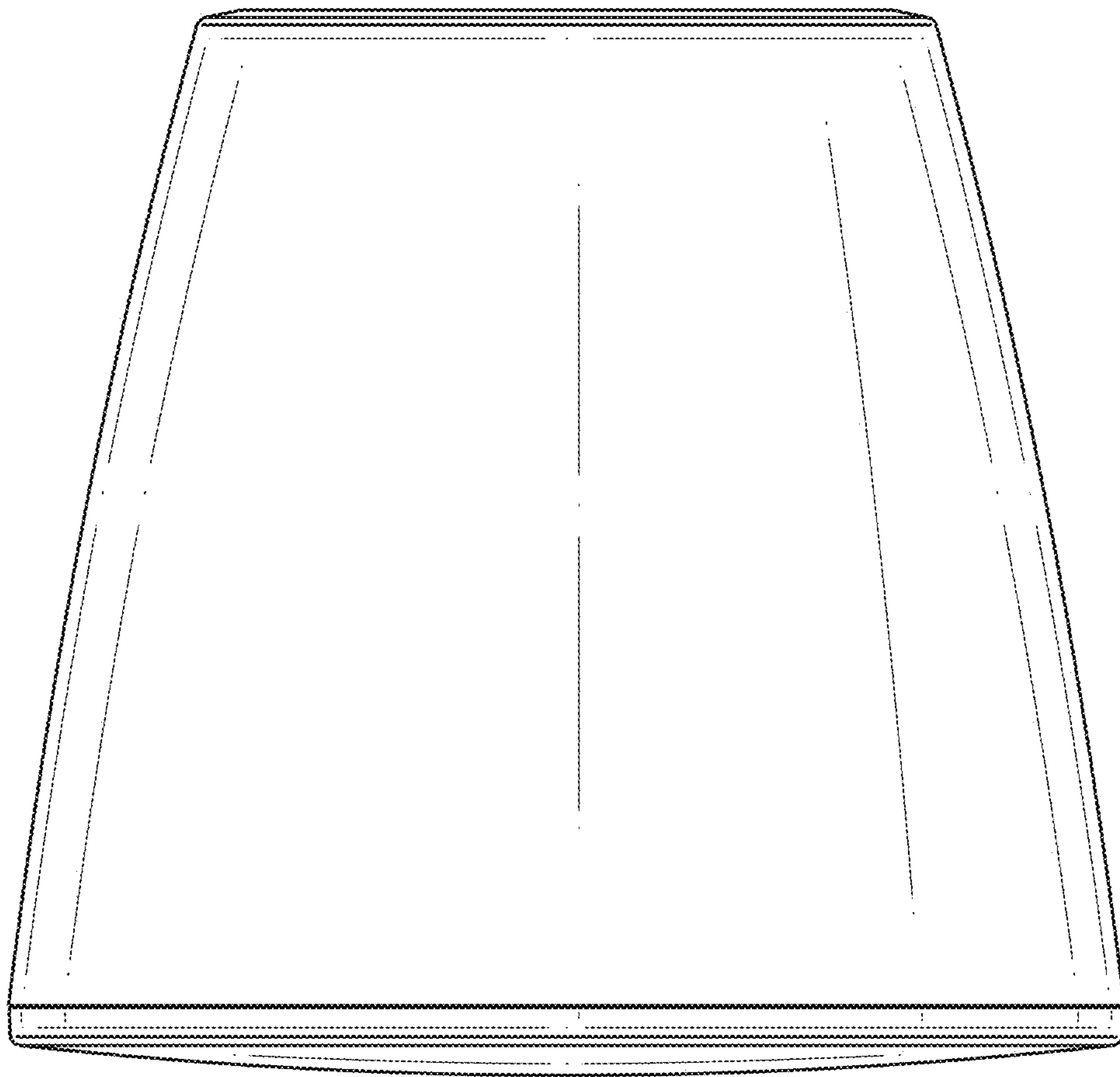


FIG. 2

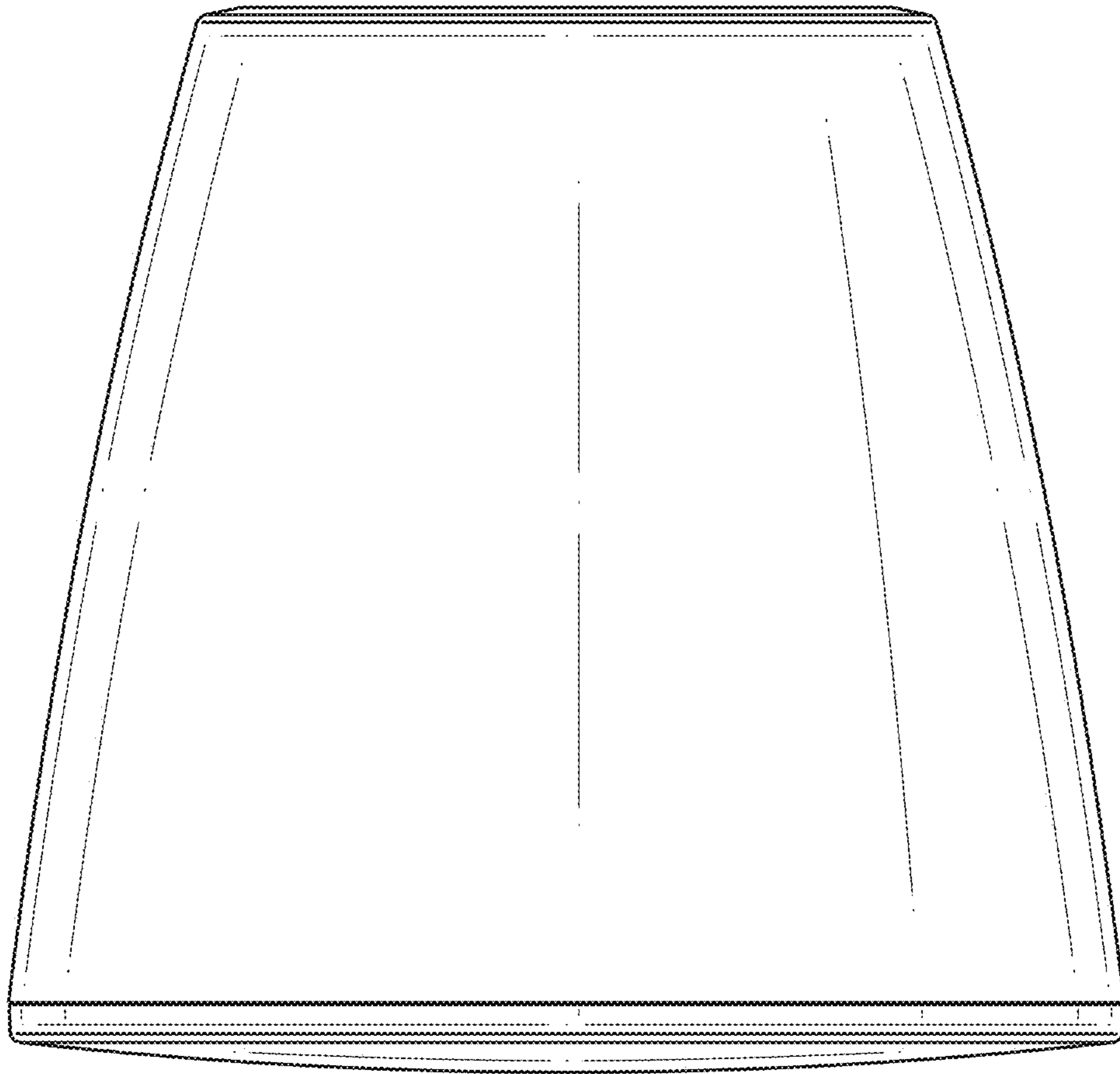


FIG. 3

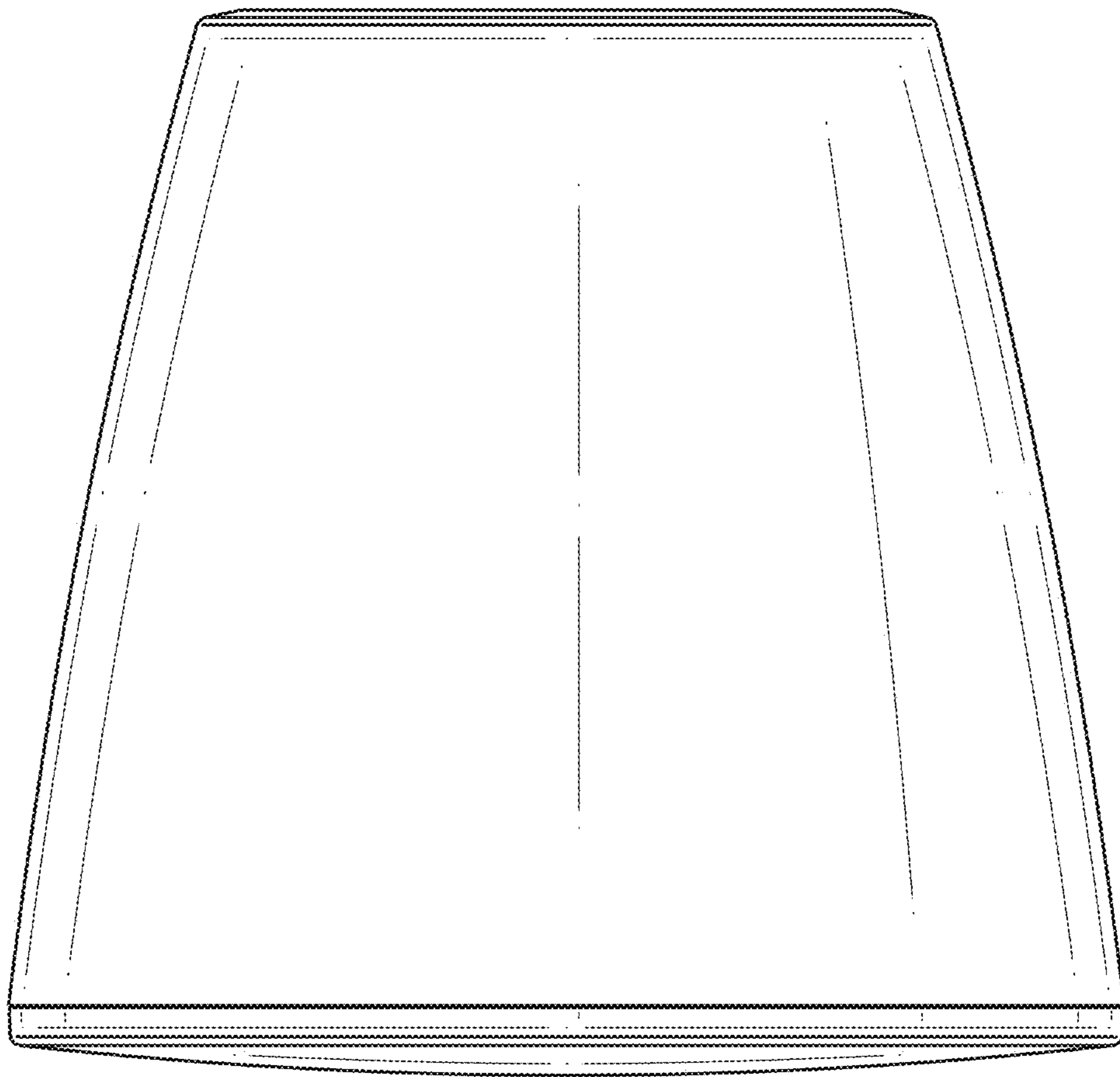


FIG. 4

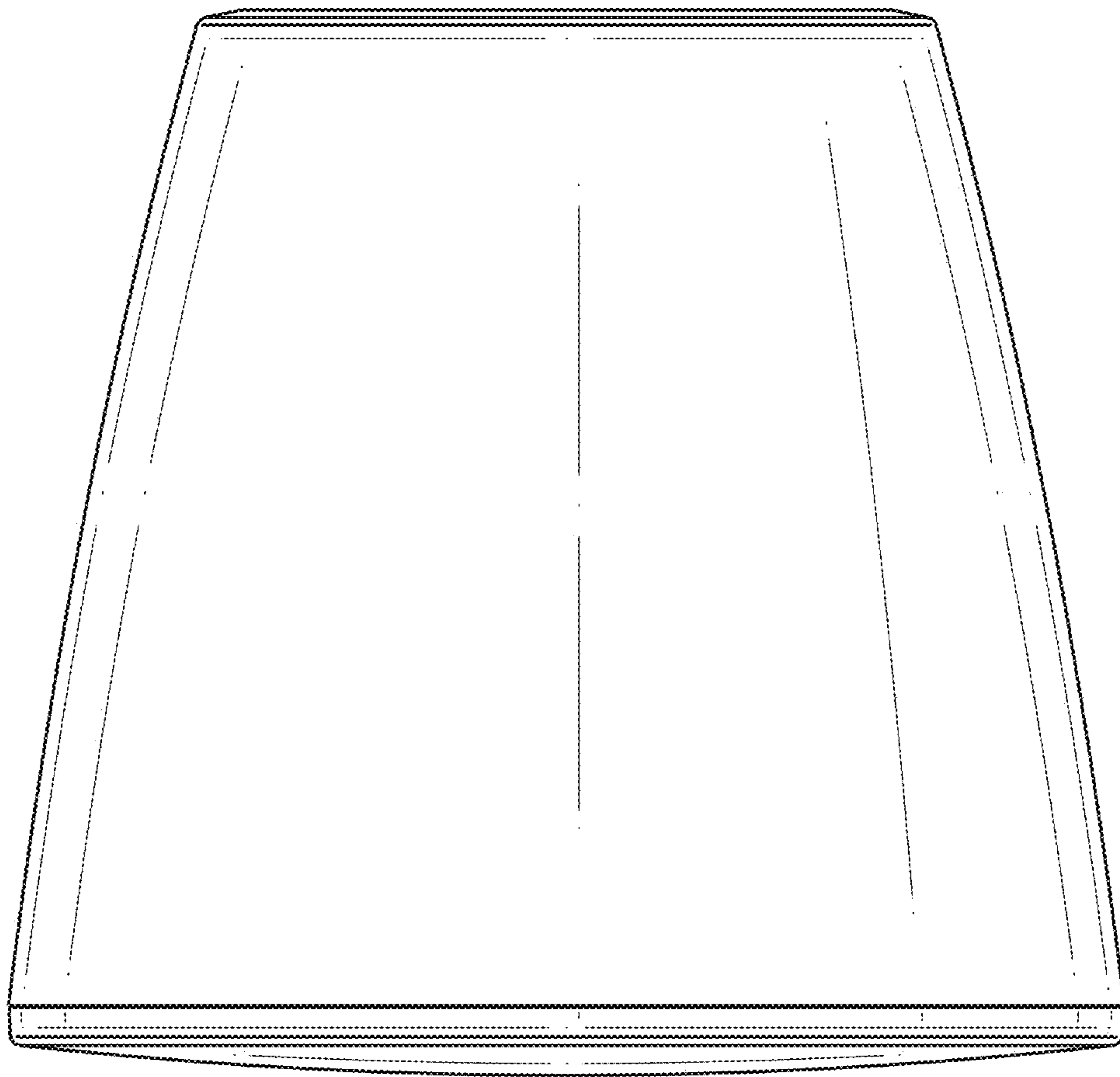


FIG. 5

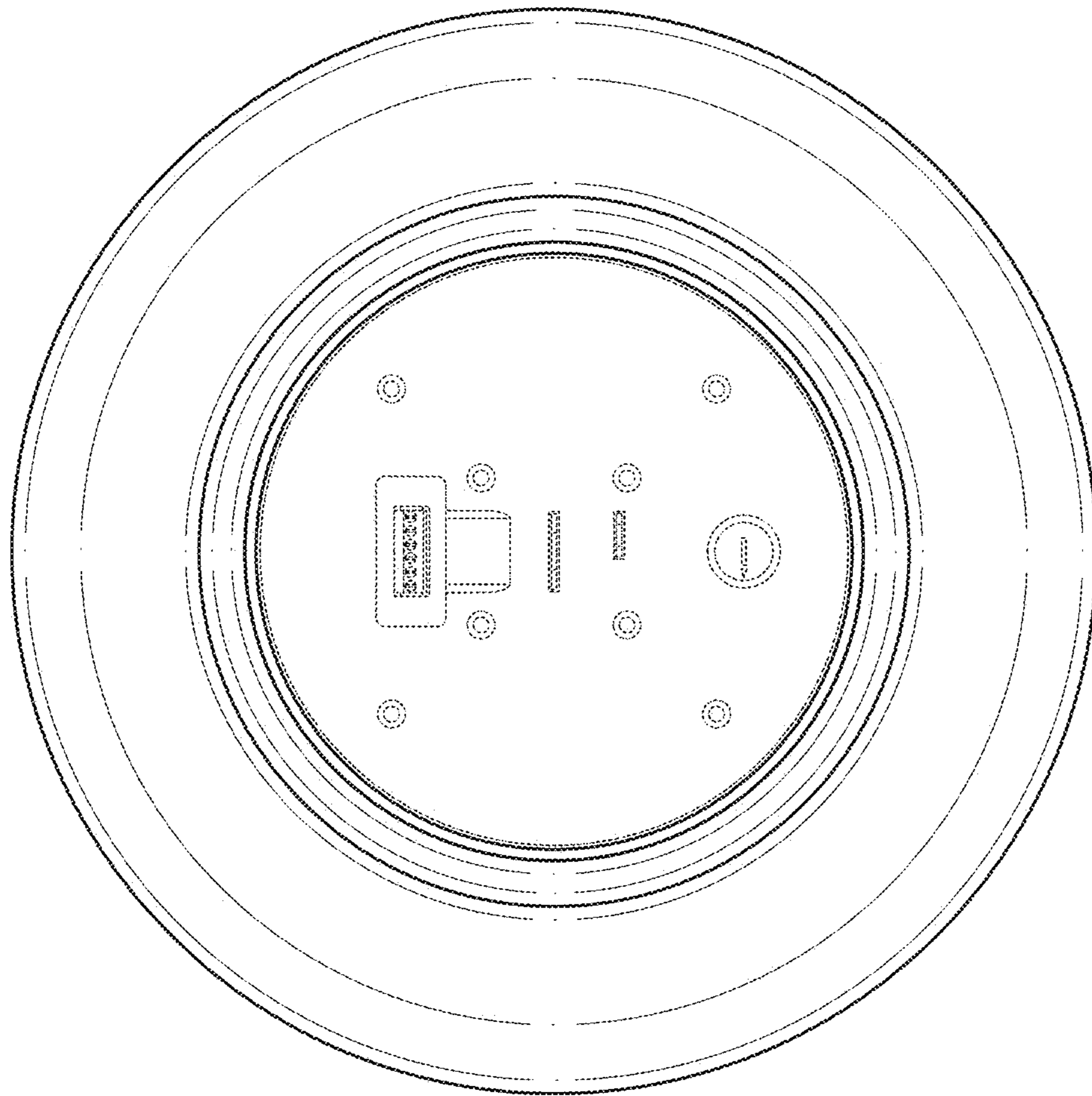


FIG. 6

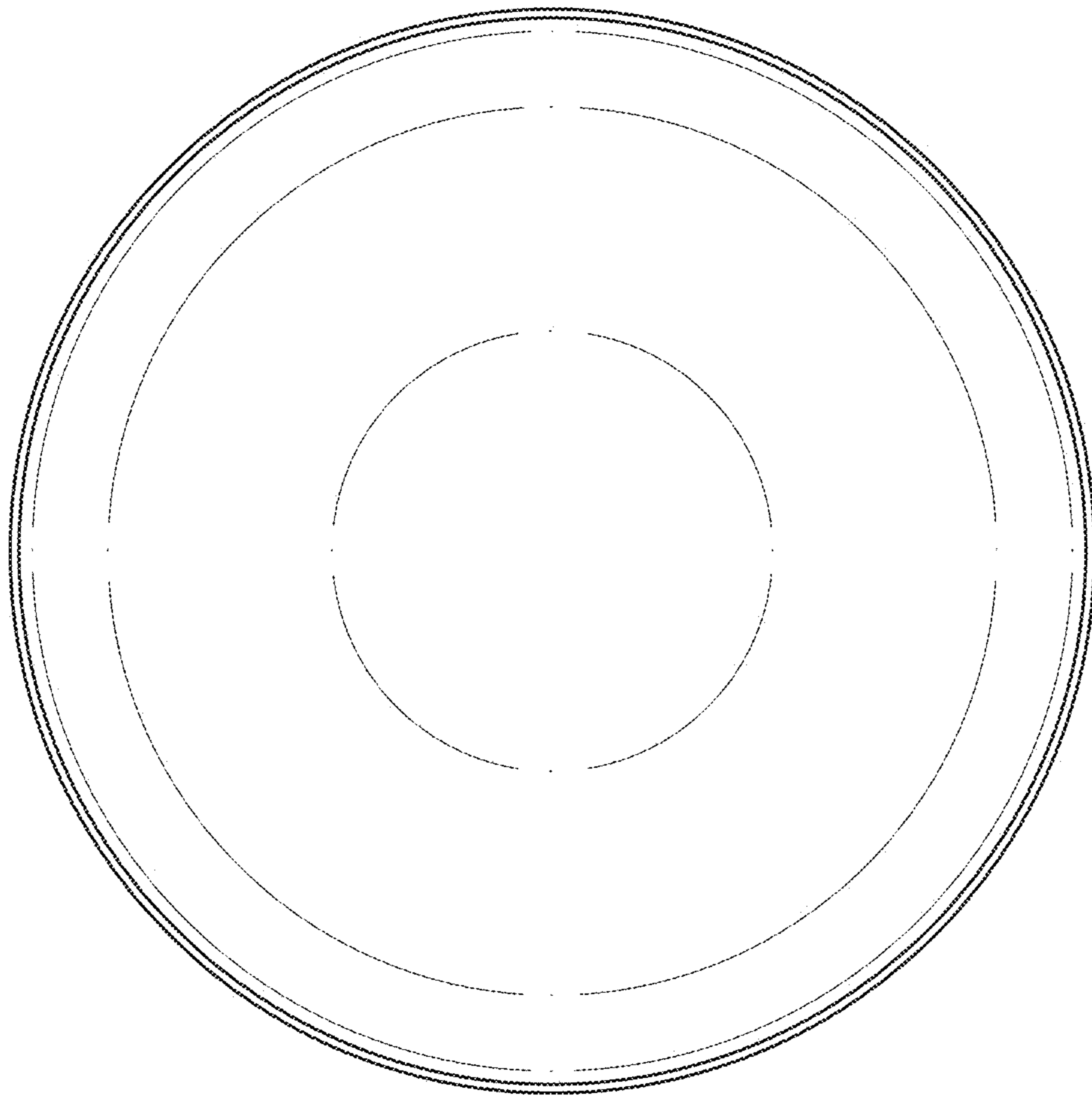


FIG. 7