



US00D967782S

(12) **United States Design Patent** (10) **Patent No.:** **US D967,782 S**  
**Kennedy et al.** (45) **Date of Patent:** **\*\* Oct. 25, 2022**

(54) **PENDANT**

(71) Applicant: **Stryker Corporation**, Kalamazoo, MI (US)

(72) Inventors: **Jeffrey Alan Kennedy**, Kalamazoo, MI (US); **Kurosh Nahavandi**, Portage, MI (US); **Krishna Sandeep Bhimavarapu**, Kalamazoo, MI (US); **Kyle Stephen Spieker**, Kalamazoo, MI (US); **Eric M. Heffernan**, Kalamazoo, MI (US)

(73) Assignee: **Stryker Corporation**, Kalamazoo, MI (US)

(\*\*) Term: **15 Years**

(21) Appl. No.: **29/816,046**

(22) Filed: **Nov. 18, 2021**

**Related U.S. Application Data**

(63) Continuation of application No. 29/735,177, filed on May 19, 2020, now Pat. No. Des. 939,453.

(51) **LOC (13) Cl.** ..... **14-03**

(52) **U.S. Cl.**  
USPC ..... **D13/168**

(58) **Field of Classification Search**

USPC ..... D13/162, 168; D14/218; D24/200  
CPC ..... G08C 19/00; G08C 19/12; G08C 19/28;  
G08C 17/00; G08C 17/02; H04B 1/202;  
H01H 9/0228; H01H 9/0235; A61G  
13/02; H03J 9/00; H03J 9/02; H03J 9/04;  
H03J 9/06; H03J 1/0025

See application file for complete search history.

(56) **References Cited**

**U.S. PATENT DOCUMENTS**

D331,760 S 12/1992 Renk, Jr.  
5,481,251 A 1/1996 Buys et al.

5,481,256 A 1/1996 Darbee et al.  
5,926,002 A 7/1999 Cavanaugh et al.  
6,008,598 A 12/1999 Luff et al.  
D531,136 S 10/2006 Schoenert et al.  
D617,744 S 6/2010 Landerholm et al.  
7,839,627 B2 11/2010 Tanaka et al.  
D724,061 S 3/2015 Haines et al.  
D724,567 S 3/2015 Buch et al.  
D752,763 S 3/2016 Rondoni et al.  
9,463,126 B2 10/2016 Zerhusen et al.

(Continued)

**OTHER PUBLICATIONS**

Maxim-Med, "Beechold Operon B810 Primary Hand Pendant", downloaded from <https://www.maxim-med.com/product/primary-hand-pendant/> on Aug. 6, 2021, 1 page.

(Continued)

*Primary Examiner* — Selina Sikder

(74) *Attorney, Agent, or Firm* — Howard & Howard Attorneys PLC

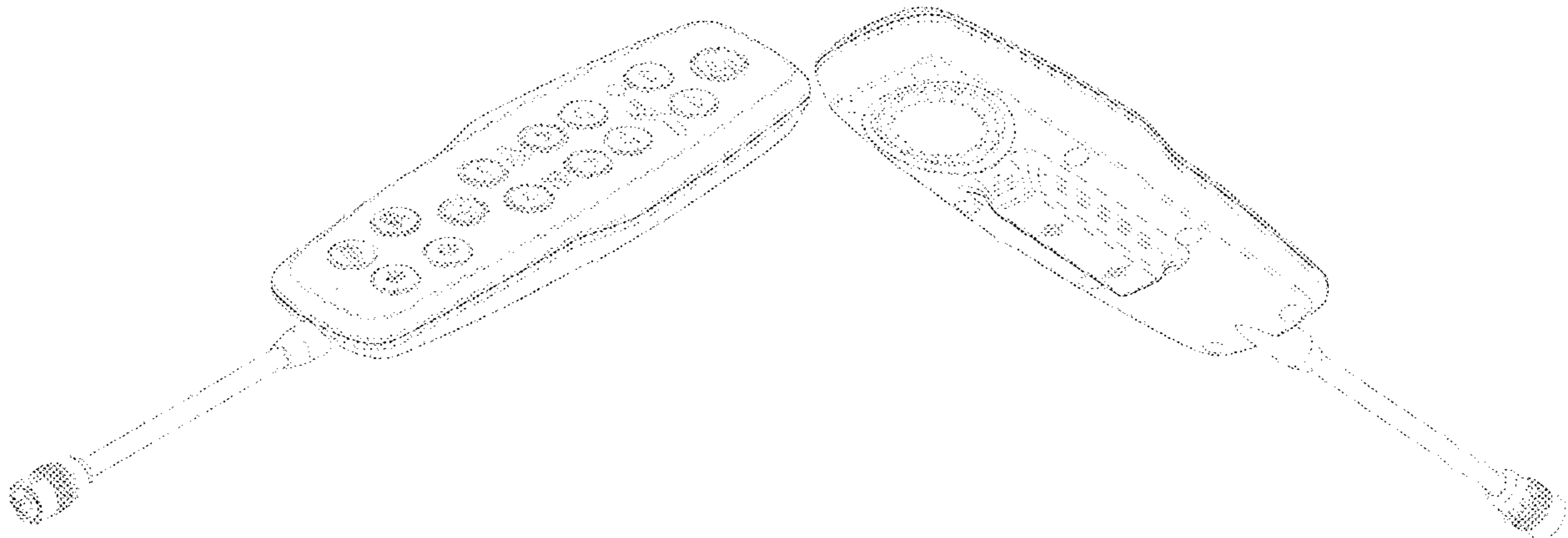
(57) **CLAIM**

The ornamental design for a pendant, as shown and described.

**DESCRIPTION**

FIG. 1 is a front, top, right side perspective view of the pendant showing our new design;  
FIG. 2 is a rear, bottom, left side perspective view of the pendant of FIG. 1;  
FIG. 3 is a top view of the pendant of FIG. 1;  
FIG. 4 is a right side view of the pendant of FIG. 1;  
FIG. 5 is a left side view of the pendant of FIG. 1;  
FIG. 6 is a bottom view of the pendant of FIG. 1;  
FIG. 7 is a front view of the pendant of FIG. 1; and,  
FIG. 8 is a rear view of the pendant of FIG. 1.  
The broken lines in the drawings depict portions of the pendant that form no part of the claimed design.

**1 Claim, 5 Drawing Sheets**



(56)

**References Cited**

U.S. PATENT DOCUMENTS

D793,968 S 8/2017 Eriksen  
D801,538 S 10/2017 Rondoni et al.  
9,830,424 B2 11/2017 Dixon et al.  
D816,621 S 5/2018 Williams et al.  
D853,339 S 7/2019 Bellamah  
D860,144 S 9/2019 Zhuang  
D867,345 S 11/2019 Zhuang  
D868,037 S 11/2019 Zhuang  
D868,744 S 12/2019 Yang  
D883,236 S 5/2020 Thomsen  
10,658,131 B2 5/2020 Escurier et al.  
D897,971 S 10/2020 Chen  
D937,227 S \* 11/2021 Thomsen ..... D14/218  
D939,453 S \* 12/2021 Kennedy ..... D13/168  
2020/0253379 A1 8/2020 Song  
2020/0305256 A1 9/2020 Tachikawa et al.  
2021/0204718 A1 7/2021 Ohno

OTHER PUBLICATIONS

Stryker, InTouch Critical Care Bed, Model FL27 2130/2140 Operations Manual, 2130-009-001 REV C, Apr. 2008, p. 25.  
Design U.S. Appl. No. 29/735,177, filed May 19, 2020.

\* cited by examiner

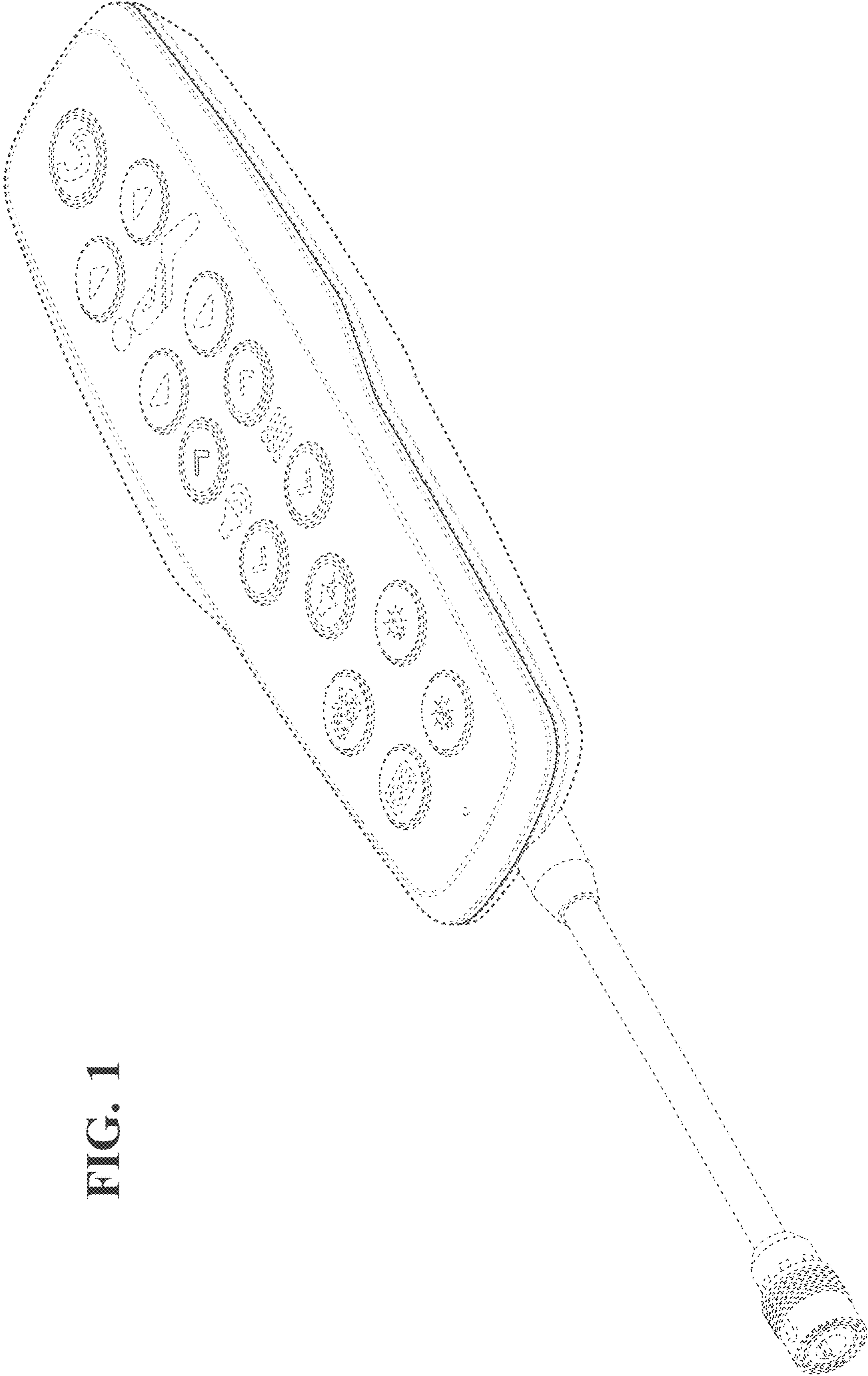
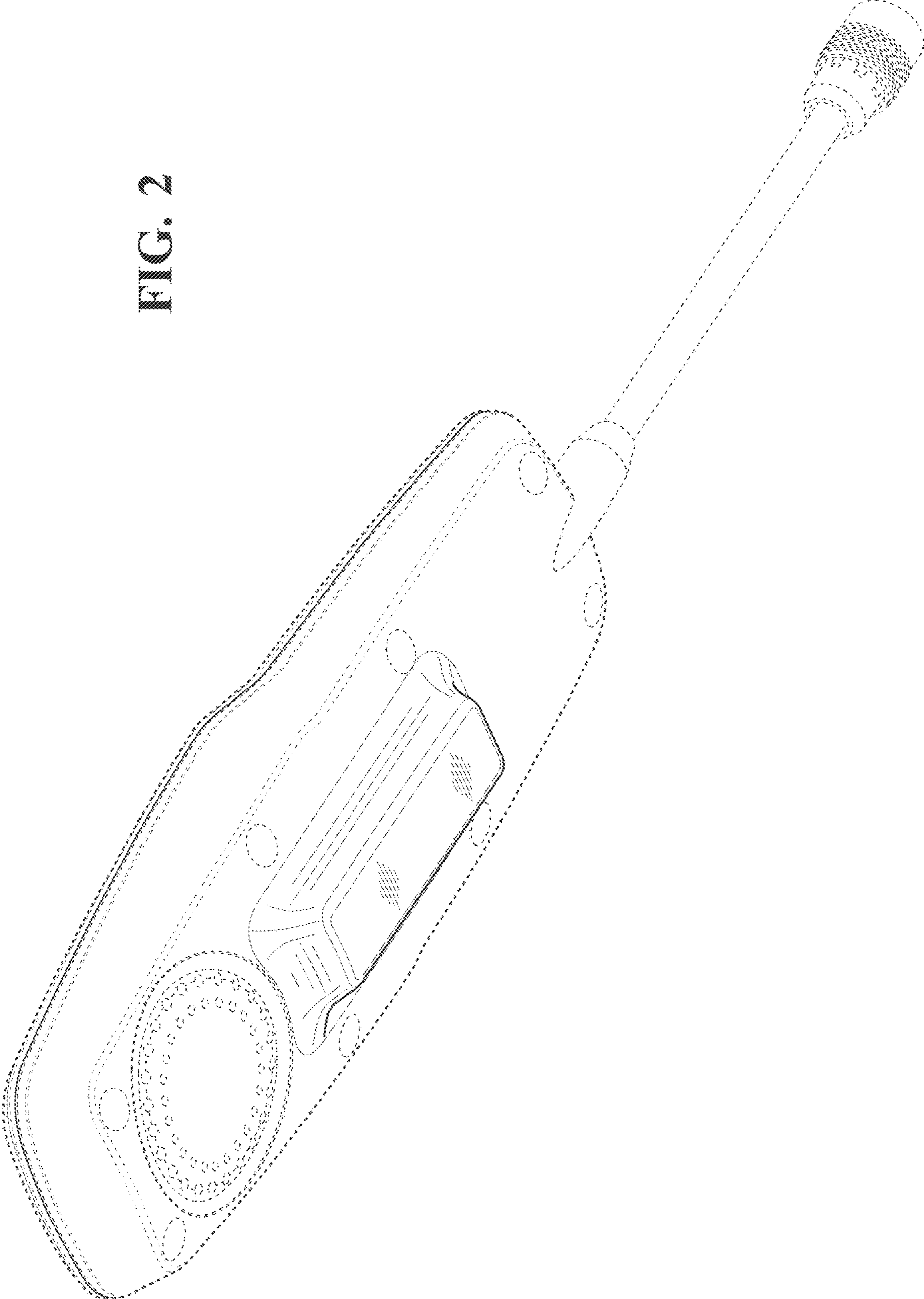


FIG. 1

FIG. 2





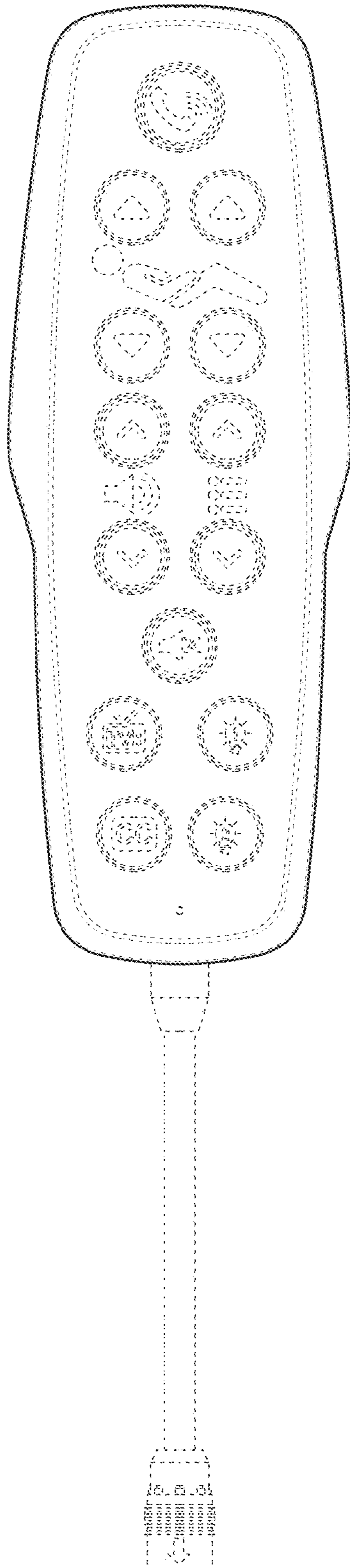


FIG. 3

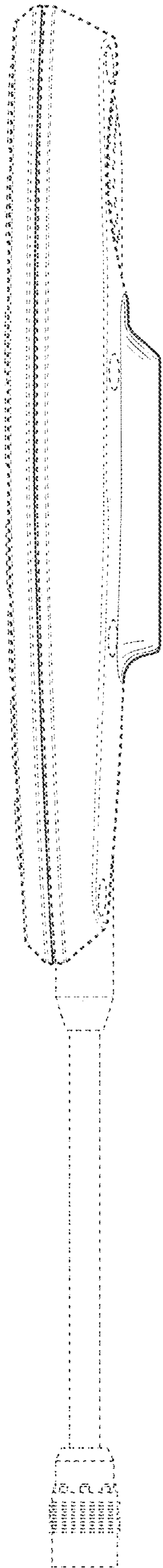


FIG. 4




FIG. 5

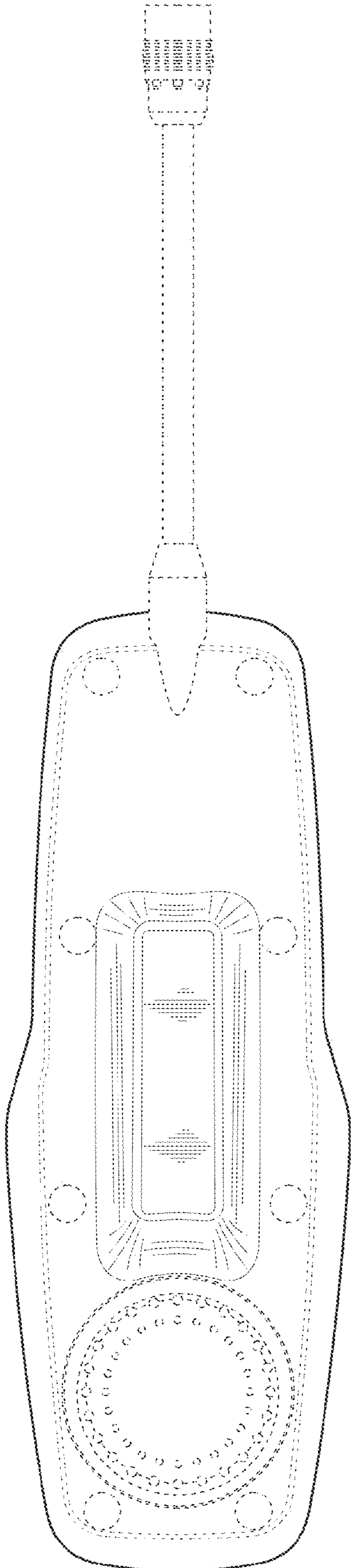


FIG. 6

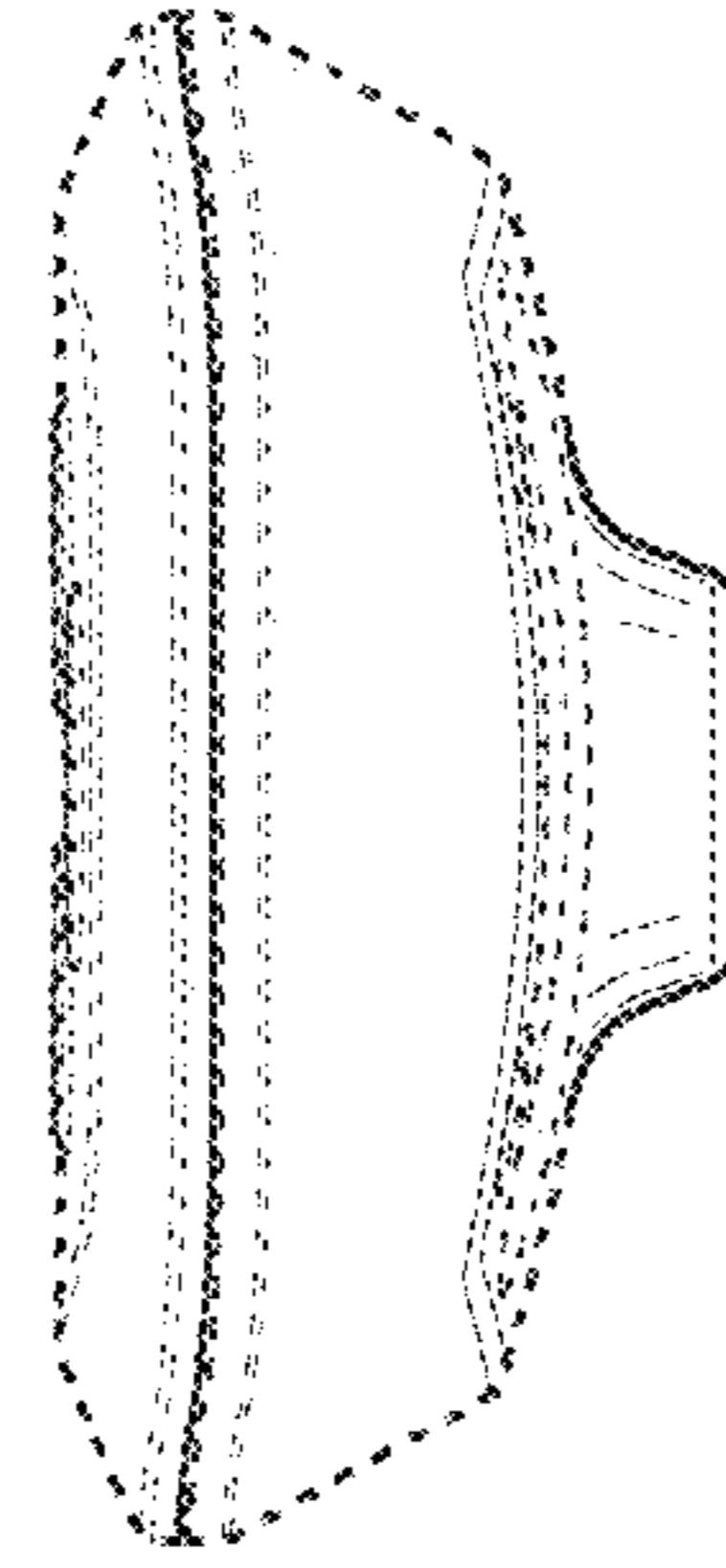


FIG. 8

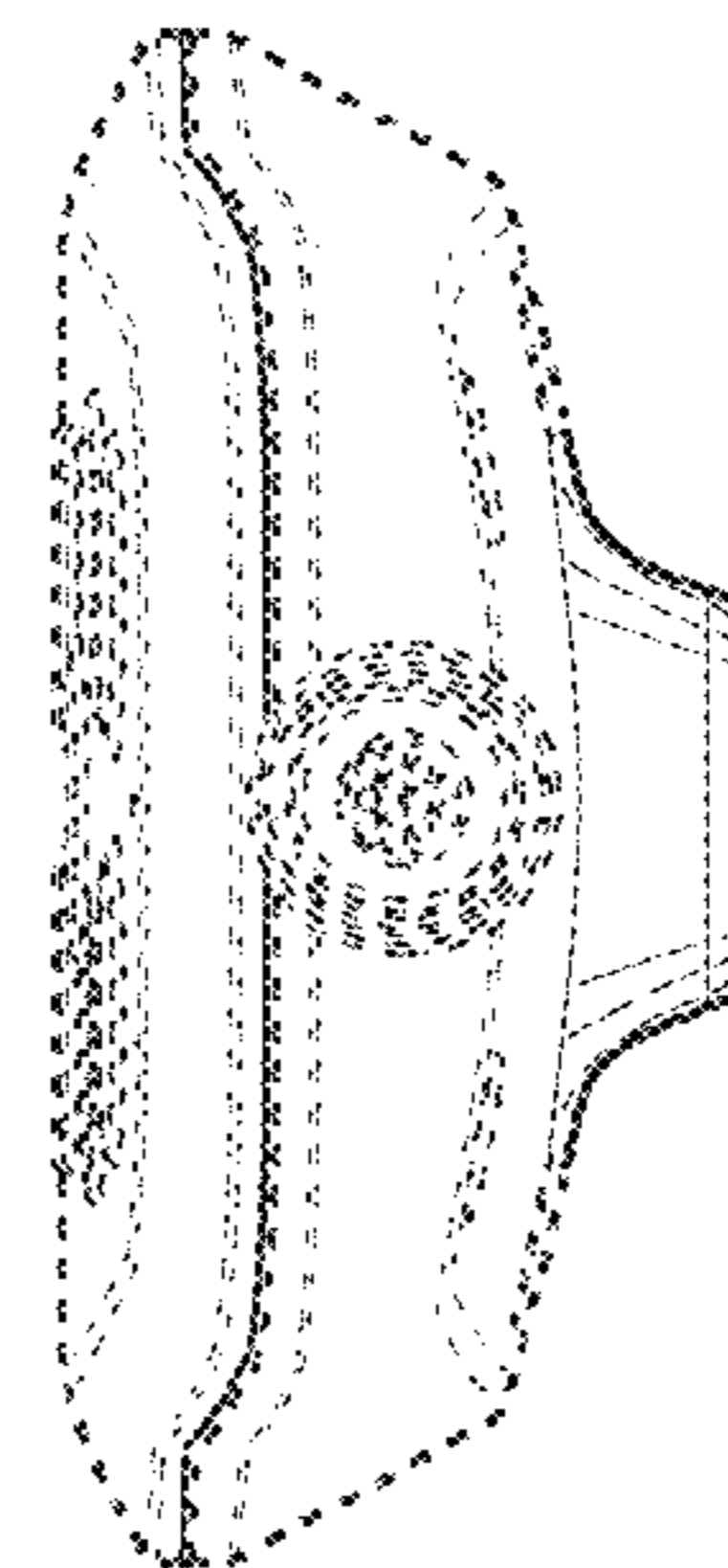


FIG. 7