



US00D967752S

(12) **United States Design Patent**
Xia

(10) **Patent No.:** **US D967,752 S**

(45) **Date of Patent:** **** Oct. 25, 2022**

(54) **FOLDABLE SOLAR PANEL**

(71) Applicant: **Shenzhen Jiachuang Power Technology Co., Ltd., Shenzhen (CN)**

(72) Inventor: **Yuqun Xia, Lianyuan (CN)**

(73) Assignee: **Shenzhen Jiachuang Power Technology Co., Ltd., Shenzhen (CN)**

(**) Term: **15 Years**

(21) Appl. No.: **29/791,395**

(22) Filed: **Jan. 10, 2022**

(51) **LOC (13) Cl.** **13-02**

(52) **U.S. Cl.**
USPC **D13/102**

(58) **Field of Classification Search**
USPC D13/102, 101, 103, 107, 108, 110, 118,
D13/184, 199; D3/216, 217
CPC H01L 31/00; H01L 31/18; H01L 31/042;
H01L 31/045; H01L 31/048; H01L
31/052; H01L 31/054; H01L 31/0475;
H01L 31/0485; H01M 10/052; H01M
10/465; H02S 30/10; H02S 30/20; H02S
10/40; H02S 40/42; Y02E 10/50; Y02E
10/52; Y10S 136/291; Y10S 136/293;
H02J 7/355; G06F 1/1628; F21S 8/006;
F21V 21/06; F21V 21/12
See application file for complete search history.

(56) **References Cited**

U.S. PATENT DOCUMENTS

D514,913 S * 2/2006 Dunn D8/71
D663,261 S 7/2012 Cheung

D696,669 S * 12/2013 Akana D14/440
D800,649 S 10/2017 Kojima et al.
D814,402 S 4/2018 Cheung et al.
D817,265 S * 5/2018 Liu D13/102
D862,381 S * 10/2019 Wang D13/102
D900,018 S * 10/2020 Lu D13/102
D917,380 S 4/2021 Gao et al.
D935,386 S * 11/2021 Wu D13/102
2013/0240015 A1 * 9/2013 Chaimovski H02S 30/20
136/245
2017/0040932 A1 * 2/2017 Lillywhite H02S 20/30

* cited by examiner

Primary Examiner — Derrick E Holland

(74) *Attorney, Agent, or Firm* — Jeenam Park

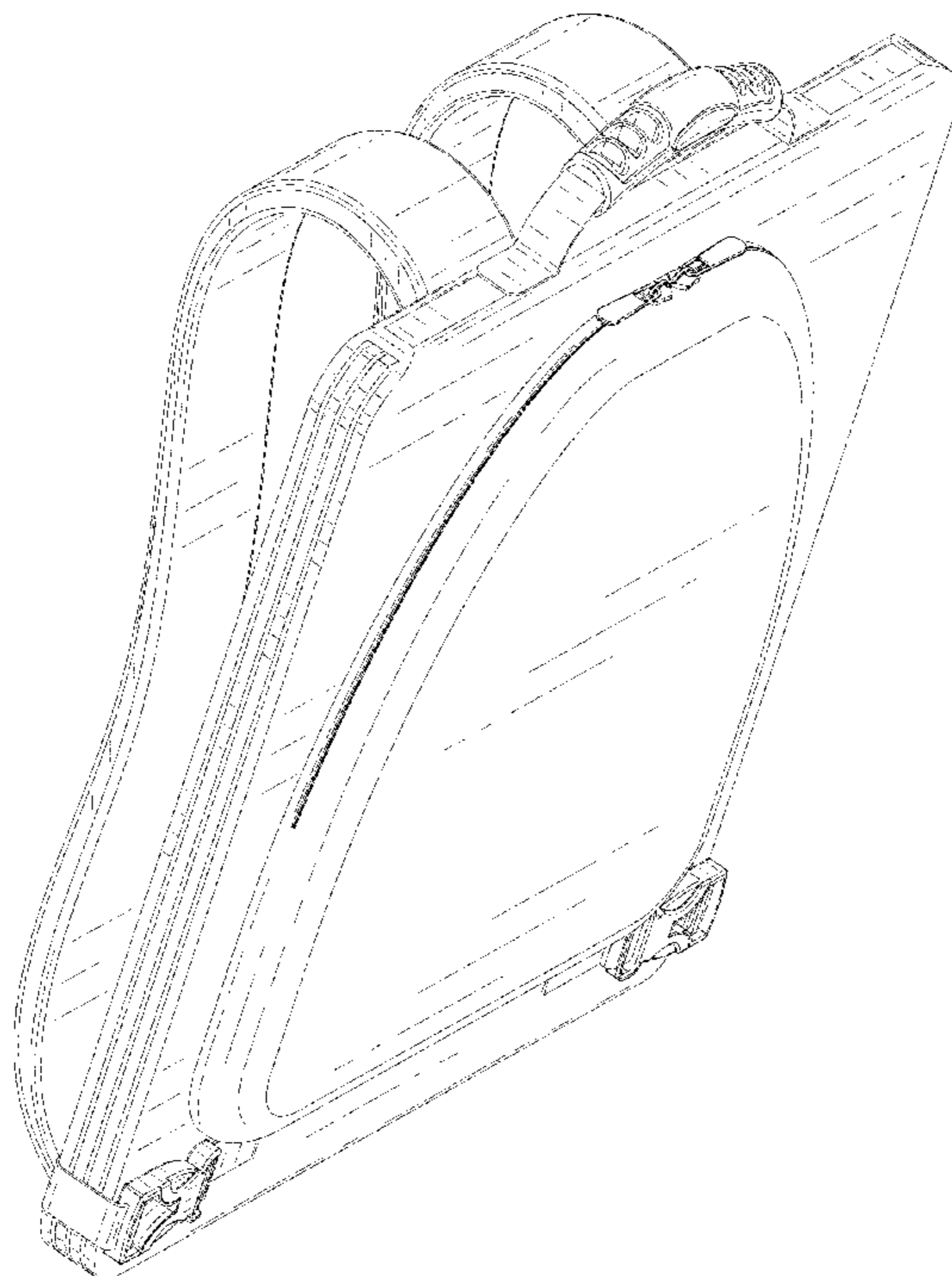
(57) **CLAIM**

The ornamental design for a foldable solar panel, as shown and described.

DESCRIPTION

FIG. 1 is a perspective view of a foldable solar panel, showing my new design;
FIG. 2 is another perspective view thereof;
FIG. 3 is a front view thereof;
FIG. 4 is a rear view thereof;
FIG. 5 is a left side view thereof;
FIG. 6 is a right side view thereof;
FIG. 7 is a top plan view thereof;
FIG. 8 is a bottom plan view thereof; and,
FIG. 9 is a top plan view of the foldable solar panel, shown in an unfolded configuration.
The broken lines shown represent the portions of the foldable solar panel that form no part of the claimed design.

1 Claim, 9 Drawing Sheets



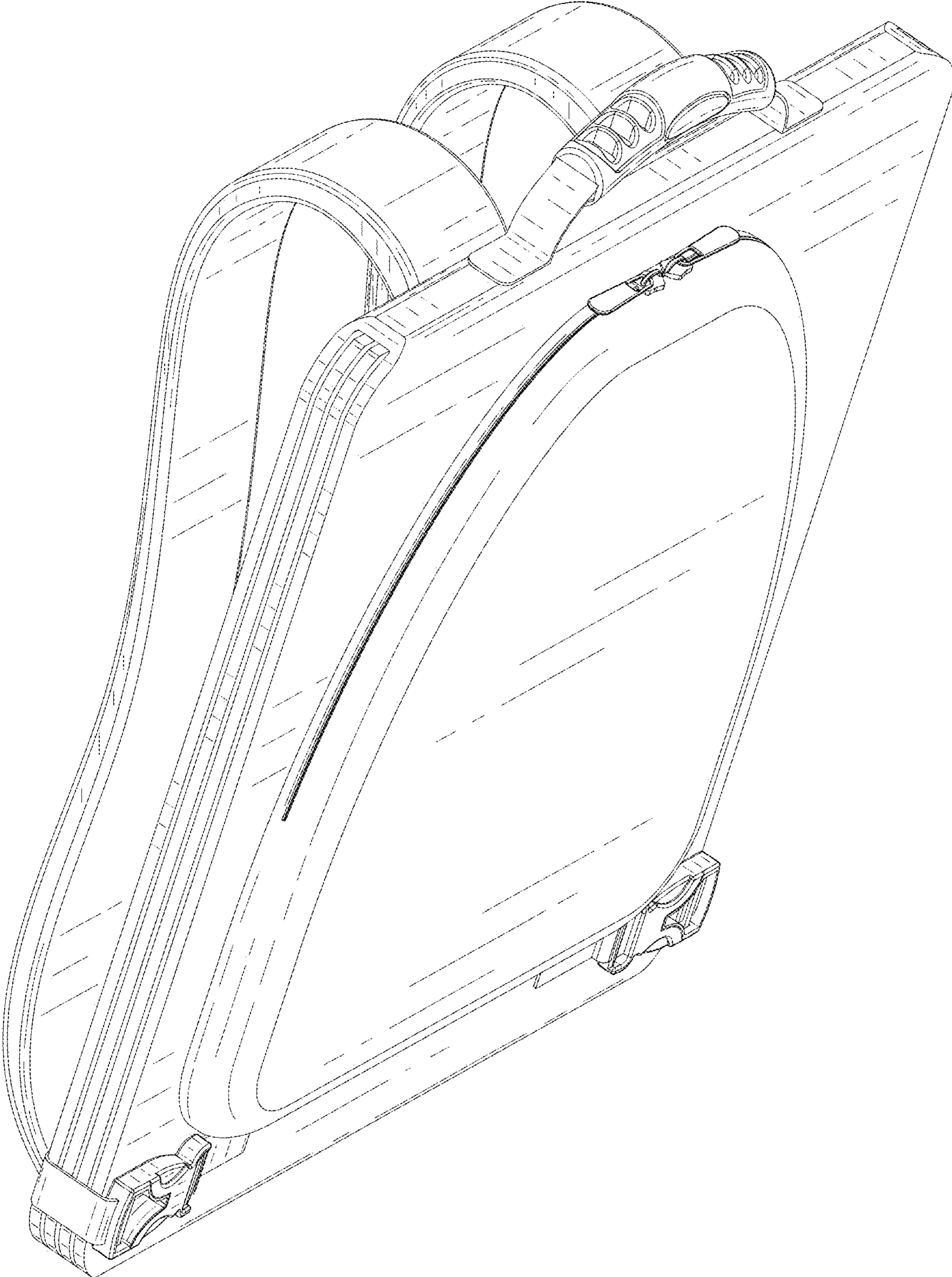


FIG. 1

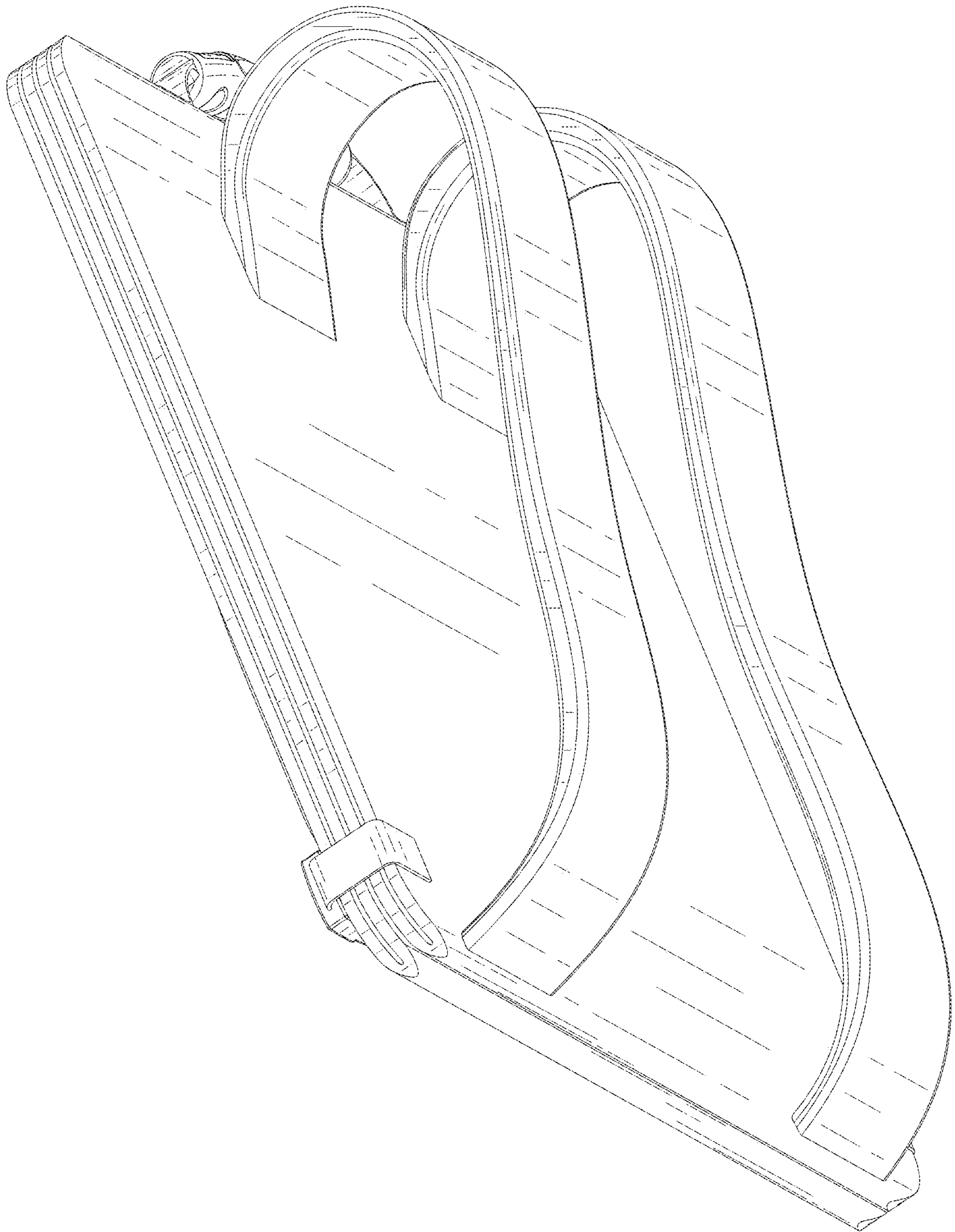


FIG. 2

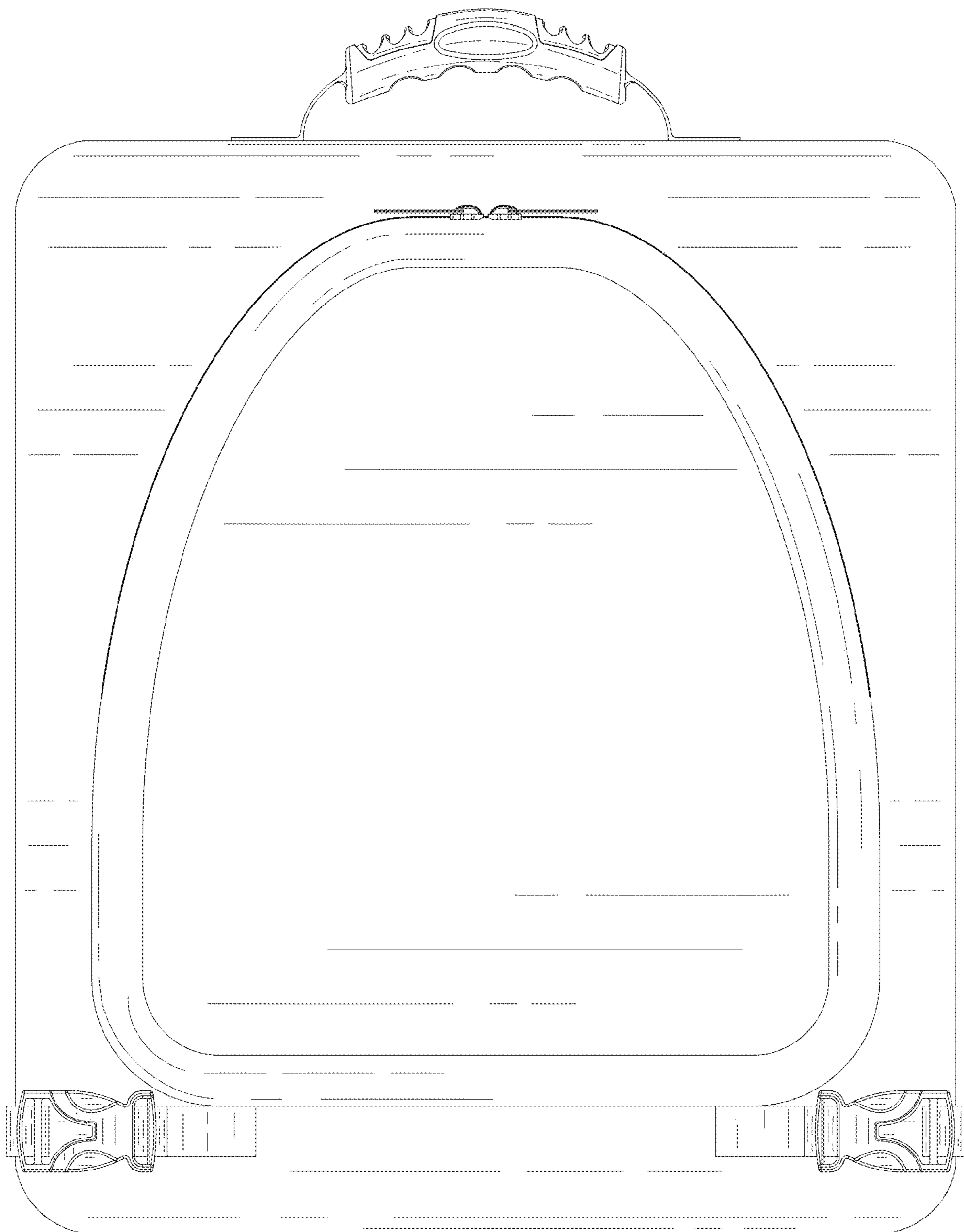


FIG. 3




FIG. 4

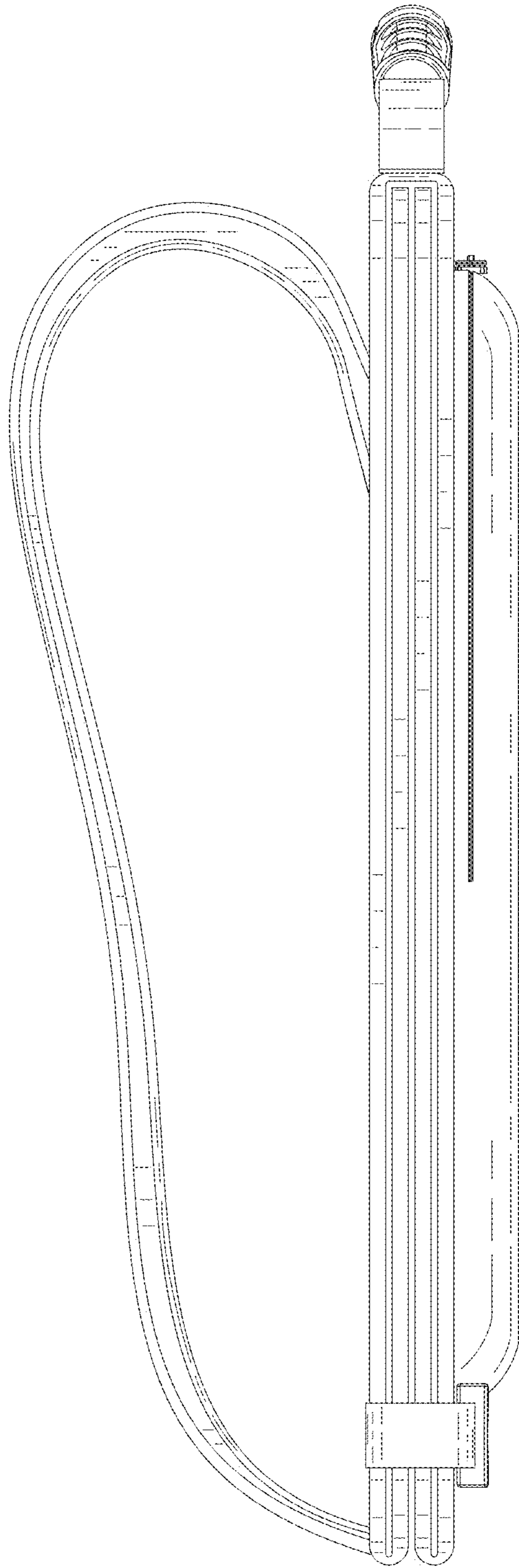


FIG. 5

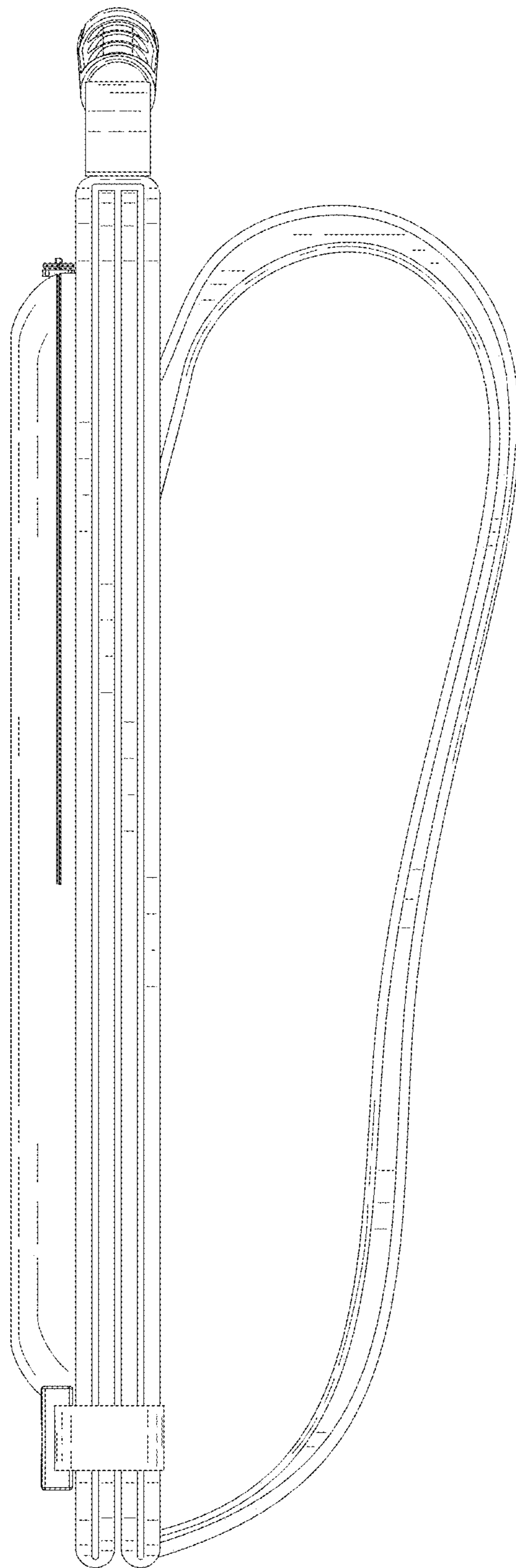


FIG. 6




FIG. 7

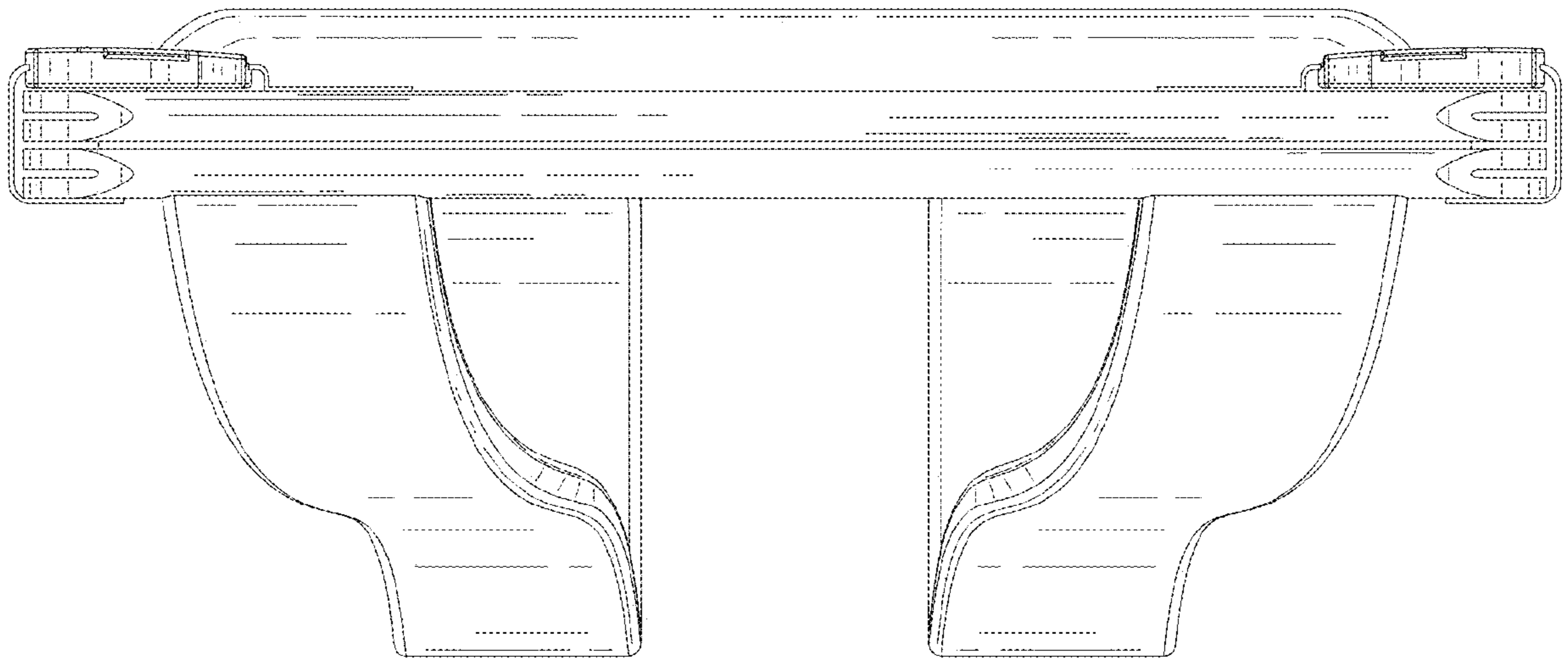


FIG. 8

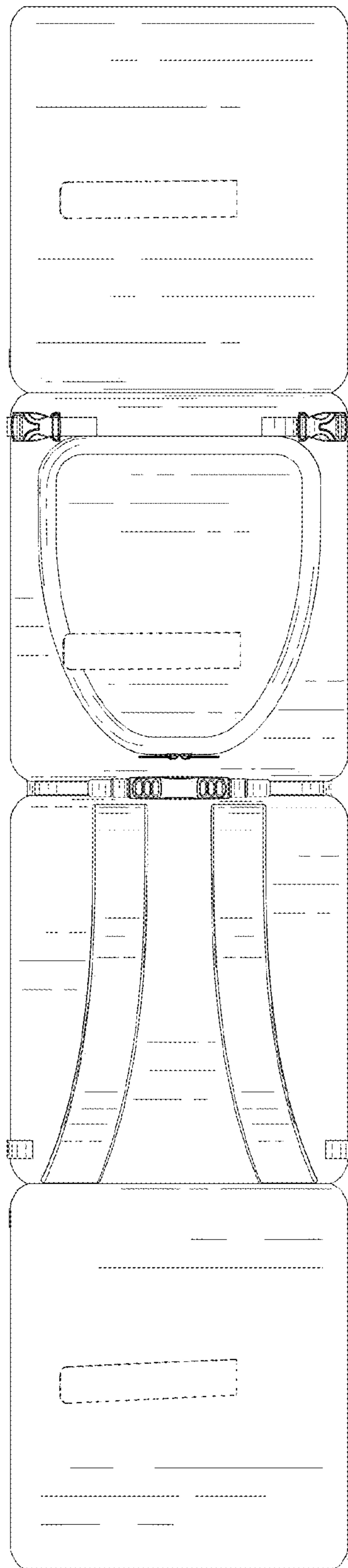


FIG. 9