



US00D967750S

(12) **United States Design Patent** (10) **Patent No.:** **US D967,750 S**
Djabour et al. (45) **Date of Patent:** **** Oct. 25, 2022**

(54) **TIRE**
(71) Applicant: **COMPAGNIE GENERALE DES
ETABLISSEMENTS MICHELIN,**
Clermont-Ferrand (FR)
(72) Inventors: **Walid Djabour,** Clermont-Ferrand
(FR); **Jonathan Lejeune,**
Clermont-Ferrand (FR)

D579,856 S 11/2008 Watkins et al.
D599,729 S 9/2009 Kumamoto
D601,943 S 10/2009 Shibamoto
D620,878 S 8/2010 Larregain
D638,349 S 5/2011 Misani et al.
D640,964 S 7/2011 Takenaka
D644,166 S 8/2011 Yoshiya
(Continued)

(73) Assignee: **Compagnie Generale Des
Etablissements Michelin,**
Clermont-Ferrand (FR)

(**) Term: **15 Years**

(21) Appl. No.: **29/762,920**

(22) Filed: **Dec. 18, 2020**

(30) **Foreign Application Priority Data**

Jun. 22, 2020 (EM) 008014823

(51) **LOC (13) Cl.** **12-15**

(52) **U.S. Cl.**
USPC **D12/535**

(58) **Field of Classification Search**
USPC D12/533-567
CPC B60C 11/0302; B60C 2011/0358; B60C
2011/0374
See application file for complete search history.

(56) **References Cited**

U.S. PATENT DOCUMENTS

D294,931 S 3/1988 Ikeda
D454,831 S 3/2002 Yuze
D455,708 S 4/2002 Yuze
D524,724 S 7/2006 Itoi
D525,189 S 7/2006 Itoi
D565,500 S 4/2008 Whitney et al.
D573,530 S 7/2008 Larregain
D576,099 S 9/2008 Larregain

OTHER PUBLICATIONS

“Continental The Future in Motion” Conti-Moto., posted date Jan. 17, 2022 [online], [retrieved on Apr. 22, 2022]. Retrieved from the Internet <URL:https://blobs.continental-tires.com/www8/servlet/blob/3489412/d7868b619348d87d67da3324a9d14bcd/delivery-range-2022-data.pdf> (Year: 2022).*

(Continued)

Primary Examiner — Darlington Ly

Assistant Examiner — Nasim Abdulaziz Ali

(74) *Attorney, Agent, or Firm* — Dickinson Wright PLLC

(57) **CLAIM**

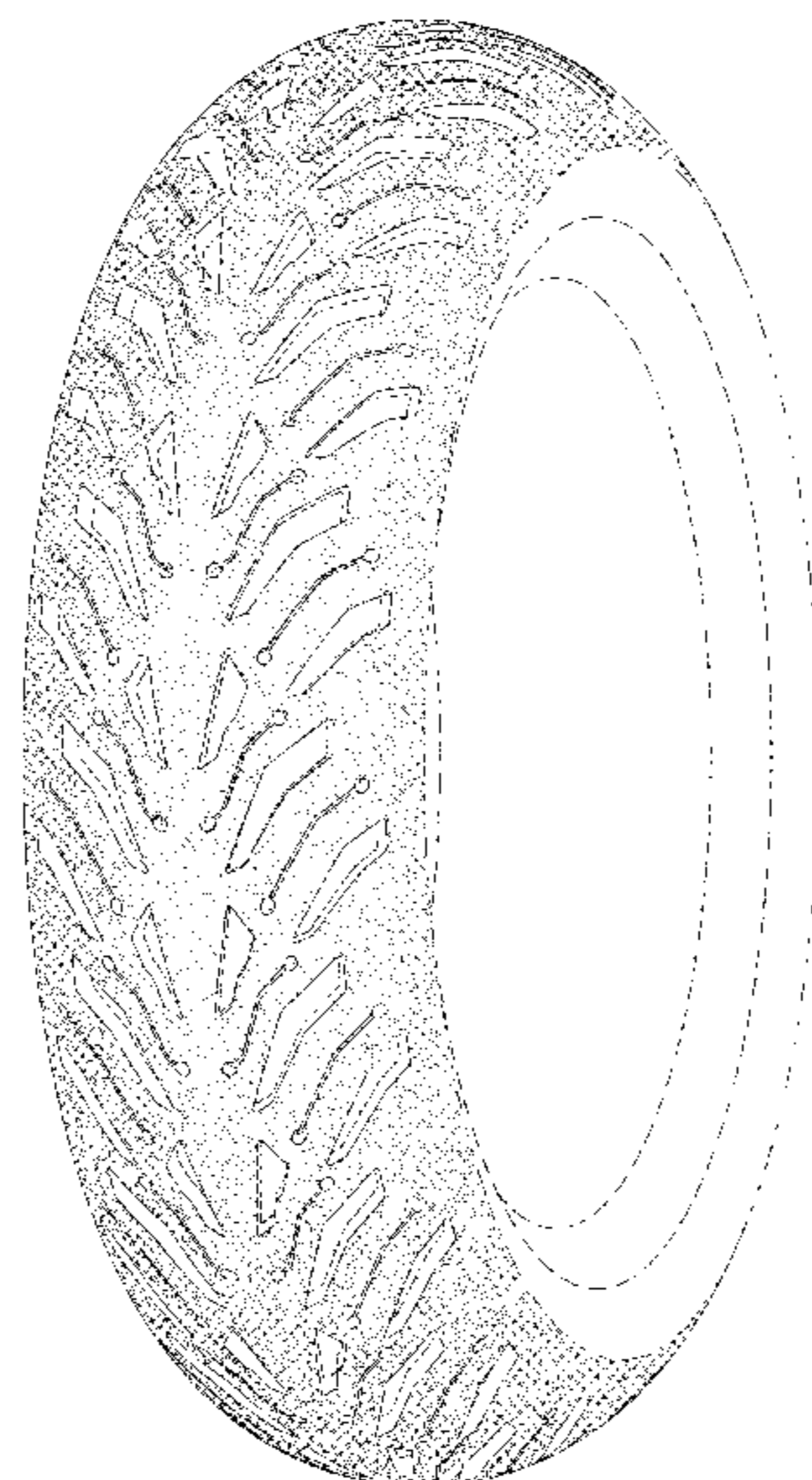
The ornamental design for a tire, as shown and described.

DESCRIPTION

FIG. 1 is a perspective view of the tire of our design; FIG. 2 is a front elevation view of the tire of our design; FIG. 3 is a side elevation view of the tire of our design; FIG. 4 is a side elevation view of the tire of our design, taken from the opposite side of that shown in FIG. 3; and, FIG. 5 is an enlarged, partial view of the tire of our design, as indicated by the break lines at the top and bottom of the drawing.

The dash-dot-dot-dash lines define the boundaries of the claim. The broken line disclosure in the drawings depicts environmental subject matter forming no part of the claimed design. The tread pattern repeats over the circumferential surface of the tread.

1 Claim, 5 Drawing Sheets



(56)

References Cited

U.S. PATENT DOCUMENTS

D718,700 S 12/2014 Yao et al.
 8,997,807 B2 4/2015 Misani et al.
 D777,646 S 1/2017 Lejeune et al.
 D778,226 S 2/2017 Lejeune
 D778,227 S 2/2017 Lejeune et al.
 D834,501 S * 11/2018 Harris D12/535
 D834,504 S * 11/2018 Ropars D12/544
 D859,291 S * 9/2019 Matsuda D12/535
 D873,208 S * 1/2020 Lamour D12/535
 D875,033 S * 2/2020 Nakamura D12/535
 D898,657 S * 10/2020 Mariani D12/535
 D899,349 S * 10/2020 Mariani D12/535
 D926,110 S * 7/2021 Jiang D12/535
 D929,311 S * 8/2021 Nakamura D12/535
 D931,192 S * 9/2021 Harada D12/535
 D931,783 S * 9/2021 Harada D12/535
 D934,153 S * 10/2021 Nakamura D12/535

2021/0122191 A1* 4/2021 Misani B60C 11/0058
 2022/0072911 A1* 3/2022 Shirakami B60C 11/11
 2022/0073713 A1* 3/2022 Merino Lopez C08L 23/08

OTHER PUBLICATIONS

“Bridgestone Excedra G850 Cruiser Rear Motorcycle Tire” Bridgestone., posted date Jan. 30, 2007 [online], [retrieved on Apr. 22, 2022]. Retrieved from the Internet <URL:https://www.amazon.com/Bridgestone-Excedra-Cruiser-Motorcycle-55-18/dp/B005J8WV3M?th=1> (Year: 2007).*

“Dunlop American Elite Front Motorcycle Tire MT90B-16 (72H) Black Wall” Dunlop., posted date Jan. 18, 2014 [online], [retrieved on Apr. 22, 2022]. Retrieved from the Internet <URL:https://www.amazon.com/Dunlop-American-Elite-Motorcycle-MT90B-16/dp/B00HXC6N6S> (Year: 2014).*

Michelin Power One Tire found online [Jul. 14, 2016] <http://tiresaddict.com/vendor/michelin/power.sub.-one/>.

* cited by examiner




FIG. 1




FIG. 2




FIG. 3




FIG. 4

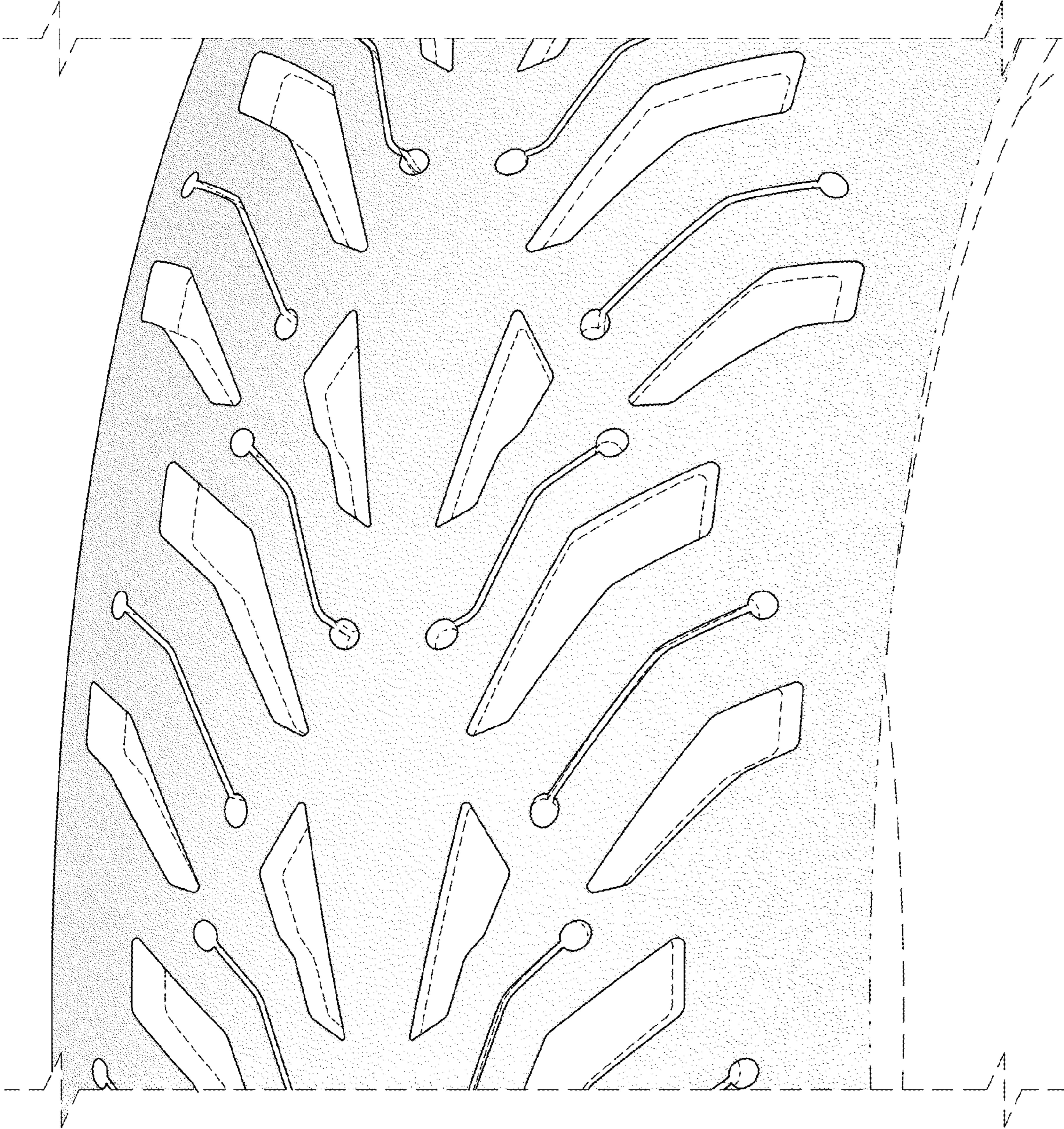


FIG. 5