

US00D967743S

(12) **United States Design Patent** (10) **Patent No.:** **US D967,743 S**
Baker (45) **Date of Patent:** **** Oct. 25, 2022**

(54) **LIGHTED AUTOMOBILE BUMPER ACCESSORY**

(71) Applicant: **Monsour Baker**, Orlando, FL (US)

(72) Inventor: **Monsour Baker**, Orlando, FL (US)

(**) Term: **15 Years**

(21) Appl. No.: **29/725,369**

(22) Filed: **Feb. 25, 2020**

Related U.S. Application Data

(62) Division of application No. 29/639,232, filed on Mar. 5, 2018, now Pat. No. Des. 877,671.

(51) **LOC (13) Cl.** **12-16**

(52) **U.S. Cl.**
USPC **D12/169**

(58) **Field of Classification Search**

USPC D12/20, 39, 42, 46, 86, 87, 106, 114, D12/163, 164, 167, 169, 172, 190, 222, D12/223, 317; D8/14, 106, 306, 349, D8/355, 404, 499; D26/28, 29, 30, 31, D26/32, 33, 34, 35, 36

CPC .. B60Q 1/2611; B60Q 1/0483; B60Q 1/0416; B60Q 1/18; B60Q 1/0686; B60Q 1/305; B60R 19/18; B60R 19/50; B62J 6/00

See application file for complete search history.

(56) **References Cited**

U.S. PATENT DOCUMENTS

D331,472 S * 12/1992 Campbell D20/10
D499,198 S * 11/2004 Cowan D26/31
D522,427 S * 6/2006 Beigel D12/196

D656,258 S * 3/2012 Georgitsis B60Q 1/18
D26/31
D744,405 S * 12/2015 Wolf D12/223
D757,316 S * 5/2016 Wymore D26/31
D784,114 S * 4/2017 Rago D8/354
D784,115 S * 4/2017 Rago D8/354
D840,573 S * 2/2019 Wymore D26/31
10,293,772 B2 * 5/2019 Ye B60R 19/50

* cited by examiner

Primary Examiner — Darlington Ly

(74) *Attorney, Agent, or Firm* — Allen, Dyer Doppelt & Gilchrist, P.A.

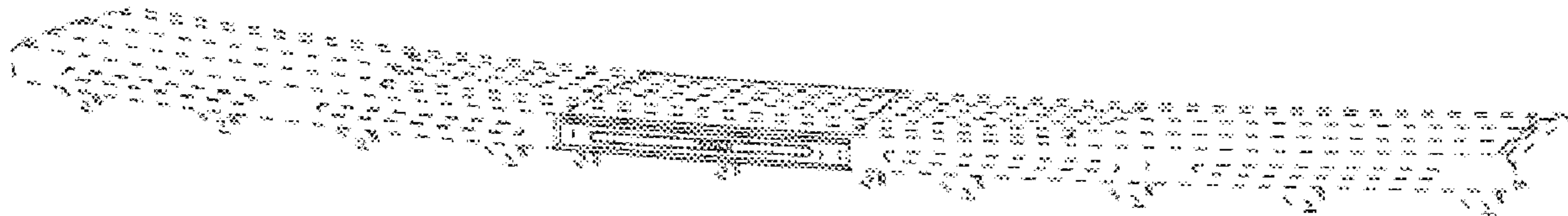
(57) **CLAIM**

The ornamental design for a lighted automobile bumper accessory, substantially as shown and described.

DESCRIPTION

FIG. 1 is a top perspective view of a first embodiment of a lighted automobile bumper accessory;
FIG. 2 is another top perspective view thereof;
FIG. 3 is a top view thereof;
FIG. 4 is bottom view thereof;
FIG. 5 is a front view thereof;
FIG. 6 is a back view thereof;
FIG. 7 is a left side view thereof;
FIG. 8 is a right side view thereof; and,
FIG. 9 is a sectional view taken along line 9-9 of FIG. 3.
The dash-dot broken lines in the drawings delineate boundaries for the portion of the bumper accessory that forms part of the claimed design. The even broken line showings beyond and within the delineated boundaries illustrate portions and features of the bumper accessory that form no part of the claimed design.

1 Claim, 4 Drawing Sheets



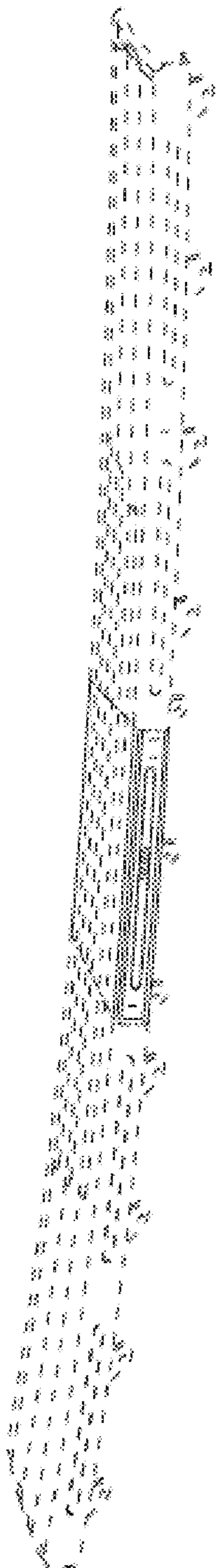


FIG. 1




FIG. 2

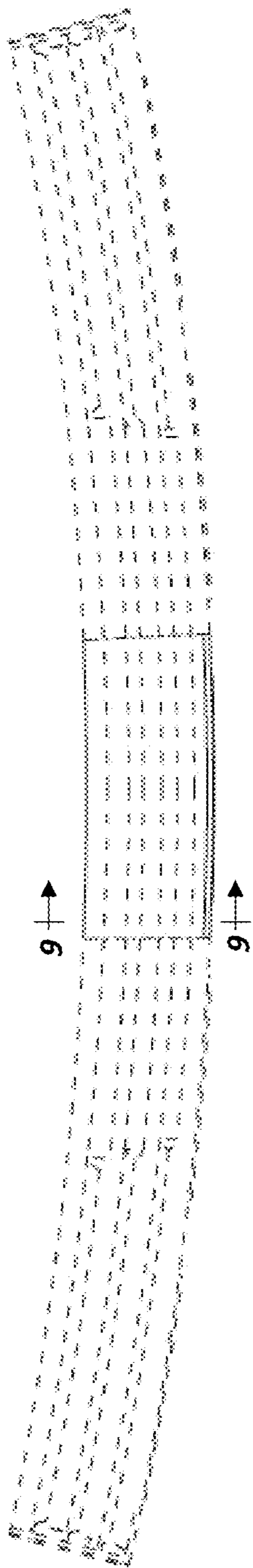


FIG. 3




FIG. 4



FIG. 5



FIG. 6



FIG. 7



FIG. 8



FIG. 9