

US00D967728S

(12) **United States Design Patent** (10) **Patent No.:** **US D967,728 S**
She (45) **Date of Patent:** **** Oct. 25, 2022**

(54) **RING**
(71) Applicant: **SHENZHEN AIHUASHI JEWELLERY CO., LTD**, Shenzhen (CN)
(72) Inventor: **Peihua She**, Shenzhen (CN)
(73) Assignee: **SHENZHEN AIHUASHI JEWELLERY CO., LTD**, Shenzhen (CN)
(**) Term: **15 Years**
(21) Appl. No.: **29/792,249**
(22) Filed: **Mar. 15, 2022**
(51) **LOC (13) Cl.** **11-01**
(52) **U.S. Cl.**
USPC **D11/34**
(58) **Field of Classification Search**
USPC D11/3, 4, 16, 26-39, 91, 92
CPC A44C 9/00; A44C 9/0007; A44C 9/0014; A44C 9/0023; A44C 9/003; A44C 9/0038; A44C 9/0046; A44C 9/0053; A44C 9/0061; A44C 9/0069; A44C 9/0076; A44C 9/0084; A44C 9/0092; A44C 9/02; A44C 17/0258; A44C 17/0266; A44C 17/0275; A44C 17/0283; A44C 17/02; A44C 17/0208; A44C 17/0216; A44C 17/0225; A44C 17/0233; A44C 17/0241; A44C 17/025; A44C 17/0288; A44C 17/0291
See application file for complete search history.

(56) **References Cited**
U.S. PATENT DOCUMENTS
2,177,314 A * 10/1939 Von Dachenhausen
A44C 9/0023
63/15.4
D247,101 S * 1/1978 Durante D11/27

D520,897 S * 5/2006 Sandberg D11/34
D525,555 S * 7/2006 Sandberg D11/34
D525,556 S * 7/2006 Sandberg D11/34
D562,173 S * 2/2008 Hardy D11/4
D659,045 S * 5/2012 Fillon D11/34
D679,214 S * 4/2013 Huskinson D11/26
D690,220 S * 9/2013 Huskinson D11/26
D691,061 S * 10/2013 Huskinson D11/26
D780,016 S * 2/2017 Yatsugi-Kang D11/34
D780,017 S * 2/2017 Yatsugi-Kang D11/34
D780,018 S * 2/2017 Rivière D11/34
D780,020 S * 2/2017 Rivière D11/34
D830,220 S * 10/2018 Hardy D11/26
D832,131 S * 10/2018 Hu D11/4
D842,751 S * 3/2019 Hardy D11/26
D853,880 S 7/2019 Williams et al.
D895,473 S 9/2020 Javaheri
D909,229 S * 2/2021 Williams D11/4
(Continued)

OTHER PUBLICATIONS

[Online] "Enhancer Ring . . ." <https://www.michaelhill.ca/enhancer-ring-with-1-2-carat-tw-of-diamonds-in-14kt-white-gold-C1124175118.html>. Retrieved Jul. 14, 2022.*
(Continued)

Primary Examiner — Melanie Pellegrini


(57) **CLAIM**

The ornamental design for a ring, as shown and described.

DESCRIPTION

FIG. 1 is a perspective view of a ring showing my new design;
FIG. 2 is another perspective view thereof;
FIG. 3 is a front view thereof;
FIG. 4 is a rear view thereof;
FIG. 5 is a left side view thereof;
FIG. 6 is a right side view thereof;
FIG. 7 is a top view thereof; and,
FIG. 8 is a bottom view thereof.

1 Claim, 8 Drawing Sheets



(56)

References Cited

U.S. PATENT DOCUMENTS

D934,104 S * 10/2021 Messika D11/34
2017/0055647 A1 * 3/2017 Samanta A44C 17/0208

OTHER PUBLICATIONS

[Online] "Diamond Enhancer . . ." <https://www.kay.com/diamond-enhancer-ring-12-ct-tw-roundcut-14k-rose-gold/p/V-960273100>.
Retrieved Jul. 14, 2022.*

* cited by examiner



FIG. 1



FIG. 2




FIG. 3




FIG. 4



FIG. 5




FIG. 6



FIG. 7

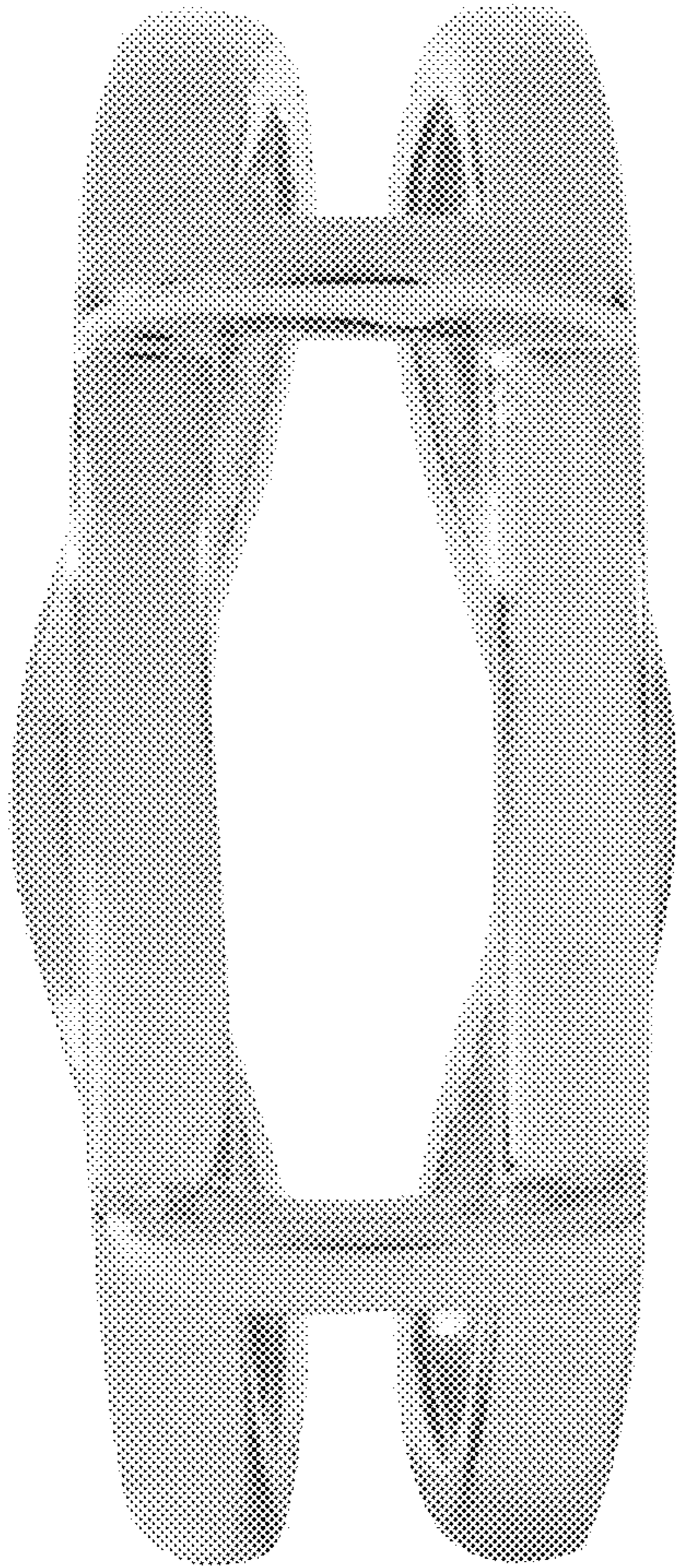


FIG. 8