



US00D967709S

(12) **United States Design Patent**
Wang

(10) **Patent No.:** **US D967,709 S**

(45) **Date of Patent:** **** Oct. 25, 2022**

(54) **DISPENSER CONTAINER**

(71) Applicant: **Zhong Wang**, Songzi (CN)

(72) Inventor: **Zhong Wang**, Songzi (CN)

(**) Term: **15 Years**

(21) Appl. No.: **29/836,300**

(22) Filed: **Apr. 26, 2022**

(51) **LOC (13) Cl.** **09-01**

(52) **U.S. Cl.**
USPC **D9/521; D9/522**

(58) **Field of Classification Search**
USPC D9/521, 522, 529, 723-727, 552;
D28/88

CPC B65D 2501/0081; B65D 1/02; B65D
47/2031

See application file for complete search history.

(56) **References Cited**

U.S. PATENT DOCUMENTS

D245,758 S *	9/1977	Pardo	D9/521
D472,812 S *	4/2003	Lerolle	D28/88
D506,930 S *	7/2005	Cauwood	D9/522
D540,682 S *	4/2007	Shurtleff	D9/529
D542,660 S *	5/2007	Thomas	D9/521
D558,576 S *	1/2008	Zigmans	D9/522
D578,003 S *	10/2008	Shurtleff	D9/521
D632,577 S *	2/2011	Drake	D9/521
D644,521 S *	9/2011	Howell	D9/529
D649,465 S *	11/2011	Oates	D9/521
D714,647 S *	10/2014	Kersten	D9/529
D721,592 S *	1/2015	Peng	
D738,730 S *	9/2015	Marotti	D9/521

D738,731 S *	9/2015	Marotti	D9/521
D739,246 S *	9/2015	Marotti	D9/521
D739,746 S *	9/2015	Liu	D9/521
D742,235 S *	11/2015	Albuquerque	D9/521
D805,905 S *	12/2017	Sterling	D9/521
D855,253 S *	7/2019	Han	D28/88
D881,704 S *	4/2020	Sterling	D9/521

OTHER PUBLICATIONS

Amy, Jul. 19, 2019, Amazon.com Product review, URL: https://www.amazon.com/KIKOMO-Squeezable-Accessories-Containers-Conditioner/dp/B07R6RHBVB/ref=sr_1_53?crid=15AMLDQXO1K6C&keywords=travel%2Bbottle&qid=1662684178&sprefix=travel%2Bbottle%2Caps%2C120&sr=8-53&th=1 (Year: 2019).*

* cited by examiner

Primary Examiner — Brett Miller

Assistant Examiner — Rani J Abdallah

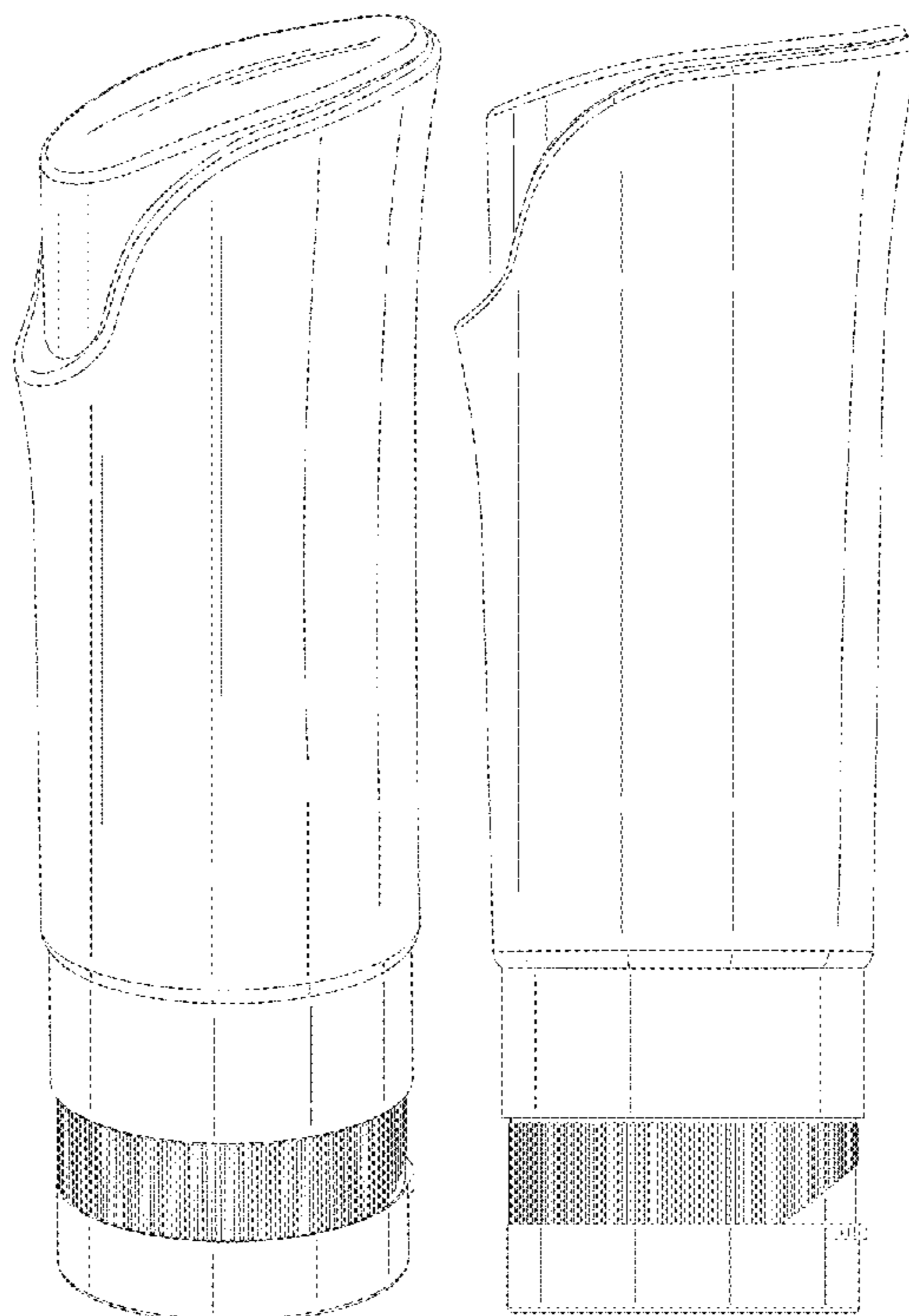
(57) **CLAIM**

The ornamental design for a dispenser container, as shown and described.

DESCRIPTION

FIG. 1 is a front, top and left side perspective view of a dispenser container, showing my new design;
FIG. 2 is a front view thereof;
FIG. 3 is a rear view thereof;
FIG. 4 is a left side view thereof;
FIG. 5 is a right side view thereof;
FIG. 6 is a top view thereof; and,
FIG. 7 is a bottom view thereof.

1 Claim, 7 Drawing Sheets



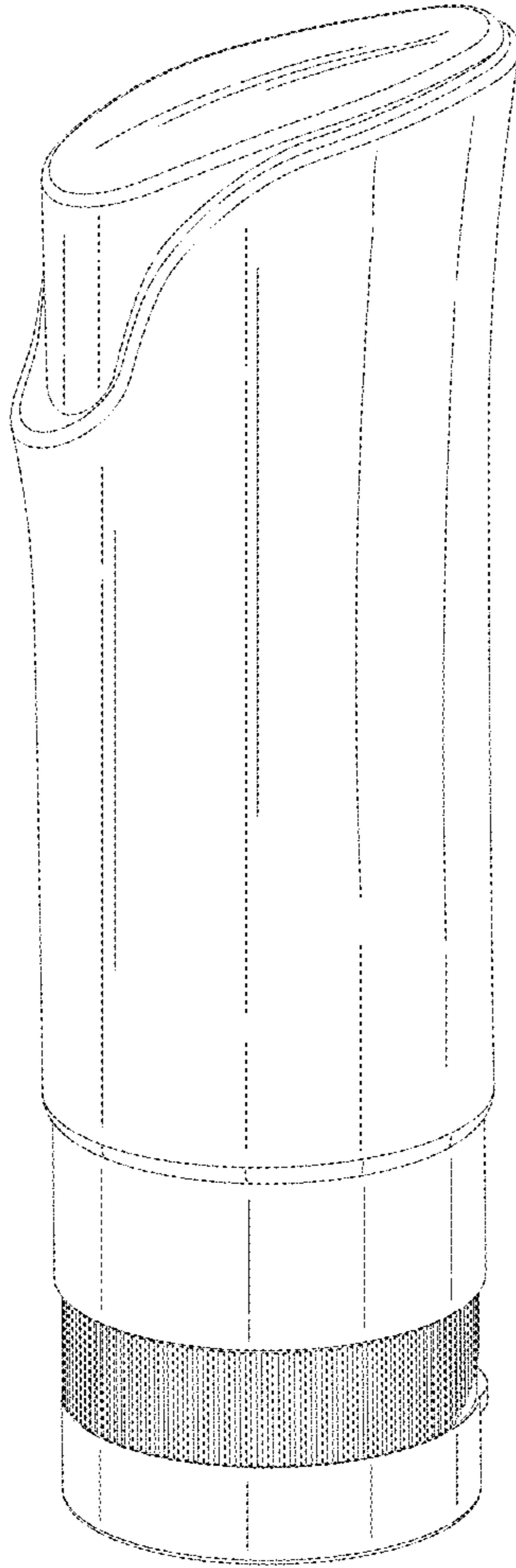


FIG. 1

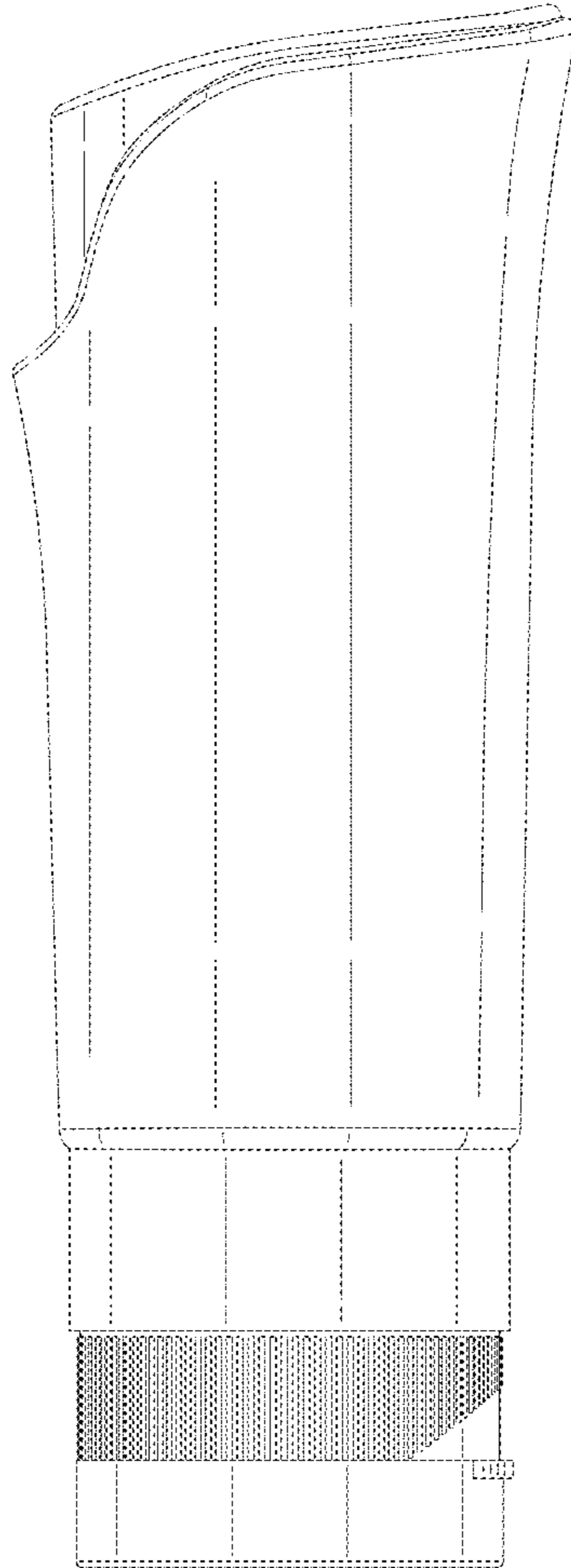


FIG. 2

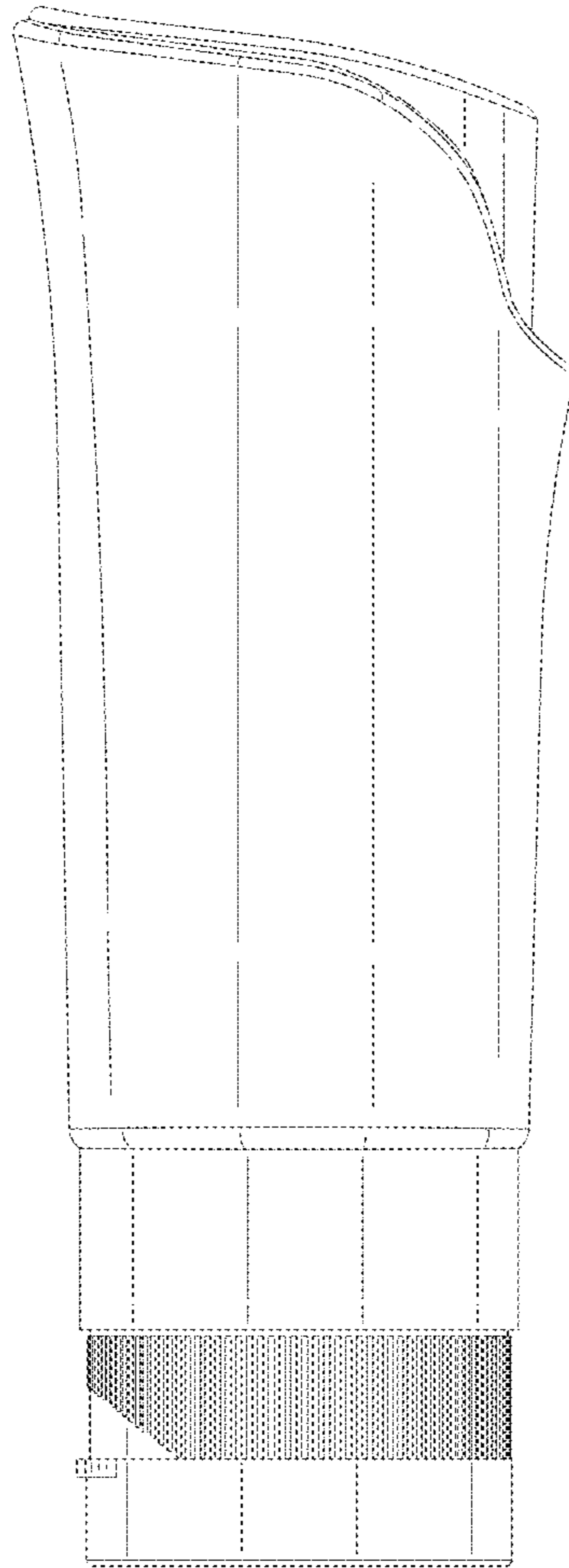


FIG. 3

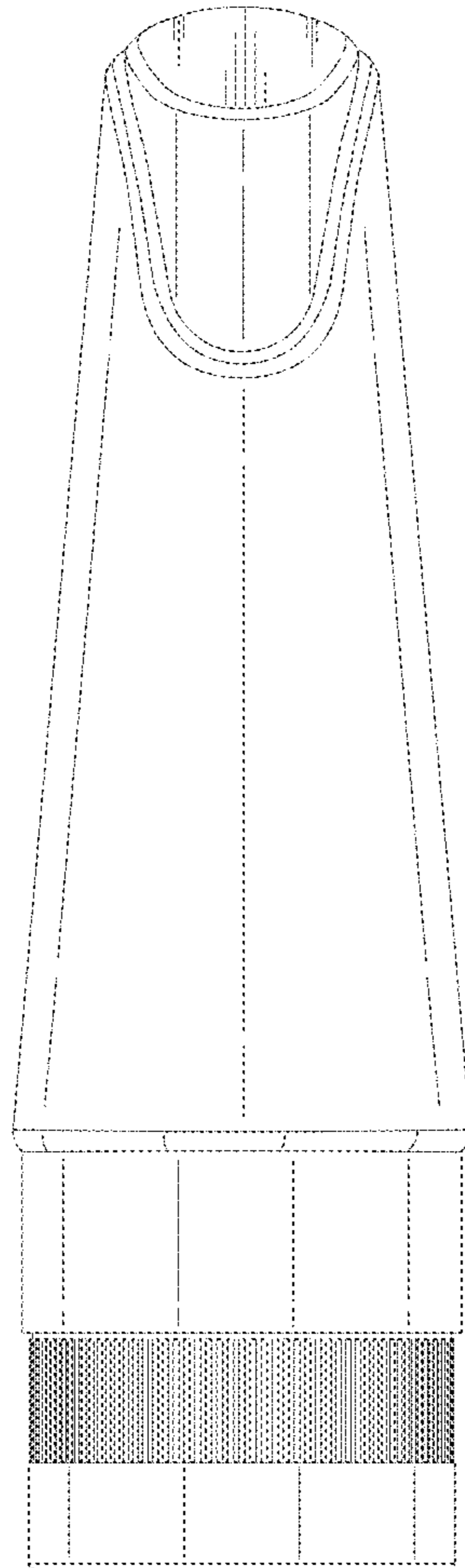


FIG. 4

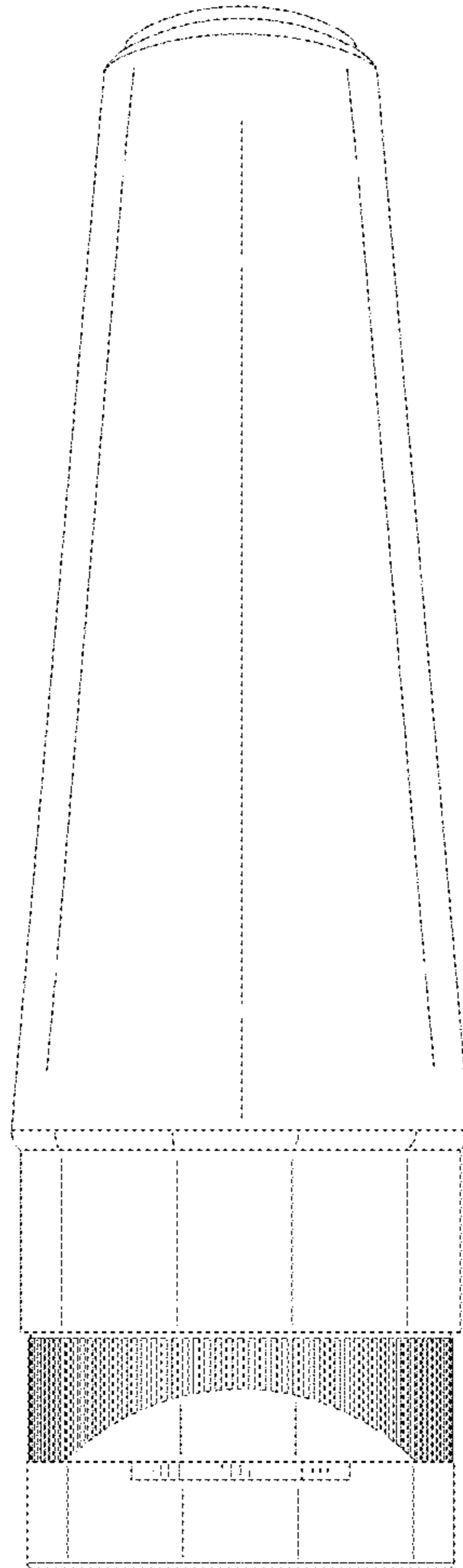


FIG. 5

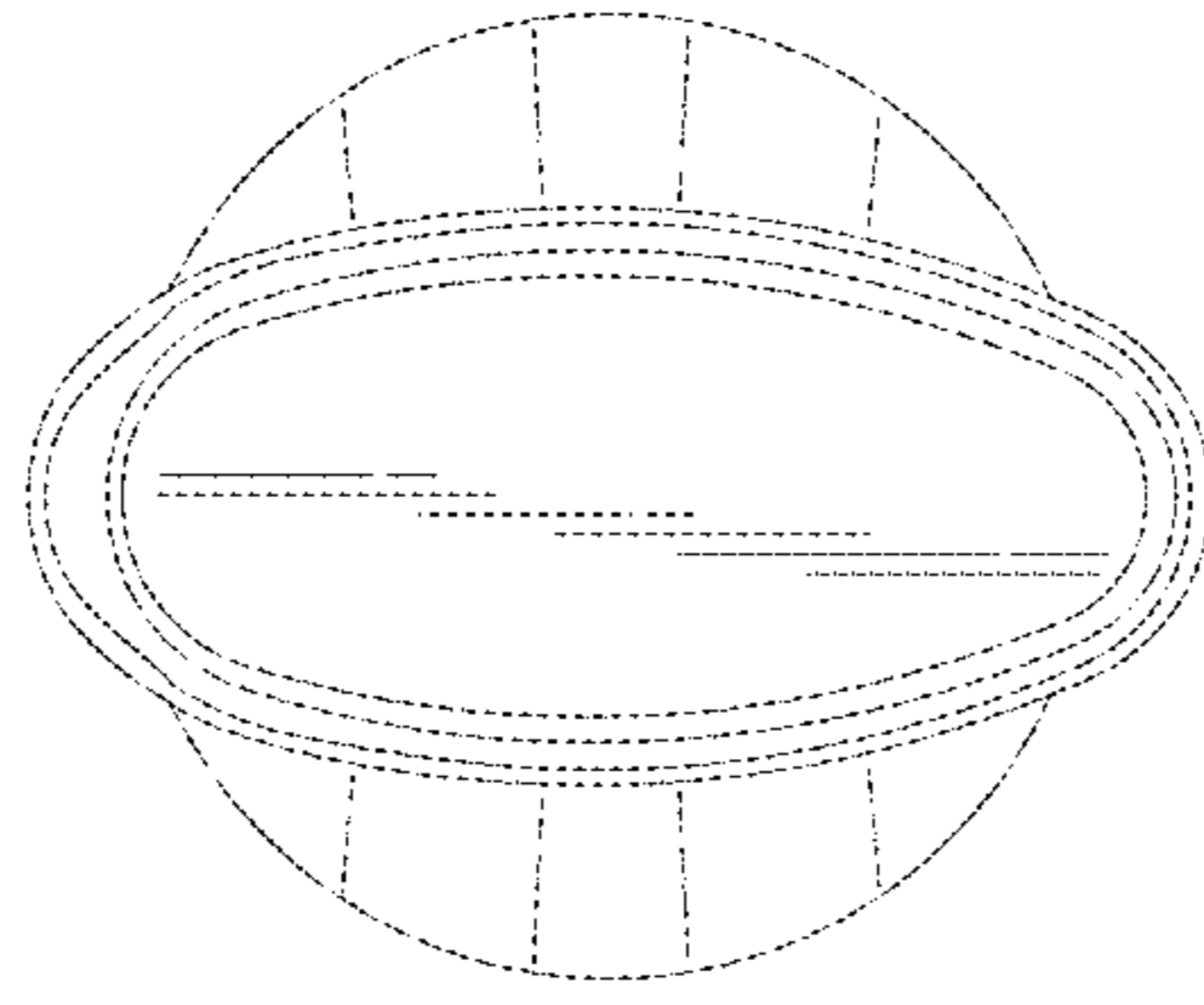


FIG. 6

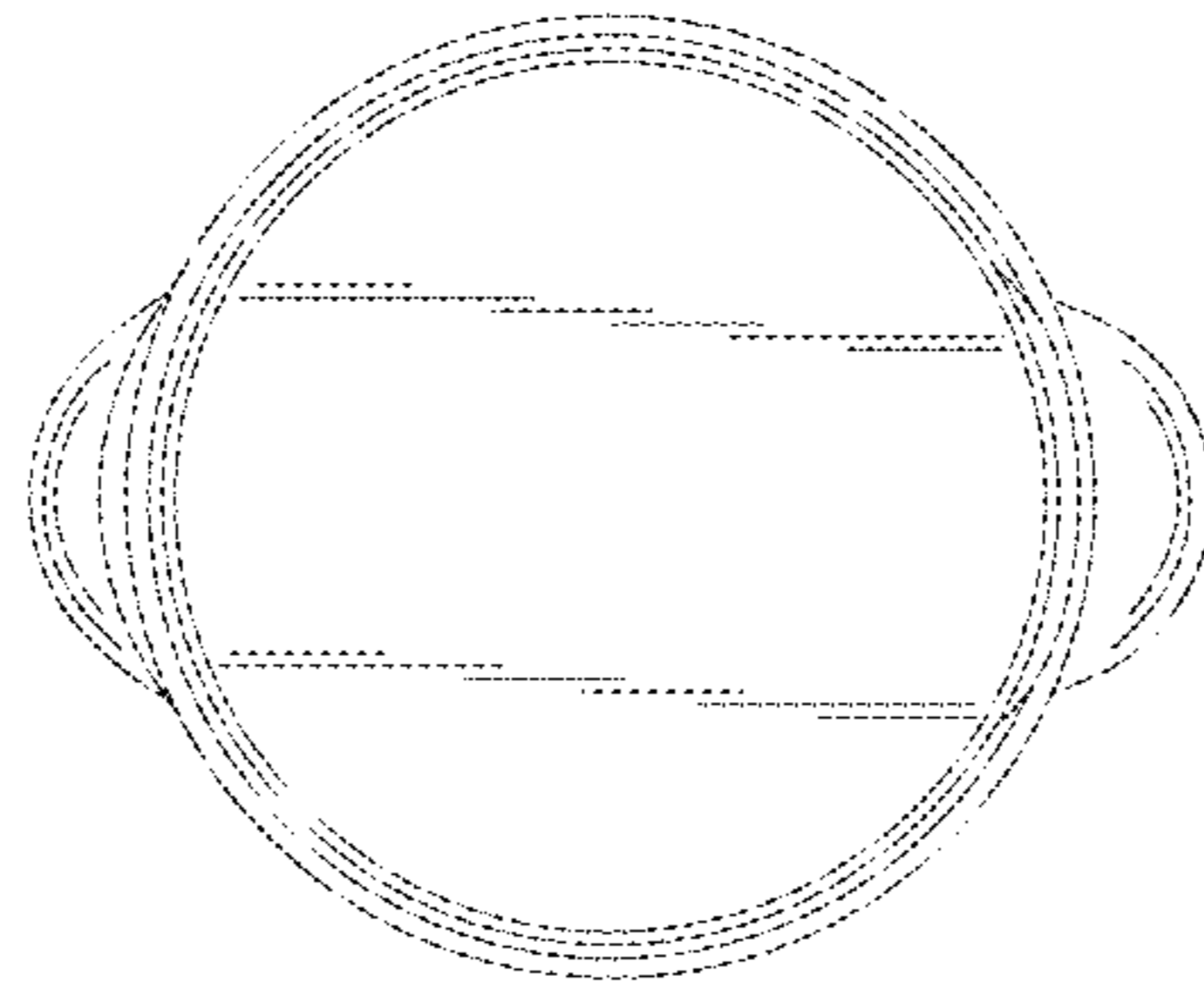


FIG. 7