



US00D967708S

(12) **United States Design Patent**
Wang

(10) **Patent No.:** **US D967,708 S**
(45) **Date of Patent:** **** Oct. 25, 2022**

(54) **DISPENSER CONTAINER**
(71) Applicant: **Zhong Wang**, Songzi (CN)
(72) Inventor: **Zhong Wang**, Songzi (CN)
(**) Term: **15 Years**

D738,731 S * 9/2015 Marotti D9/521
D739,246 S * 9/2015 Marotti D9/521
D739,746 S * 9/2015 Liu D9/521
D742,235 S * 11/2015 Albuquerque D9/521
D805,905 S * 12/2017 Sterling D9/521
D855,253 S * 7/2019 Han D28/88
D881,704 S * 4/2020 Sterling D9/521

(21) Appl. No.: **29/836,297**
(22) Filed: **Apr. 26, 2022**
(51) **LOC (13) Cl.** **09-01**
(52) **U.S. Cl.**
USPC **D9/521; D9/522; D9/552**
(58) **Field of Classification Search**
USPC D9/521, 522, 529, 723-727, 552;
D28/88
CPC B65D 2501/0081; B65D 1/02; B65D
47/2031
See application file for complete search history.

OTHER PUBLICATIONS

Amy, Jul. 19, 2019, Amazon.com Product review, URL: https://www.amazon.com/KIKOMO-Squeezable-Accessories-Containers-Conditioner/dp/B07R6RHBVB/ref=sr_1_53?crid=15AMLDQXO1K6C&keywords=travel%2Bbottle&qid=1662684178&sprefix=travel%2Bbottle%2Caps%2C120&sr=8-53&th=1 (Year: 2019).*

* cited by examiner

Primary Examiner — Brett Miller
Assistant Examiner — Rani J Abdallah

(56) **References Cited**

U.S. PATENT DOCUMENTS

D245,758 S * 9/1977 Pardo D9/521
D472,812 S * 4/2003 Lerolle D28/88
D506,930 S * 7/2005 Cauwood D9/522
D540,682 S * 4/2007 Shurtleff D9/529
D542,660 S * 5/2007 Thomas D9/521
D558,576 S * 1/2008 Zigmans D9/522
D578,003 S * 10/2008 Shurtleff D9/521
D632,577 S * 2/2011 Drake D9/521
D644,521 S * 9/2011 Howell D9/529
D649,465 S * 11/2011 Oates D9/521
D714,647 S * 10/2014 Kersten D9/529
D721,592 S * 1/2015 Peng
D738,730 S * 9/2015 Marotti D9/521

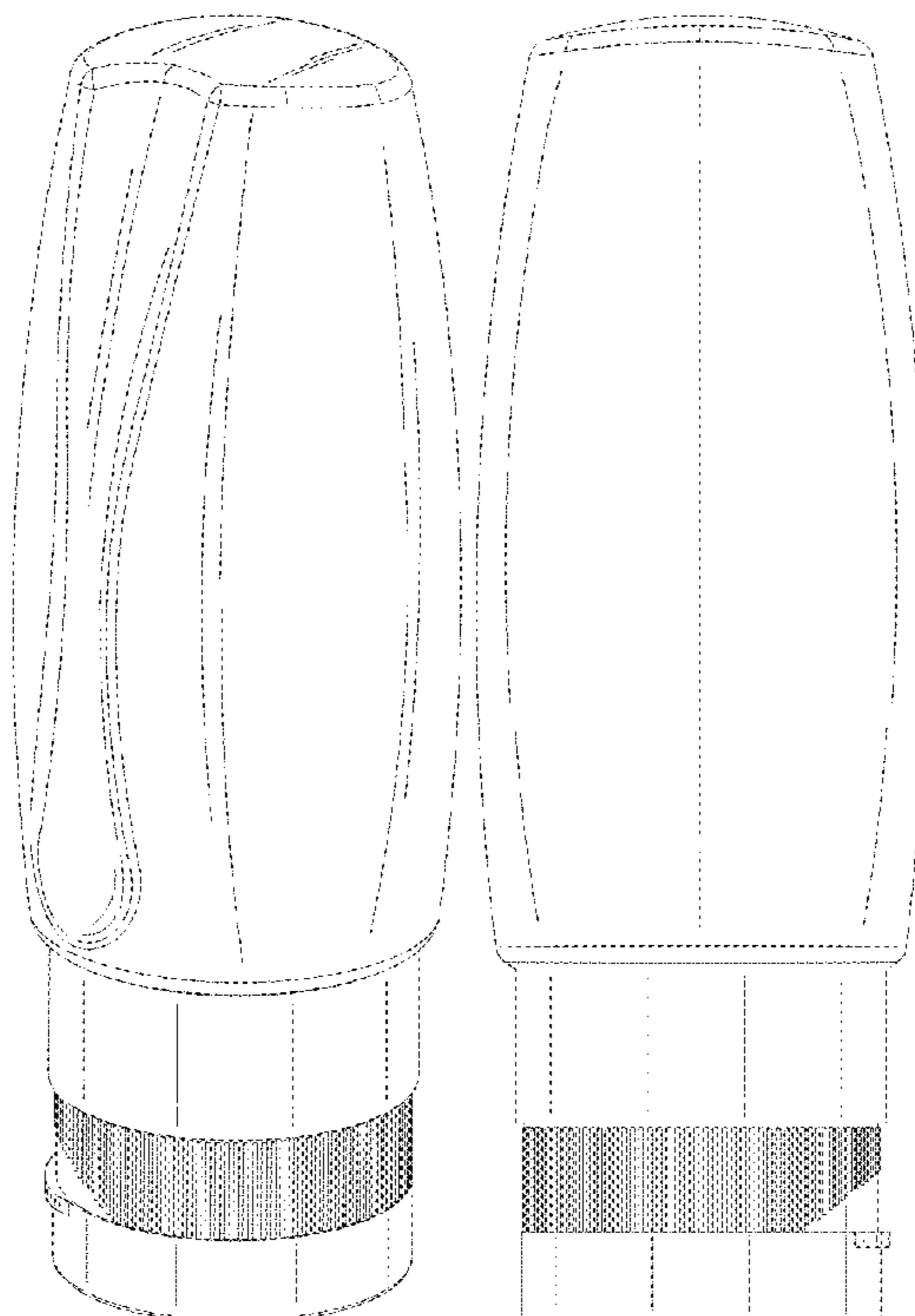
(57) **CLAIM**

The ornamental design for a dispenser container, as shown and described.

DESCRIPTION

FIG. 1 is a rear, top and left side perspective view of a dispenser container, showing my new design;
FIG. 2 is a front view thereof;
FIG. 3 is a right view thereof;
FIG. 4 is a rear side view thereof;
FIG. 5 is a left side view thereof;
FIG. 6 is a top view thereof; and,
FIG. 7 is a bottom view thereof.

1 Claim, 7 Drawing Sheets



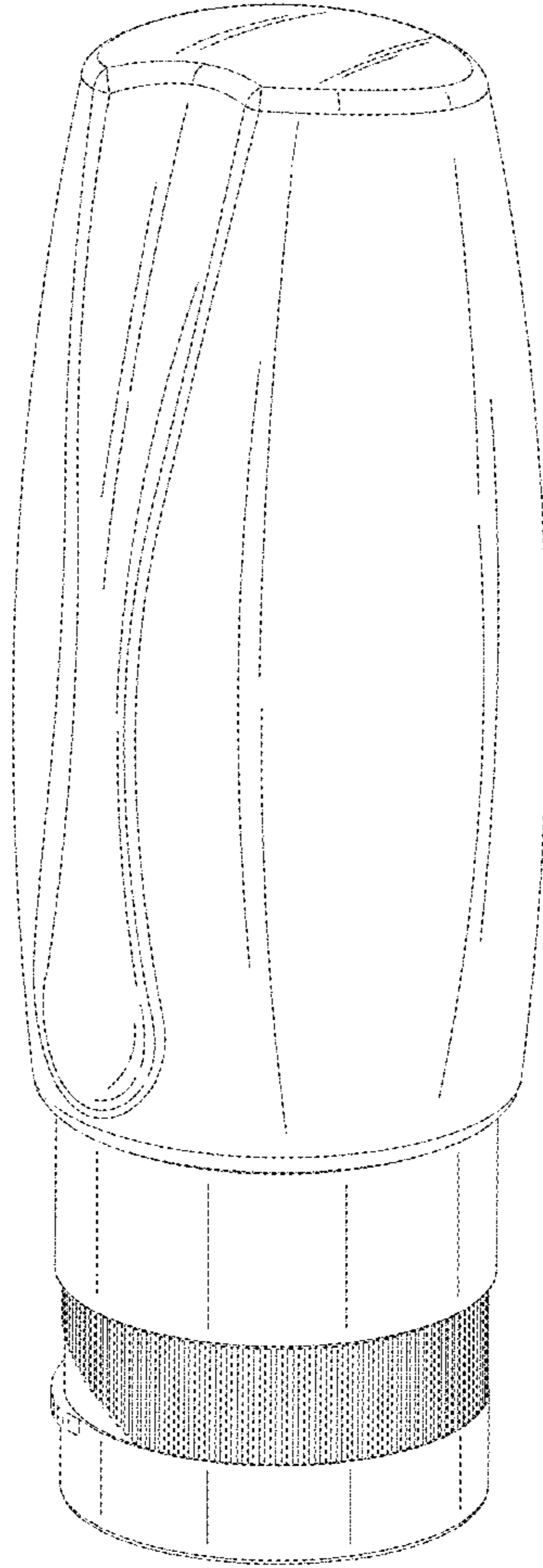


FIG. 1

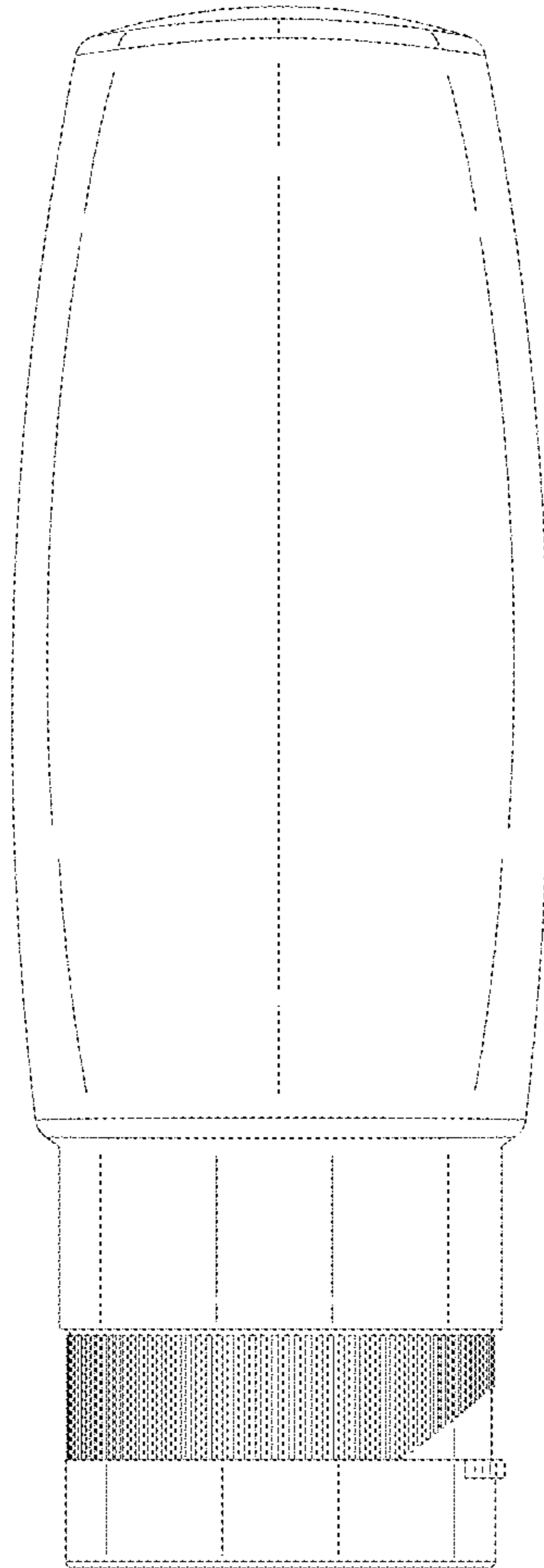


FIG. 2

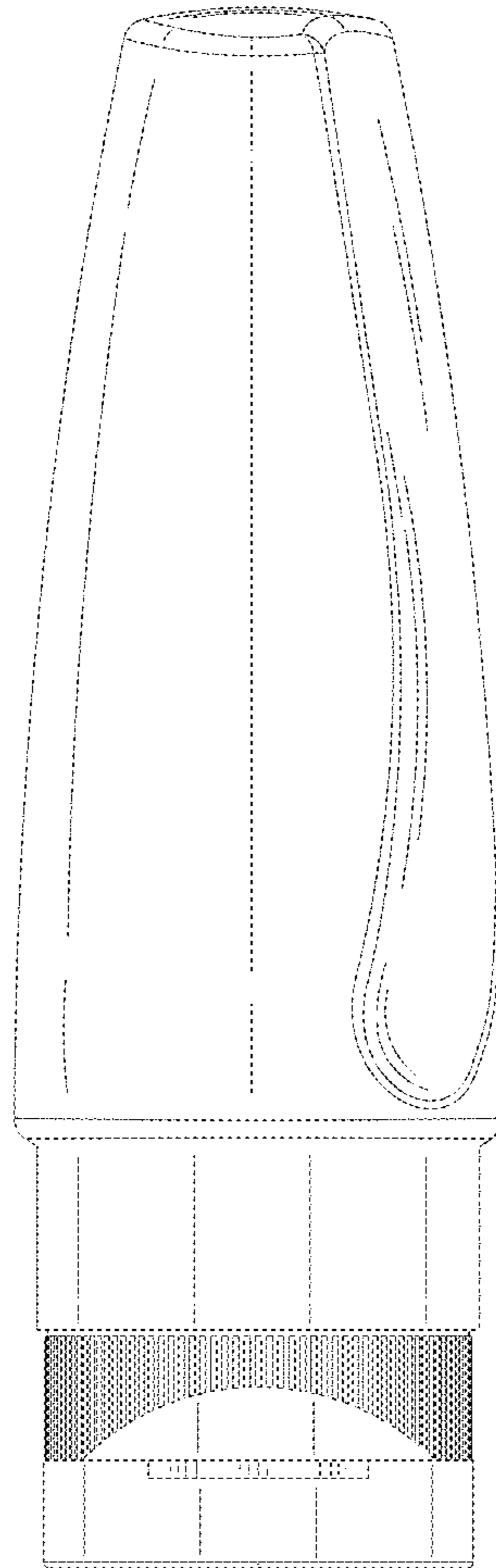


FIG. 3

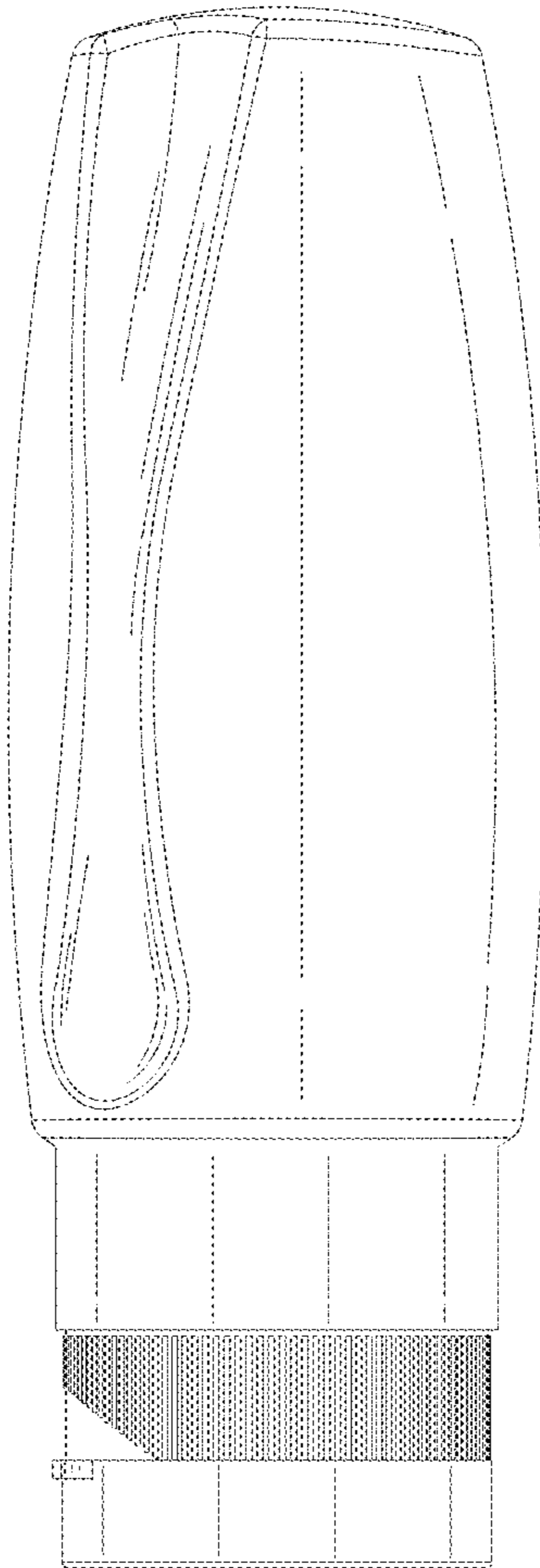


FIG. 4

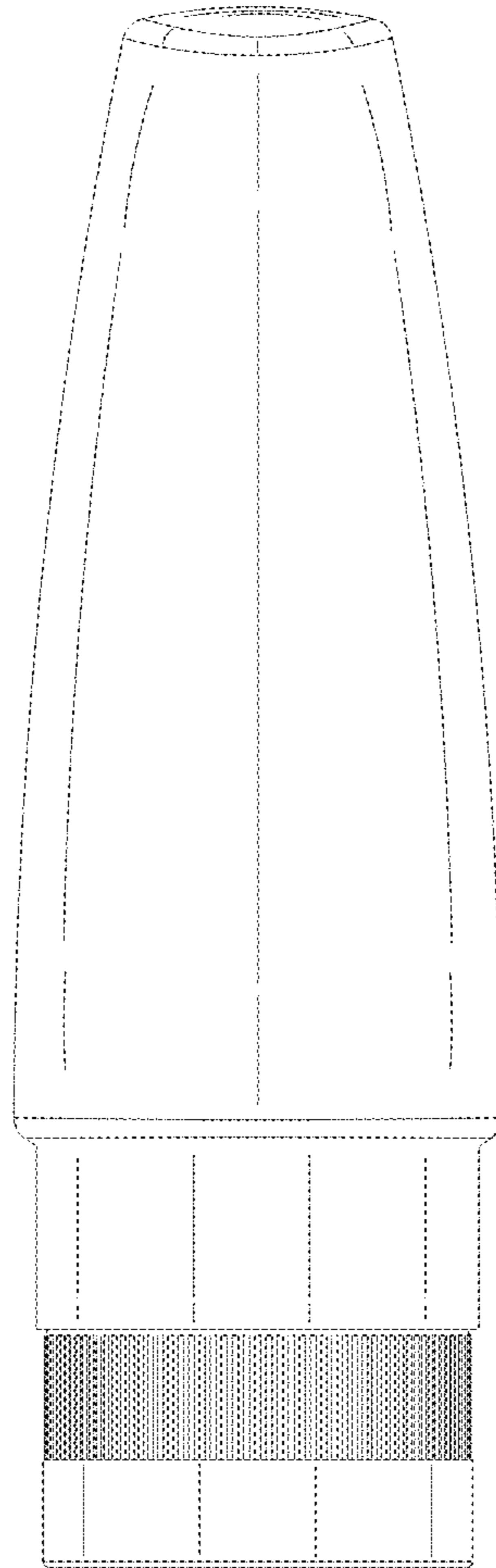


FIG. 5

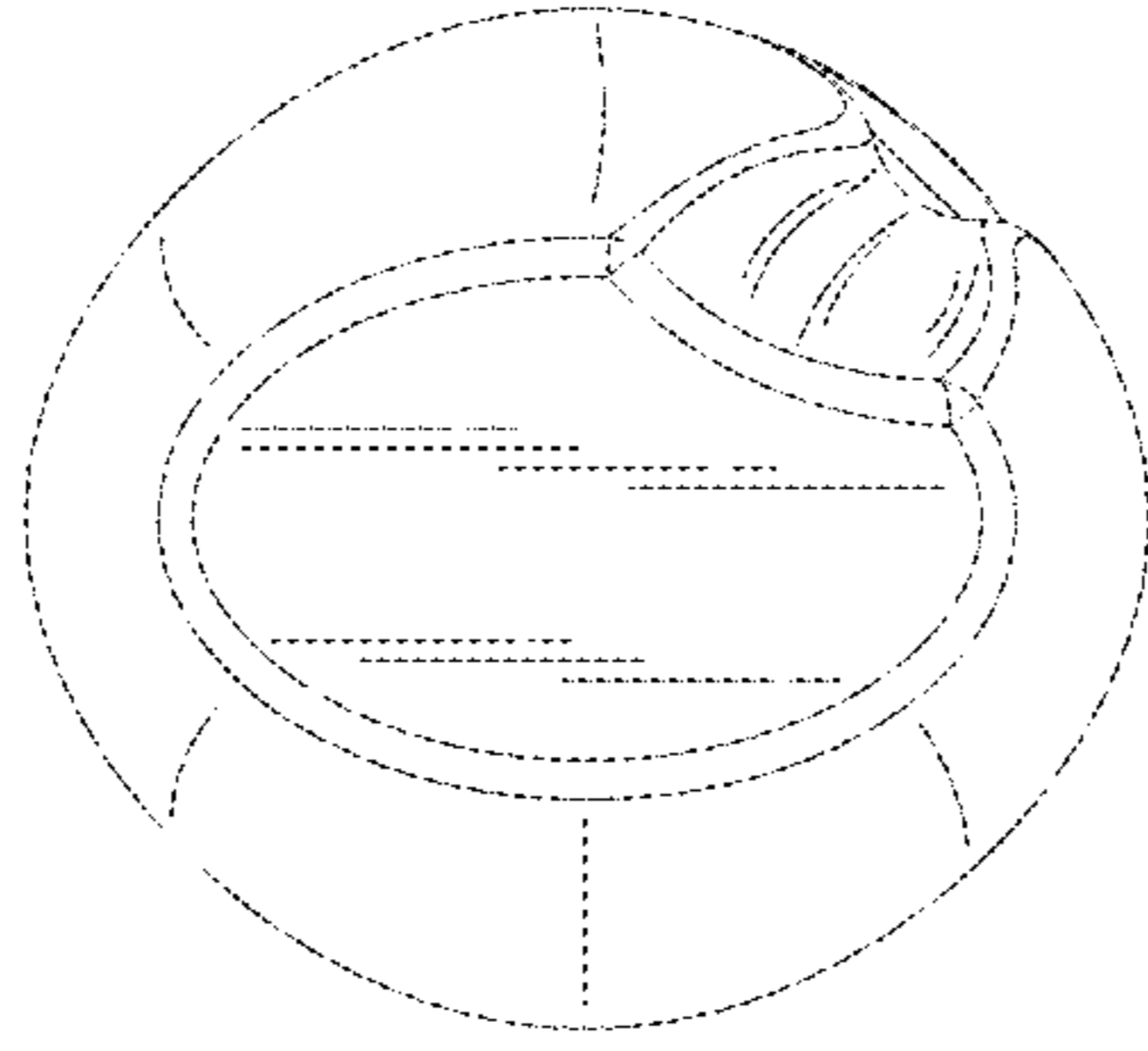


FIG. 6

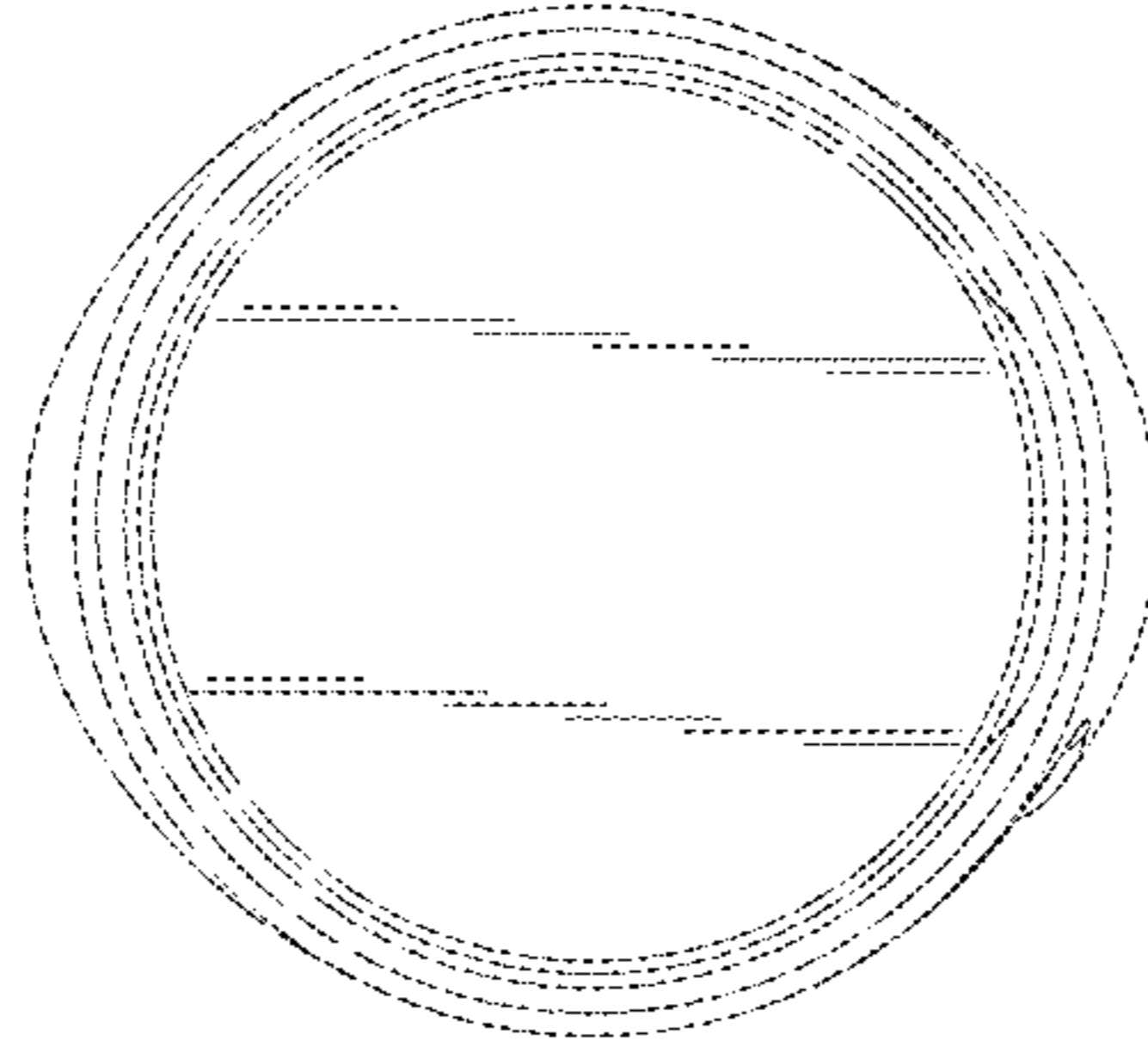


FIG. 7