

US00D967651S

(12) **United States Design Patent** (10) **Patent No.:** **US D967,651 S**
Teliszczuk et al. (45) **Date of Patent:** **** Oct. 25, 2022**

(54) **DISPENSER**
(71) Applicant: **LiO First Inc.**, Montreal (CA)
(72) Inventors: **Stephanie Teliszczuk**, Lorraine (CA);
Marc Tanguay, Montreal (CA); **Robert Katz**, Montreal (CA)

D801,722 S * 11/2017 Indruk D6/545
D831,377 S * 10/2018 Blick D6/545
D840,712 S * 2/2019 Buell D6/545
D862,112 S * 10/2019 Tojek D6/545
D885,789 S * 6/2020 Boeltl D6/522
(Continued)

(73) Assignee: **LiO First Inc.**, Montreal (CA)
(**) Term: **15 Years**

FOREIGN PATENT DOCUMENTS
CA 198269 * 3/2022
CN 303543547 * 1/2016

(21) Appl. No.: **29/751,209**
(22) Filed: **Sep. 18, 2020**
(51) **LOC (13) Cl.** **23-08**
(52) **U.S. Cl.**
USPC **D6/545**
(58) **Field of Classification Search**
USPC D6/524, 542-545, 540, 515, 527, 530;
D9/448, 504, 454, 688, 500, 691-693;
D23/238, 225, 247, 270, 364, 366;
D14/240, 140.1, 140.5, 140.6; D10/118;
239/343; 241/602; 222/105, 173, 180,
222/181.1, 181.2, 181.3, 82
CPC A47K 5/1217; A47K 5/12; A47K 5/1207;
A47K 2005/1218

OTHER PUBLICATIONS
Touchless Exterior Home Dispenser. LiO (online) 3 pgs. No date available. [Retrieved Mar. 18, 2022] <https://liofirst.com/products/lio-exterior-home-dispenser> (Year: 2022).*
(Continued)

Primary Examiner — Marie D. Fast Horse
Assistant Examiner — Jennifer Sierra Yosinski
(74) *Attorney, Agent, or Firm* — Brannen Law Office, LLC

See application file for complete search history.


(57) **CLAIM**
The ornamental design for a dispenser, as shown and described.

(56) **References Cited**
U.S. PATENT DOCUMENTS
D287,448 S * 12/1986 Yoo D6/542
D359,868 S * 7/1995 Brandenburg D6/545
D372,824 S * 8/1996 Lin D6/545
D379,728 S * 6/1997 Simon D6/545
D387,931 S * 12/1997 Chen D6/545
D480,247 S * 10/2003 Ciavarella D6/545
D484,721 S * 1/2004 Chou D6/545
D530,125 S * 10/2006 Vignot D6/545
D552,905 S * 10/2007 Haworth D6/545
D636,476 S * 4/2011 Abbondanzio D23/366
D752,196 S * 3/2016 Cheika D7/416
D773,850 S * 12/2016 Schalitz D6/542

DESCRIPTION

FIG. 1 is a top perspective view of a dispenser, showing our new design;
FIG. 2 is a bottom perspective view thereof;
FIG. 3 is a front view thereof;
FIG. 4 is a rear view thereof;
FIG. 5 is a right side view thereof;
FIG. 6 is a left side view thereof;
FIG. 7 is a top plan view thereof; and,
FIG. 8 is a bottom plan view thereof.
The broken lines shown in the drawings depict portions of the dispenser that form no part of the claimed design.

1 Claim, 8 Drawing Sheets



(56)

References Cited

U.S. PATENT DOCUMENTS

D929,767 S * 9/2021 Turturro D6/545
11,253,110 B1 * 2/2022 Spandl A47K 5/12
2004/0094568 A1 * 5/2004 Dailey B65D 5/4204
221/303
2004/0232168 A1 * 11/2004 Ciavarella A47K 5/1202
222/181.3
2011/0095050 A1 * 4/2011 Hagleitner A47K 10/34
222/25
2011/0101026 A1 * 5/2011 Hagleitner A47K 5/12
222/113
2016/0051095 A1 * 2/2016 Ophardt A47K 5/12
222/173
2016/0309967 A1 * 10/2016 Pelfrey A47K 5/1215
2017/0020348 A1 * 1/2017 Schalitz B05B 15/62

OTHER PUBLICATIONS

How to Clean the Inner Tank of Automatic Soap and Alcohol GEL
Hand Sanitizer Dispenser IFSDJ0037. Intelligenhanddryer (online)
1 pg. Available Jul. 31, 2020. [Retrieved Jun. 7, 2022] <https://www.youtube.com/watch?v=8ekYlfKnZNg> (Year: 2022).*

* cited by examiner



FIG. 1




FIG. 2




FIG. 3

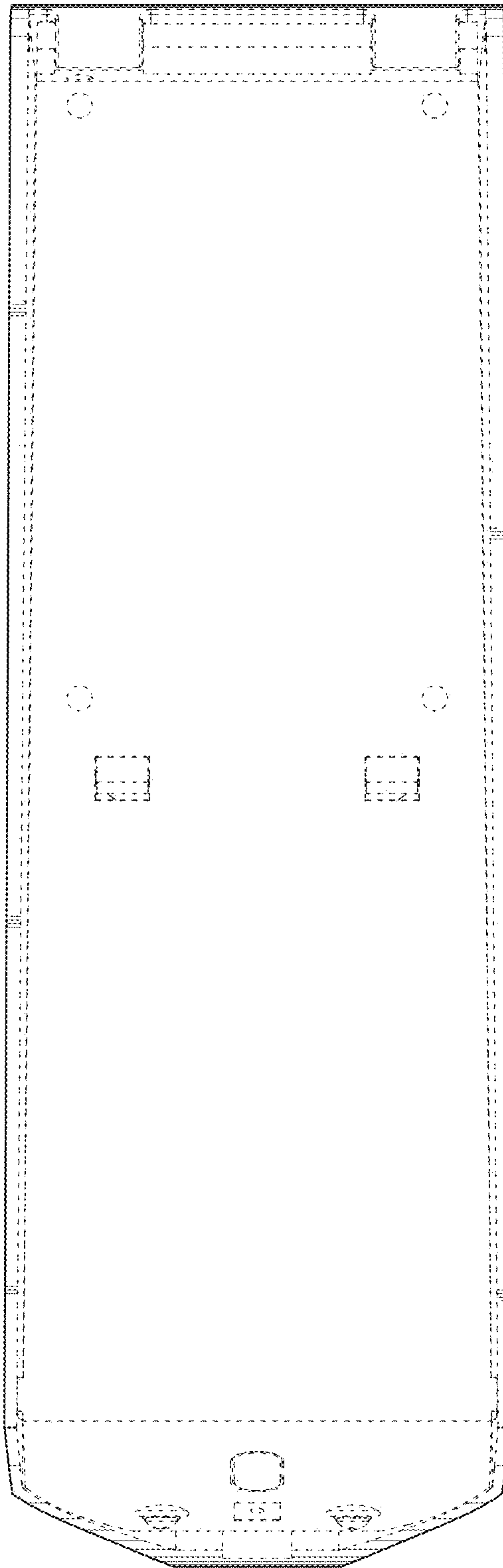


FIG. 4




FIG. 5




FIG. 6

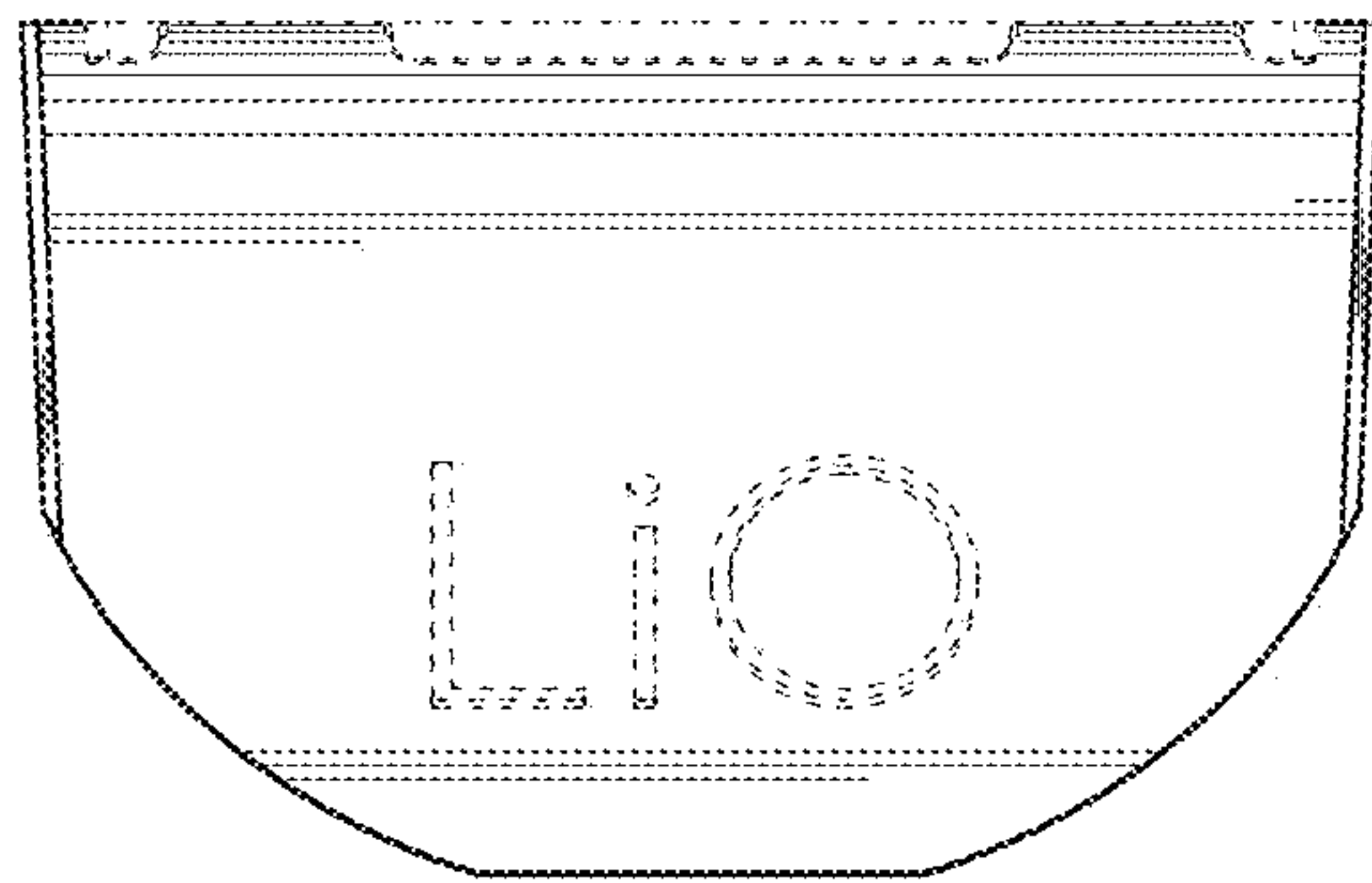


FIG. 7

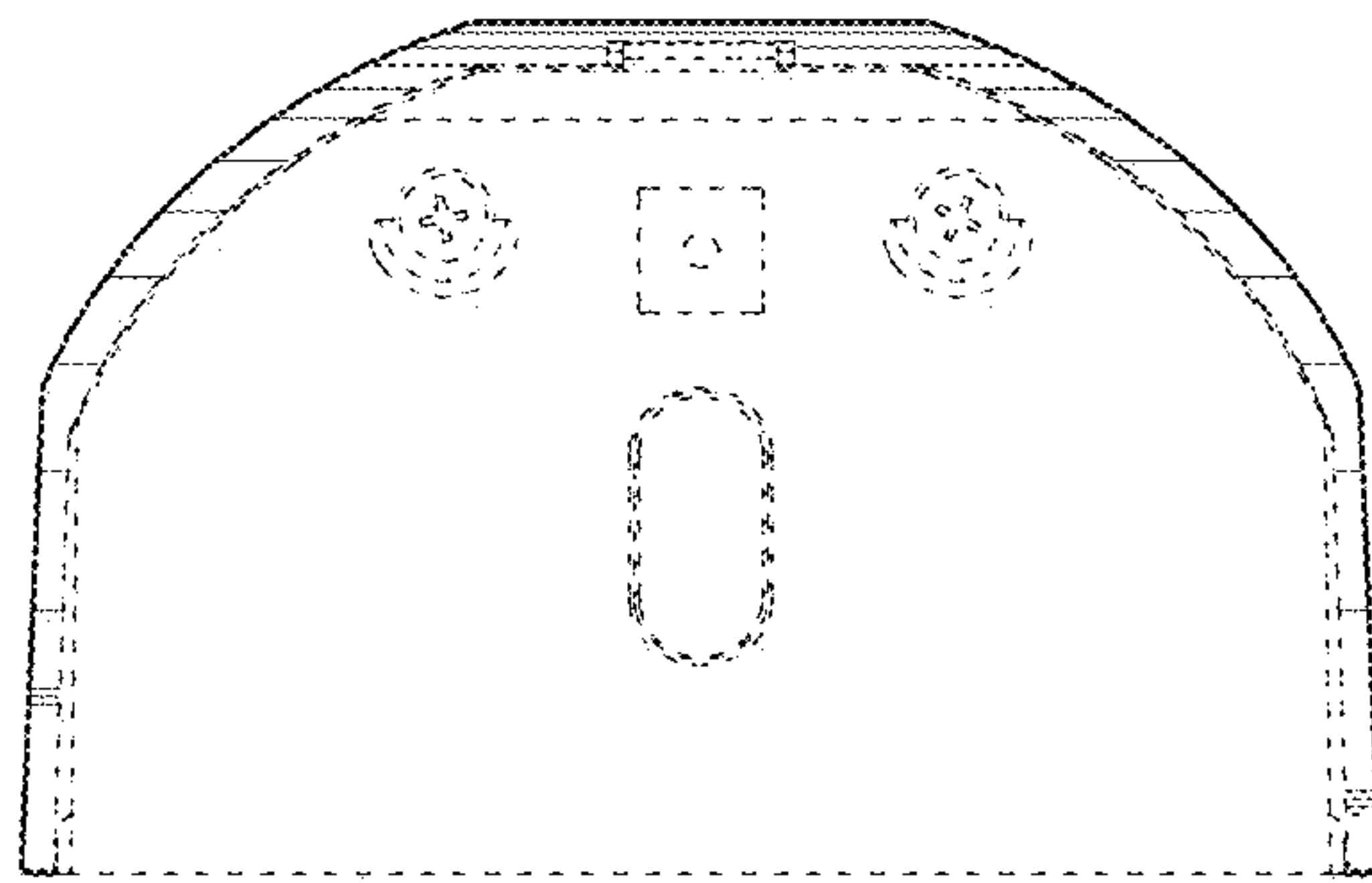


FIG. 8