



US00D967641S

(12) **United States Design Patent** (10) **Patent No.:** **US D967,641 S**
Li (45) **Date of Patent:** **** Oct. 25, 2022**

(54) **CHAIR**

(71) Applicant: **39F USA INC**, Rancho Cucamonga, CA (US)

(72) Inventor: **Yuehai Li**, Rancho Cucamonga, CA (US)

(73) Assignee: **39F USA INC**, Rancho Cucamonga, CA (US)

(**) Term: **15 Years**

(21) Appl. No.: **29/727,072**

(22) Filed: **Mar. 9, 2020**

(51) **LOC (13) Cl.** **06-01**

(52) **U.S. Cl.**
USPC **D6/374**

(58) **Field of Classification Search**
USPC D6/334–336, 366, 371, 372, 373, 374,
D6/375, 380, 716, 716.1, 716.2, 716.3,
D6/716.4
CPC A47C 3/04; A47C 3/12; A47C 4/02; A47C
4/028; A47C 4/03; A47C 5/12; A47C
7/18; A47C 7/24

See application file for complete search history.

(56) **References Cited**

U.S. PATENT DOCUMENTS

D811,757 S	*	3/2018	Moscheri	D6/334
D825,949 S	*	8/2018	Bouroullec	D6/374
D876,116 S	*	2/2020	Ji	D6/374
D924,589 S	*	7/2021	Li	D6/366
D931,669 S	*	9/2021	Li	D6/366

OTHER PUBLICATIONS

CorLiving Nash Contemporary/Modern Polyester/Polyester Blend Upholstered Dining Side Chair (Composite Frame) lowes.com, Retrieved Date: Jun. 2, 2022, p. 1, from <https://www.lowes.com/pd/CorLiving-CorLiving-Nash-Velvet-Channel-Tufted-Side-Chair-Blue/5013552557> (Year: 2022).*

CIMOO Velvet Dining Chairs Set of 2 Modern Armless Accent Chairs with Golden Metal Legs Upholstered Tufted Side Chairs for Kitchen Living Room Bedroom Vanity (Grey). amazon.com, Date First Available: Aug. 19, 2020, pp. 1-9, from https://www.amazon.com/CIMOTA-Velvet-Upholstered-Armless-Kitchen/dp/B08G8GTR7V/ref=sr_1_2?crd=3AVOJXM43GOKG&keywords=cimoo%2Bvelvet%2Bdining%2Bchair&qid=1654371776&s=home-garden&sprefix=cimoo%2Bvelvet%2Bdining%2Bchair%2Cgarden%2C59&sr=1-2&th=1 (Year: 2020).*

* cited by examiner

Primary Examiner — Mimoso De

(74) *Attorney, Agent, or Firm* — Raymond Y. Chan; David and Raymond Patent Firm

(57) **CLAIM**

The ornamental design for a chair, as shown and described.

DESCRIPTION

FIG. 1 is a front perspective view of a chair showing my new design;

FIG. 2 is a front elevation view thereof;

FIG. 3 is a rear elevation view thereof;

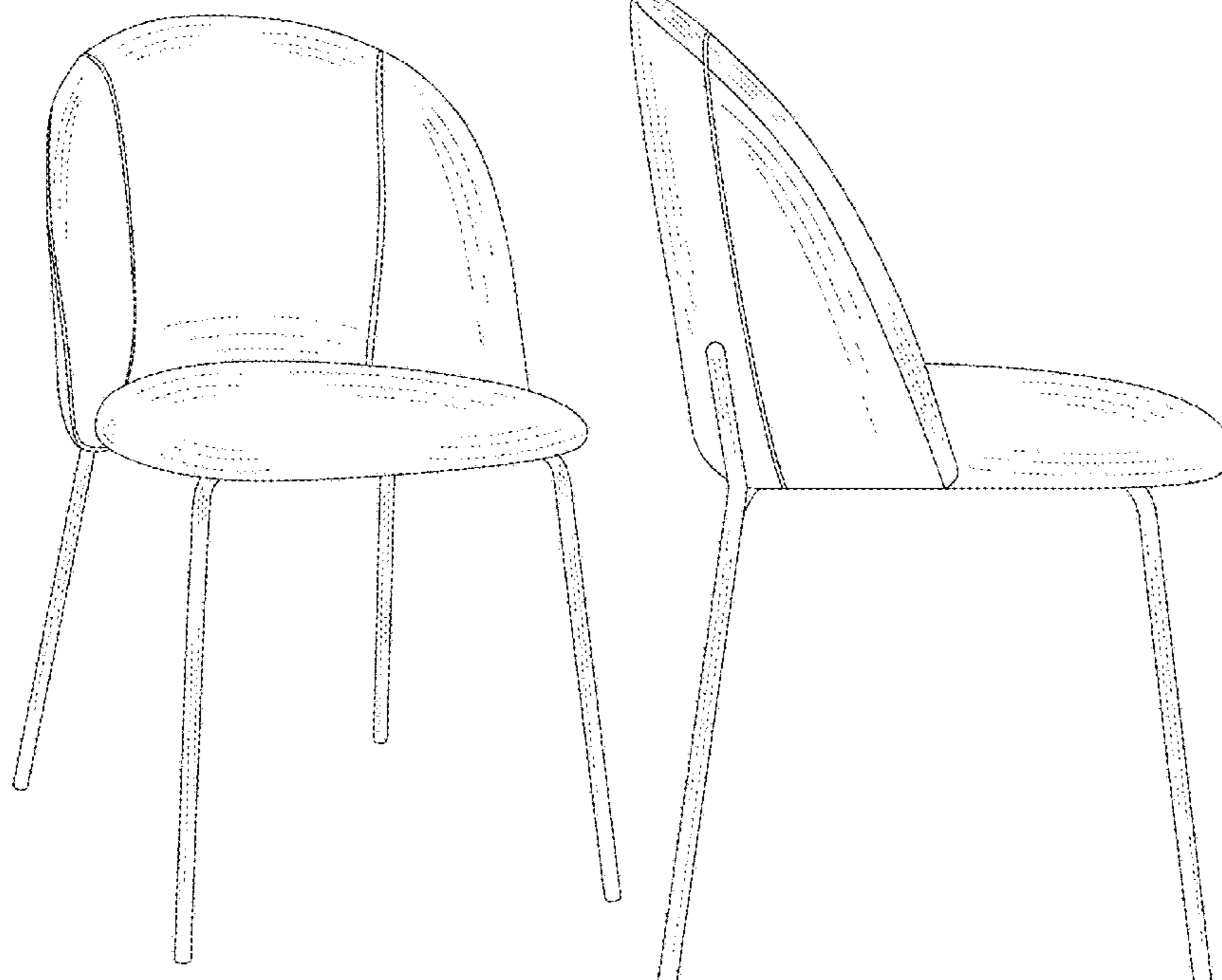
FIG. 4 is a left-side elevation view thereof;

FIG. 5 is a right-side elevation view thereof;

FIG. 6 is a top plan view thereof; and,

FIG. 7 is a bottom plan view thereof.

1 Claim, 7 Drawing Sheets






Fig.1




Fig.2




Fig.3




Fig.4

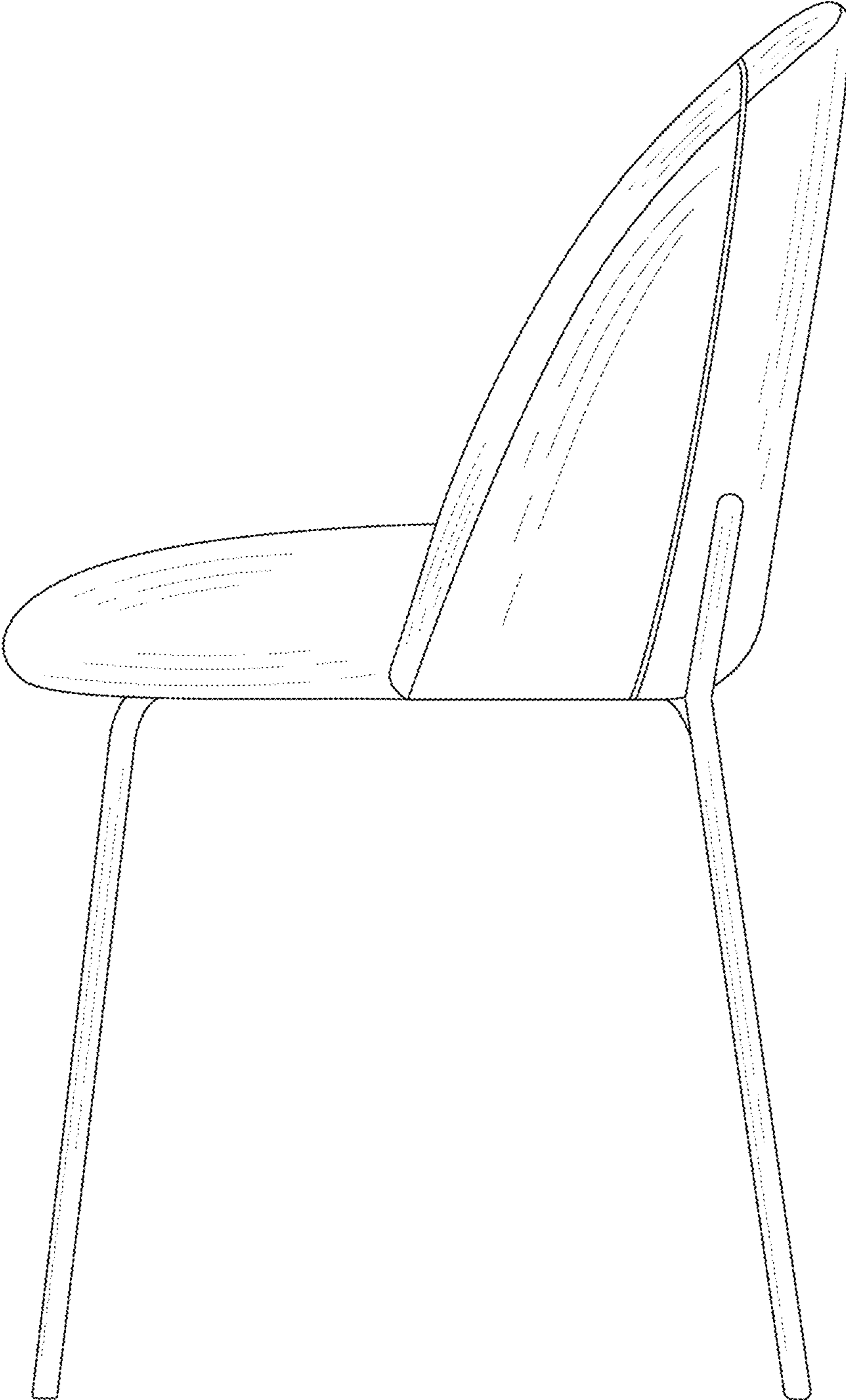


Fig.5

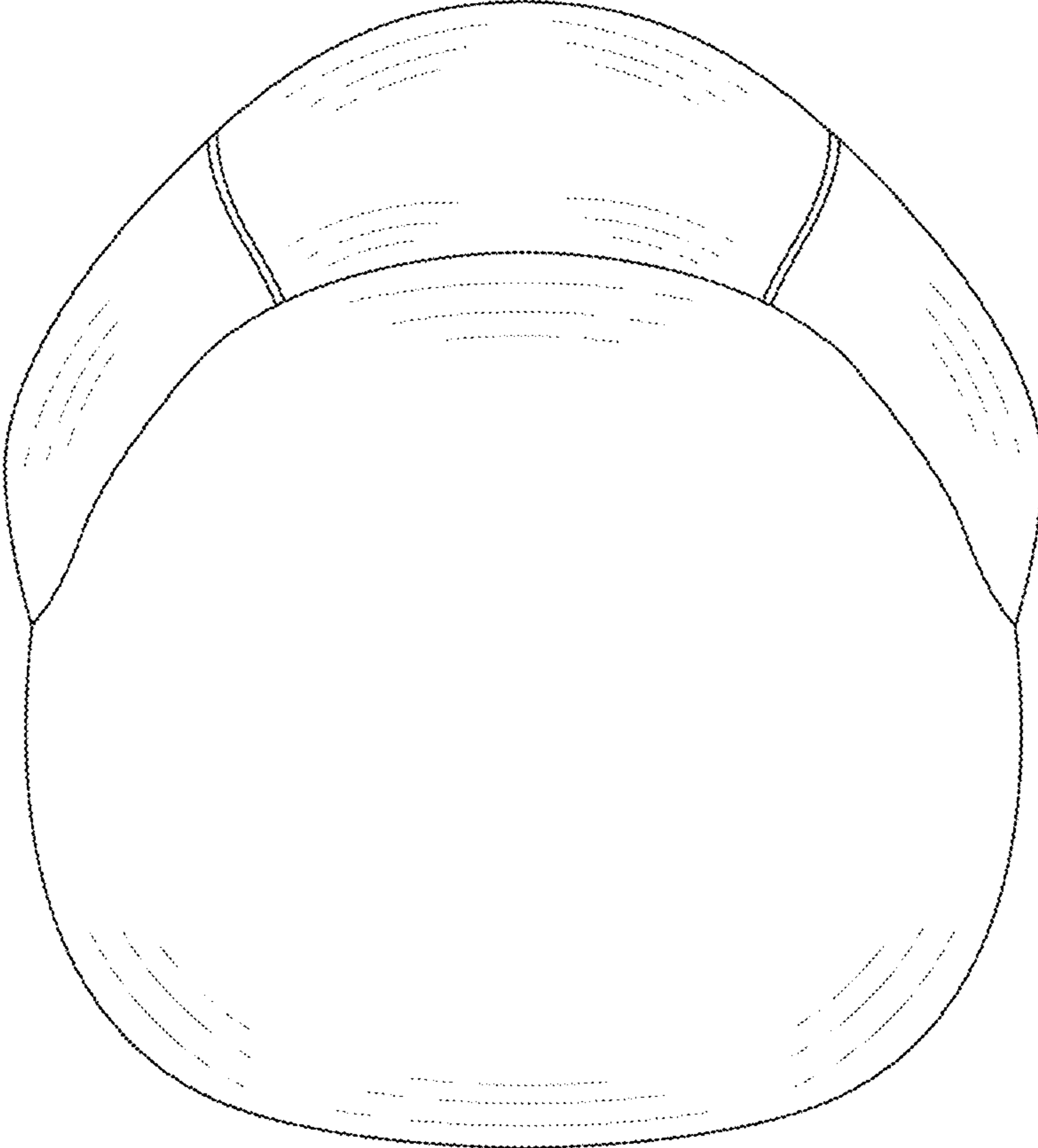


Fig.6

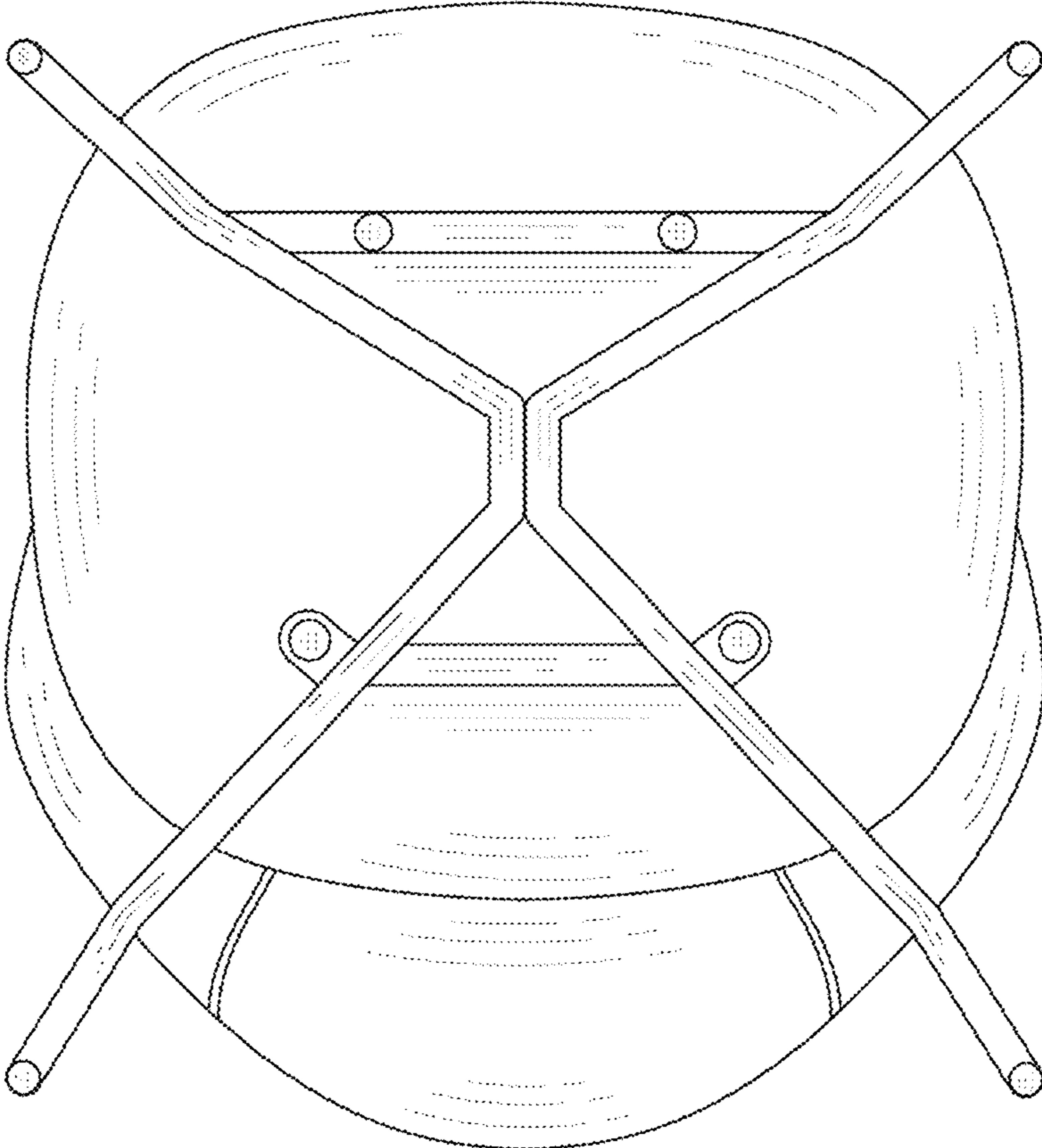


Fig.7