



US00D967637S

(12) **United States Design Patent** (10) **Patent No.:** **US D967,637 S**
Chen (45) **Date of Patent:** **** Oct. 25, 2022**

(54) **HAMMOCK CHAIR**
(71) Applicant: **YUEQING SANJIA OUTDOOR PRODUCTS CO., LTD., Zhejiang (CN)**
(72) Inventor: **Linfen Chen, Zhejiang (CN)**
(73) Assignee: **YUEQING SANJIA OUTDOOR PRODUCTS CO., LTD., Zhejiang (CN)**
(**) Term: **15 Years**
(21) Appl. No.: **29/816,361**
(22) Filed: **Nov. 22, 2021**
(51) **LOC (13) Cl.** **06-01**
(52) **U.S. Cl.**
USPC **D6/347**
(58) **Field of Classification Search**
USPC D6/347, 374
CPC ... A63G 1/20; A63G 9/00; A63G 9/04; A63G 9/14; A61G 7/1051; A61G 7/1059; A45F 3/26; A45F 3/24; A47D 13/02; A47D 13/107; A47D 9/02; A47C 3/0255; A47C 3/023; A47C 3/12; A47C 5/02; A47C 5/10
See application file for complete search history.

D364,969 S * 12/1995 Boone D6/347
D418,314 S * 1/2000 Hines D6/347
7,073,857 B1 * 7/2006 Bailey A47C 3/0255
297/277
D677,913 S * 3/2013 Britz, Jr. D6/347
D706,044 S * 6/2014 Nassif D6/347
D776,948 S * 1/2017 Weng D6/347
D829,455 S * 10/2018 Sabbagh D6/347
D917,900 S 5/2021 Ren
D923,949 S 7/2021 Sun
11,297,950 B2 * 4/2022 Sabbagh A47C 3/0255
2019/0167006 A1 * 6/2019 Sabbagh A47C 3/023
2022/0192383 A1 * 6/2022 Sabbagh A47C 3/023

OTHER PUBLICATIONS

“Hammock Chair Swing” Feb. 11, 2021, amazon.com, site visited Aug. 12, 2022 <https://www.amazon.com/Hammock-Hanging-Cushions-Macrame-Outdoor/dp/B098F5GM83/ref=cm_cr_ar_p_d_product_top?ie=UTF8> (Year: 2021).*

* cited by examiner

Primary Examiner — Kevin K Rudzinski
Assistant Examiner — Paul D Bohannon
(74) *Attorney, Agent, or Firm* — True Shepherd, LLC; Andrew Cheng

(57) **CLAIM**

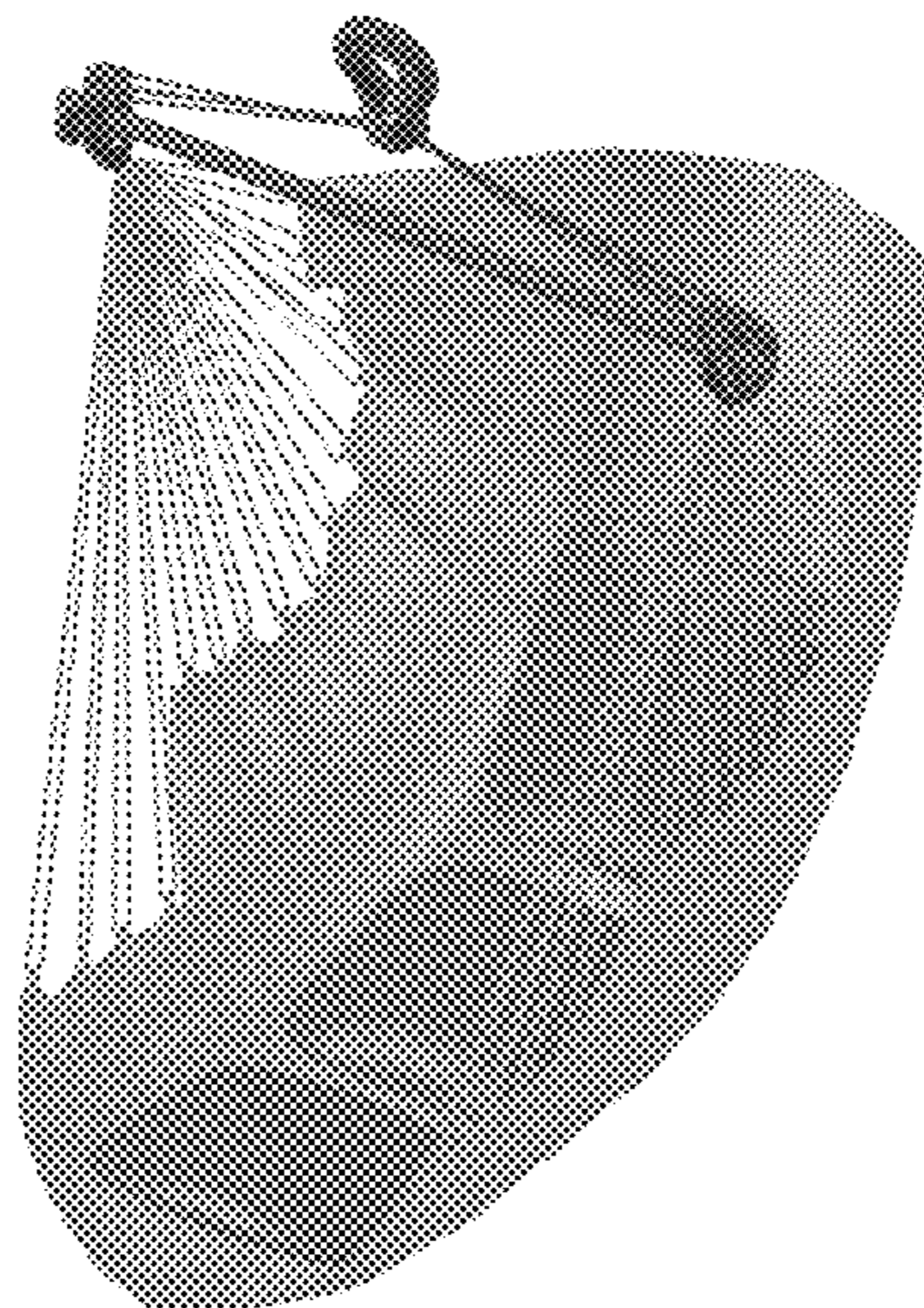
The ornamental design for a hammock chair, as shown and described.

DESCRIPTION

FIG. 1 is a front, right and top perspective view of a hammock chair, showing my design.
FIG. 2 is a front elevation view thereof.
FIG. 3 is a rear elevation view thereof.
FIG. 4 is a left side elevation view thereof.
FIG. 5 is a right side elevation view thereof.
FIG. 6 is a top plan view thereof; and,
FIG. 7 is a bottom plan view thereof.

1 Claim, 7 Drawing Sheets

(56) **References Cited**
U.S. PATENT DOCUMENTS
D243,044 S * 1/1977 Pathman D6/347
4,188,063 A * 2/1980 Dusart A47C 3/0255
297/452.12
4,244,622 A * 1/1981 Simpson A47C 3/0255
D6/347
D278,292 S * 4/1985 Newby D6/347
D326,781 S * 6/1992 Brundige D6/347
D348,161 S * 6/1994 Craig, III D6/347
D355,533 S * 2/1995 Meeker D6/347



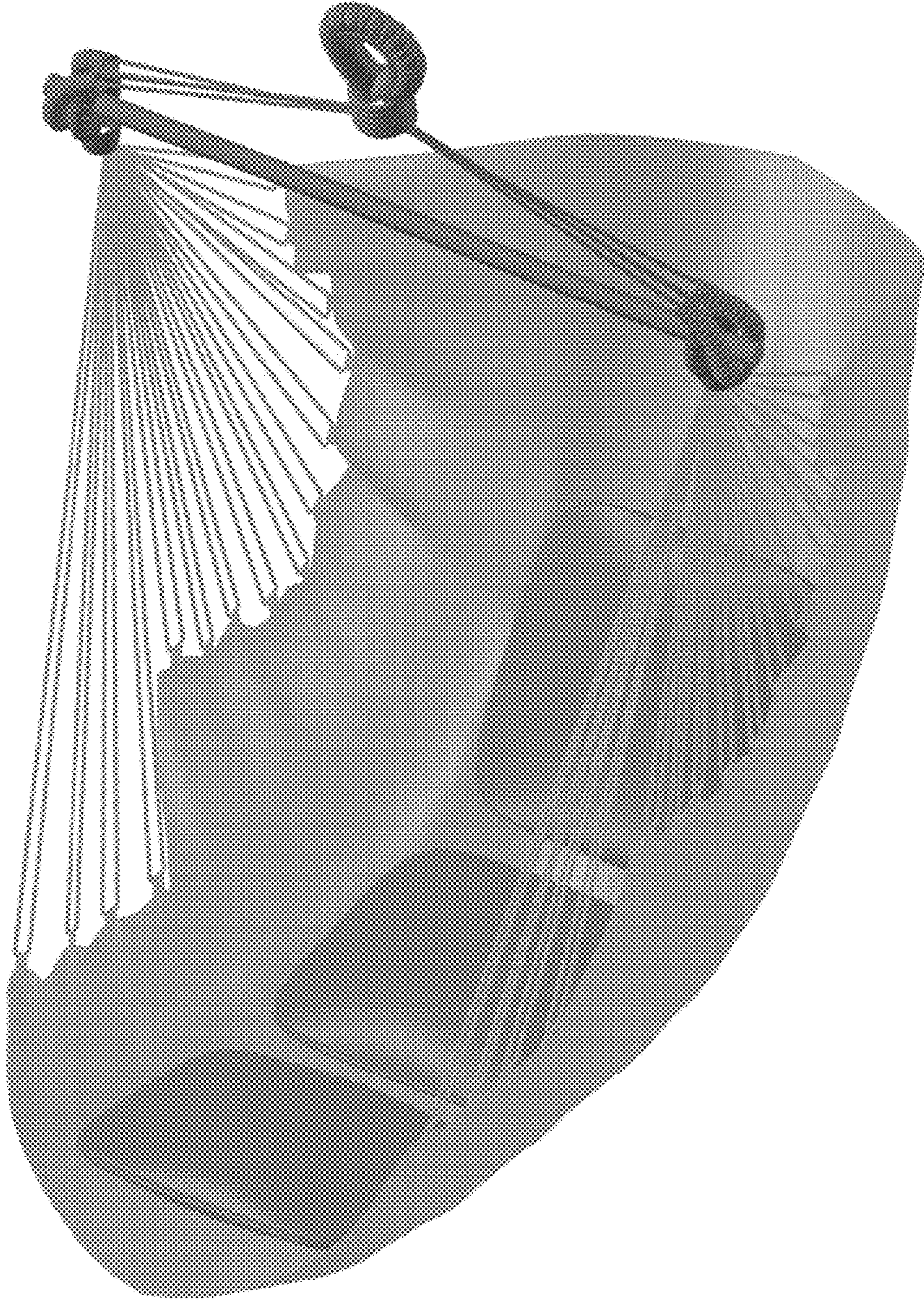


FIG.1




FIG.2

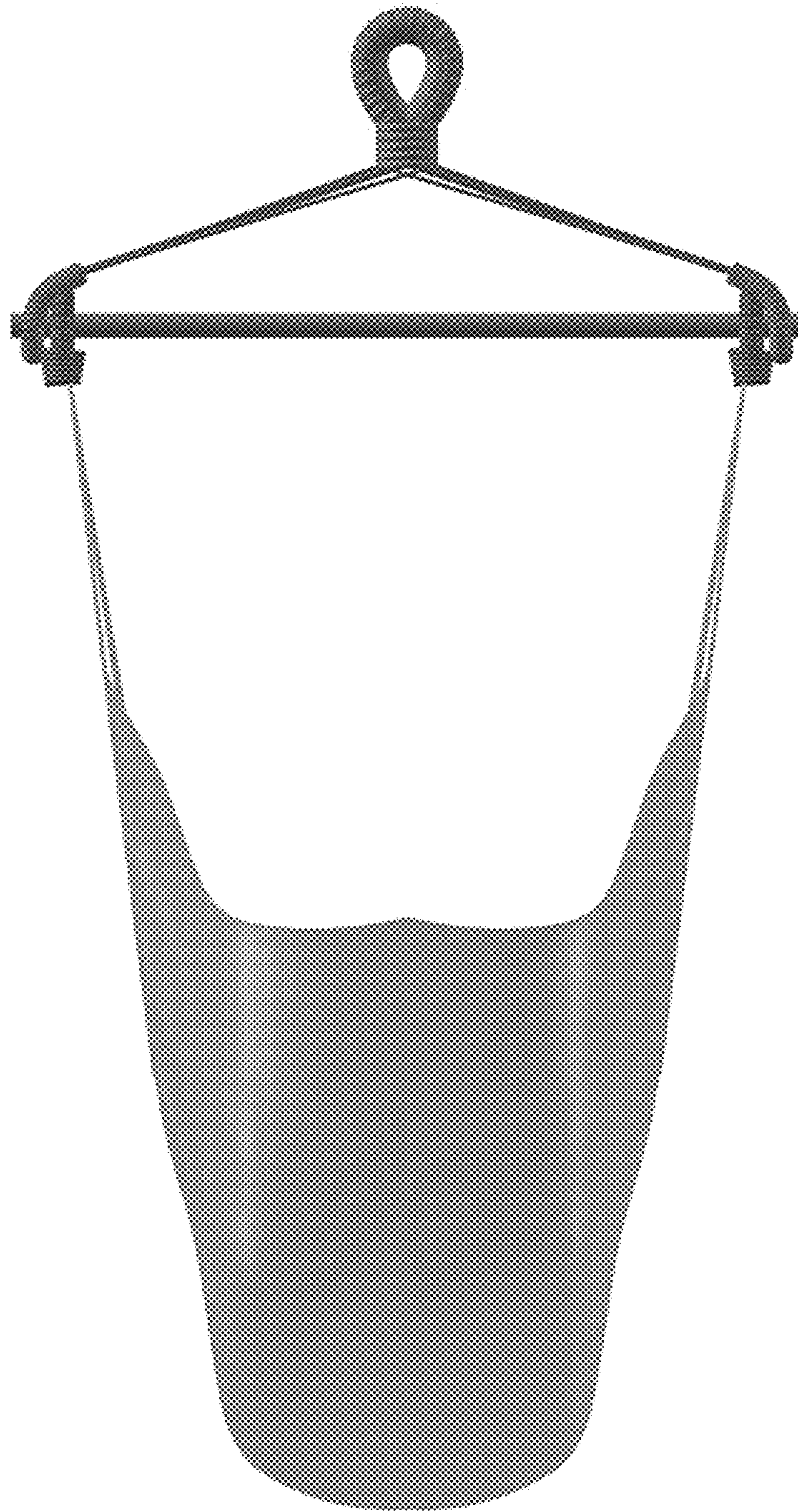


FIG.3



FIG.4



FIG.5

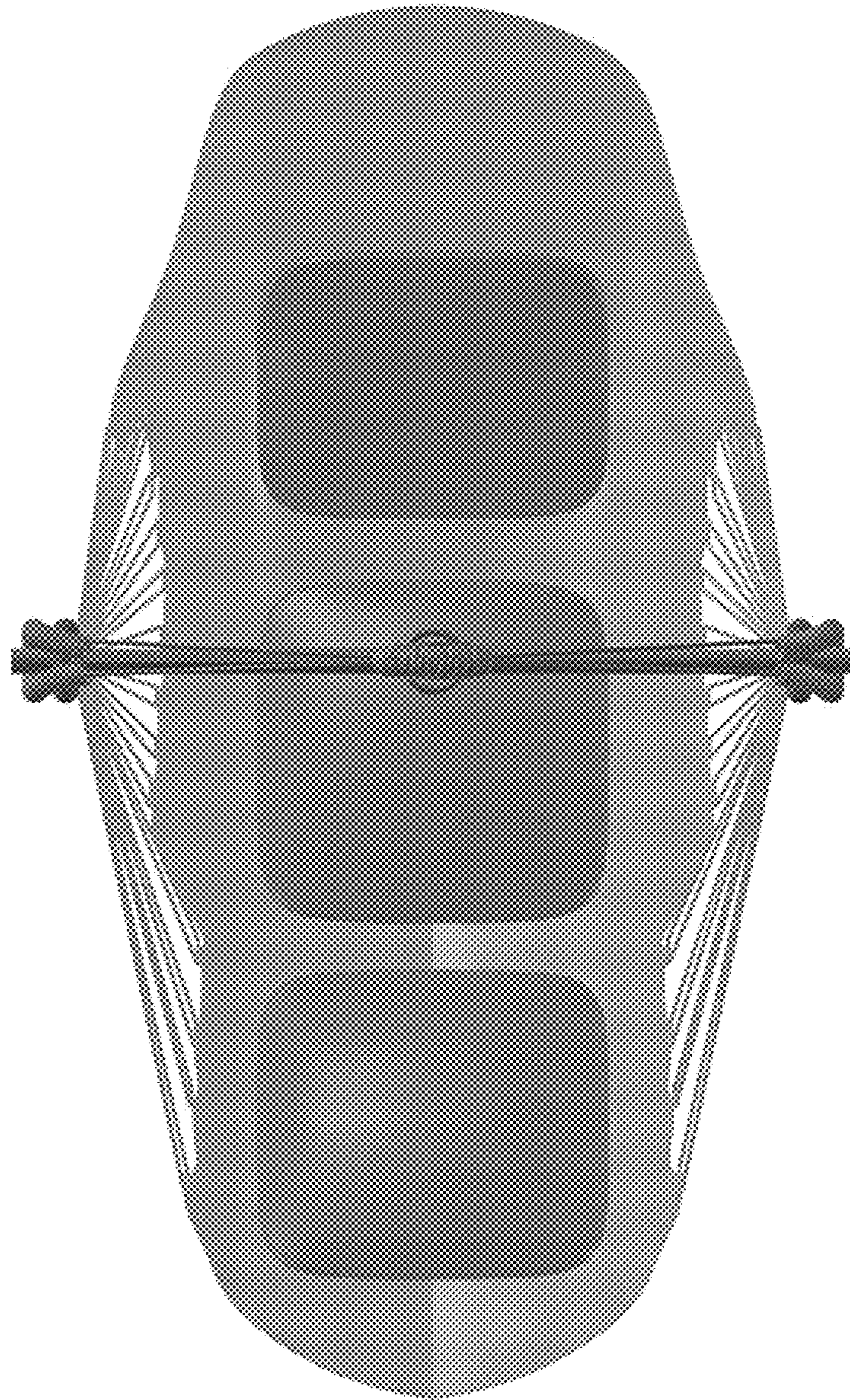


FIG.6

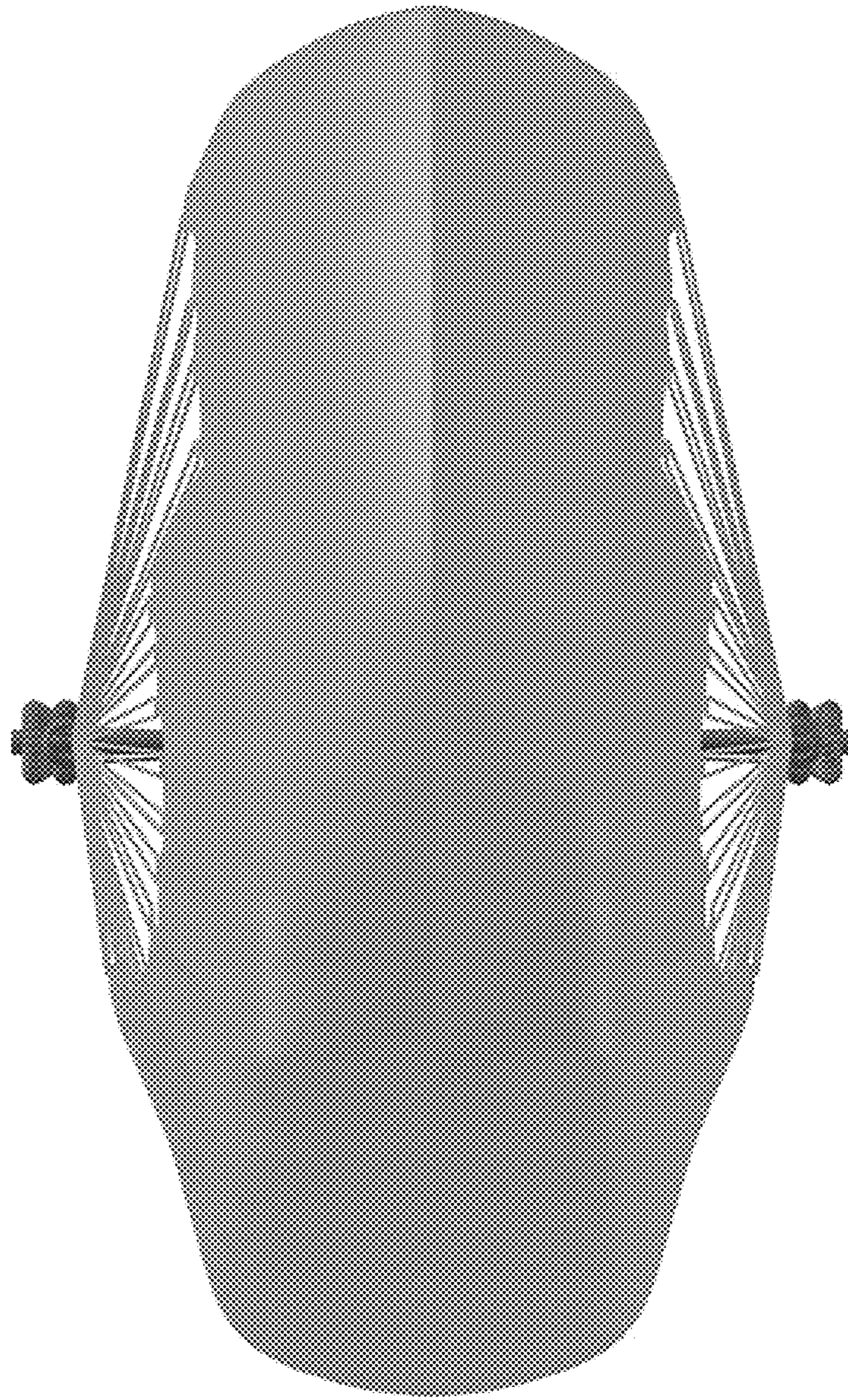


FIG.7