



US00D967633S

(12) **United States Design Patent** (10) **Patent No.:** **US D967,633 S**
Jimenez et al. (45) **Date of Patent:** **** Oct. 25, 2022**

(54) **REFILL HEAD FOR A TOOTHBRUSH**

7,213,288 B2 5/2007 Hohlbein
7,322,067 B2 1/2008 Hohlbein
7,721,376 B2 5/2010 Bartschi
7,908,699 B2 3/2011 Hohlbein
7,950,100 B2 5/2011 Hohlbein

(71) Applicant: **Colgate-Palmolive Company**, New York, NY (US)

(Continued)

(72) Inventors: **Eduardo Jimenez**, Manalapan, NJ (US); **Al Aquanza Sprosta**, Maplewood, NJ (US); **Xiangji Ding**, YangZhou (CN); **Yanmei Ji**, Jiangsu (CN)

FOREIGN PATENT DOCUMENTS

CH 391652 5/1965
CN 303485297 12/2015

(Continued)

(73) Assignee: **Colgate-Palmolive Company**, New York, NY (US)

OTHER PUBLICATIONS

(**) Term: **15 Years**

Taiwan Patent Office, TW Search Report dated Nov. 10, 2020 for TW Patent Application No. 109302520, pp. 1-2, including English Translation.

(Continued)

(21) Appl. No.: **29/744,982**

(22) Filed: **Aug. 3, 2020**

(51) **LOC (13) Cl.** **28-03**

Primary Examiner — Karen E Eldridge Powers

(52) **U.S. Cl.**
USPC **D4/101; D4/113**

(57) **CLAIM**

(58) **Field of Classification Search**
USPC D4/100, 101, 104, 108, 109, 111, 113, D4/114, 121, 127, 129, 130, 132, 134, D4/138, 199, 105, 106, 107, 110, 112, D4/116; D30/158, 159; D24/176
CPC A46B 5/02; A46B 2200/1066; A46B 2200/1073; A46B 2200/1086
See application file for complete search history.

The ornamental design for a refill head for a toothbrush , as shown and described.

DESCRIPTION

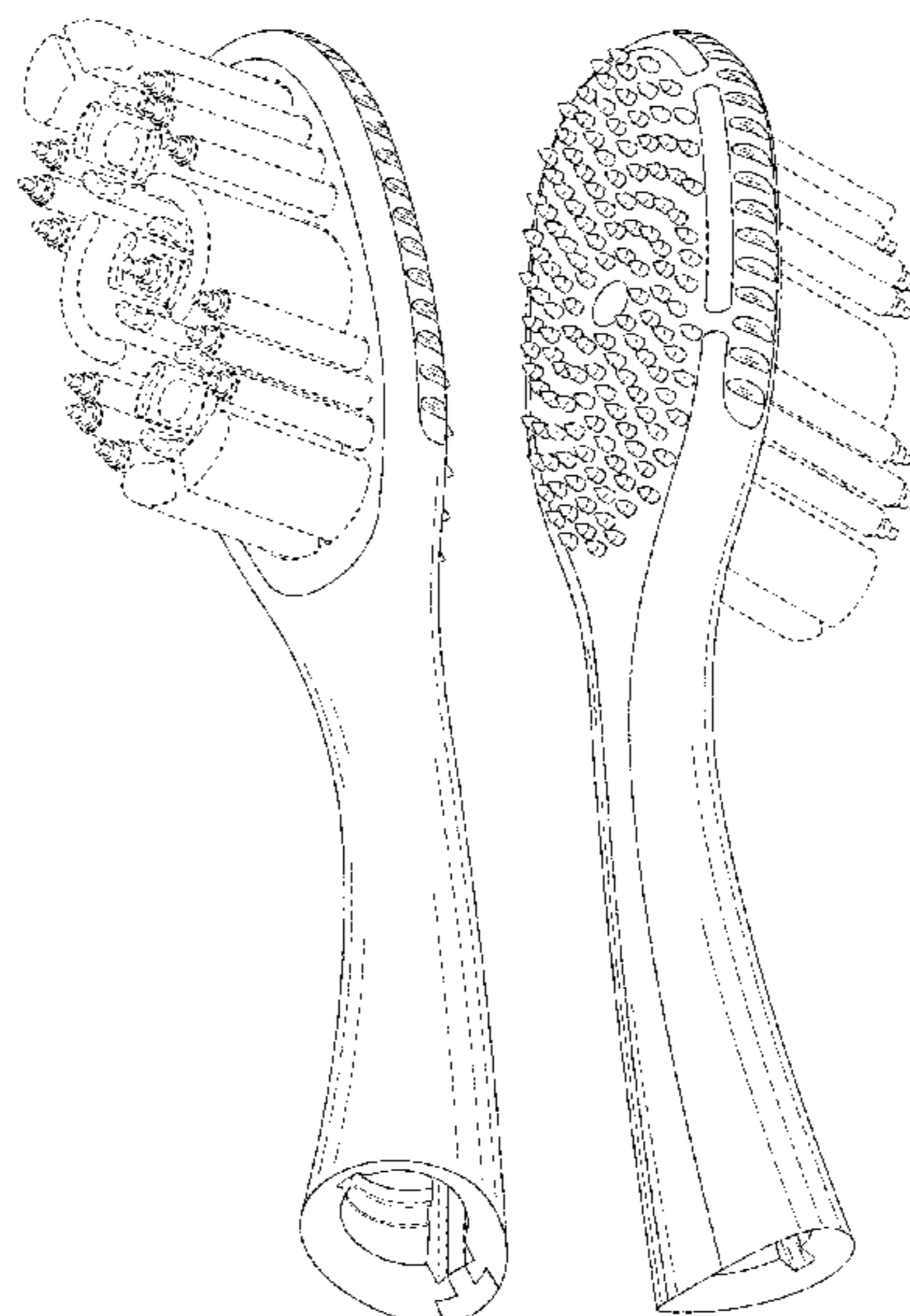
(56) **References Cited**

U.S. PATENT DOCUMENTS

3,369,265 A 2/1968 Halberstadt et al.
5,365,627 A 11/1994 Jousson et al.
D422,413 S 4/2000 Goldinger et al.
6,161,244 A 12/2000 Jeannet et al.
D451,283 S 12/2001 Moskovich et al.
D451,284 S 12/2001 Moskovich et al.
7,089,621 B2 8/2006 Hohlbein
7,143,462 B2 12/2006 Hohlbein
7,168,125 B2 1/2007 Hohlbein

FIG. 1 is a top, front and left side perspective view of a refill head for a toothbrush according to an embodiment of the new design;
FIG. 2 is a bottom, rear and right side perspective view thereof;
FIG. 3 is a front elevation view thereof;
FIG. 4 is a rear elevation view thereof;
FIG. 5 is a left side elevation view thereof;
FIG. 6 is a right side elevation view thereof;
FIG. 7 is a top plan view thereof; and,
FIG. 8 is a bottom plan view thereof.
The broken lines illustrate portions of the refill head for a toothbrush that form no part of the claimed design.

1 Claim, 5 Drawing Sheets



(56)

References Cited

U.S. PATENT DOCUMENTS

7,954,191 B2 6/2011 Hohlbein
 7,962,991 B2 6/2011 Hohlbein
 7,975,343 B2 7/2011 Hohlbein
 8,079,110 B2 12/2011 Hohlbein
 D654,695 S 2/2012 Jimenez et al.
 8,522,386 B2 9/2013 Hohlbein
 8,800,091 B2 8/2014 Hohlbein
 8,863,345 B2 10/2014 Moskovich
 D724,845 S 3/2015 Yoshida et al.
 9,168,117 B2 10/2015 Yoshida et al.
 D751,295 S * 3/2016 Lee D4/104
 D762,986 S 8/2016 May et al.
 D769,626 S 10/2016 Bloch et al.
 D777,446 S 1/2017 Xi et al.
 D780,457 S 3/2017 Jimenez et al.
 9,655,436 B2 5/2017 Hohlbein
 D797,459 S 9/2017 Moskovich et al.
 9,872,558 B2 1/2018 Hohlbein
 D840,691 S 2/2019 Xi
 D853,732 S 7/2019 Wainless et al.
 10,426,250 B2 10/2019 Jimenez et al.
 10,485,328 B2 11/2019 Jimenez et al.
 10,561,229 B2 2/2020 Xi
 10,595,628 B2 * 3/2020 Jimenez A46B 15/0081
 D883,677 S 5/2020 Xie
 D887,144 S 6/2020 Xi
 10,687,610 B2 6/2020 Jimenez et al.
 10,729,232 B2 8/2020 Jungnickel et al.
 10,743,646 B2 8/2020 Jimenez et al.
 D931,617 S 9/2021 Hallein et al.
 11,160,360 B2 * 11/2021 Gatzemeyer A46B 13/023
 11,241,079 B2 * 2/2022 Jimenez A46D 1/0253
 11,266,226 B2 * 3/2022 Xie A46D 1/0284
 2010/0306941 A1 12/2010 Erskine-Smith et al.
 2011/0304194 A1 12/2011 Uchida et al.
 2015/0113747 A1 4/2015 May et al.
 2019/0117356 A1 4/2019 Bartschi et al.
 2019/0231063 A1 8/2019 May et al.
 2020/0121067 A1 4/2020 Xi

FOREIGN PATENT DOCUMENTS

CN 303600328 S 3/2016
 CN 303651162 S 4/2016

CN 303810445 8/2016
 CN 304890109 S 11/2018
 CN 304930294 S 12/2018
 CN 305122374 S 4/2019
 CN 305233570 S 6/2019
 CN 306700589 S 7/2021
 CN 306772882 S 8/2021
 DE 202010013214 2/2011
 EM 002722603-0006 6/2015
 EM 007872064-0006 5/2020
 EM 007872064-0007 5/2020
 FR 2325335 6/1982
 FR 2476994 2/1984
 GB 914844 1/1963
 JP H60112926 7/1985
 JP H06-042661 11/1994
 JP H08-299372 11/1996
 JP H09-019445 1/1997
 JP H10-023928 1/1998
 JP 2005-296515 10/2005
 JP 2011-139844 7/2011
 JP 2011-143057 7/2011
 JP D1572153 3/2017
 JP D1572234 3/2017
 JP D197207 5/2019
 JP D1634409 6/2019
 WO D084583-005 5/2014
 WO DM084583-006 5/2014
 WO 2014/093059 6/2014
 WO 2018/098211 5/2018

OTHER PUBLICATIONS

Taiwan Patent Office, TW Search Report dated Nov. 8, 2020 for TW Patent Application No. 109302519, pp. 1-2, including English Translation.
 Taiwan Patent Office, TW Search Report dated Sep. 13, 2021 for TW Patent Application No. 110300428, pp. 1-2, including English Translation.
 Taiwan Patent Office, TW Search Report dated Sep. 13, 2021 for TW Patent Application No. 110300427, pp. 1-2, including English Translation.
 Taiwan Patent Office, TW Search Report dated Sep. 13, 2021 for TW Patent Application No. 110300426, pp. 1-2, including English Translation.

* cited by examiner

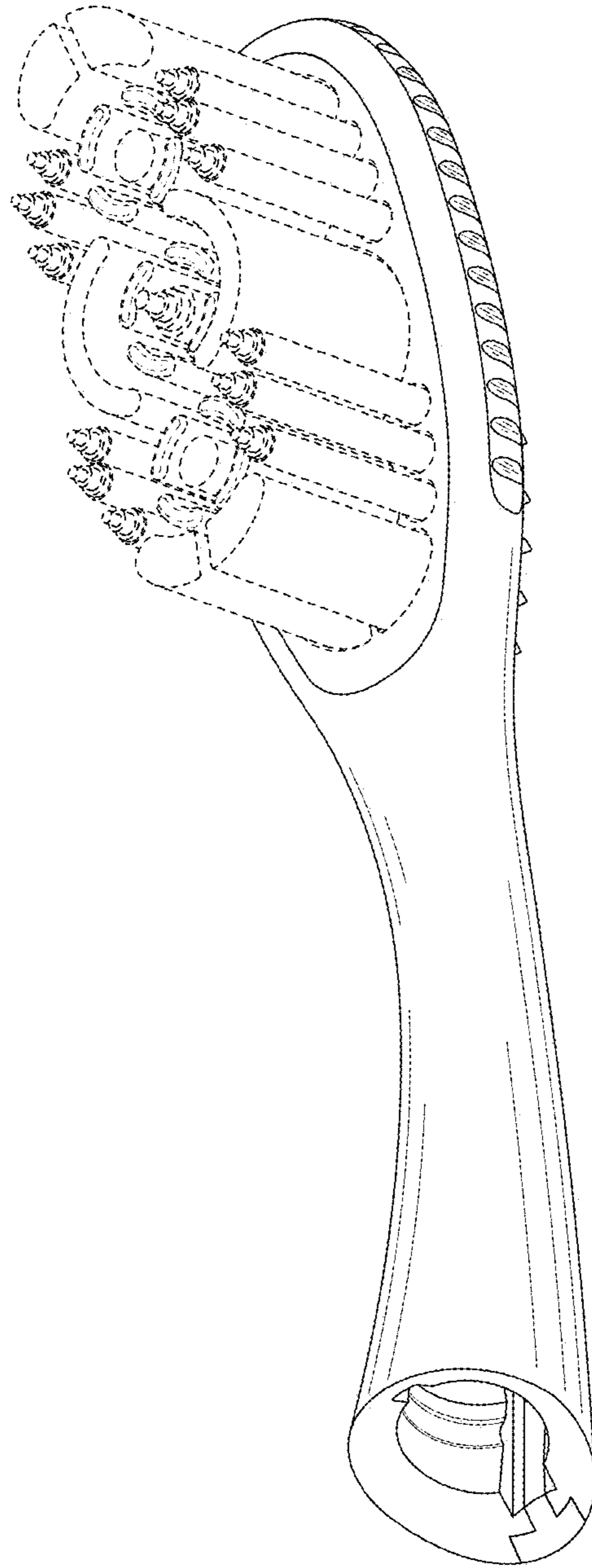


FIG. 1

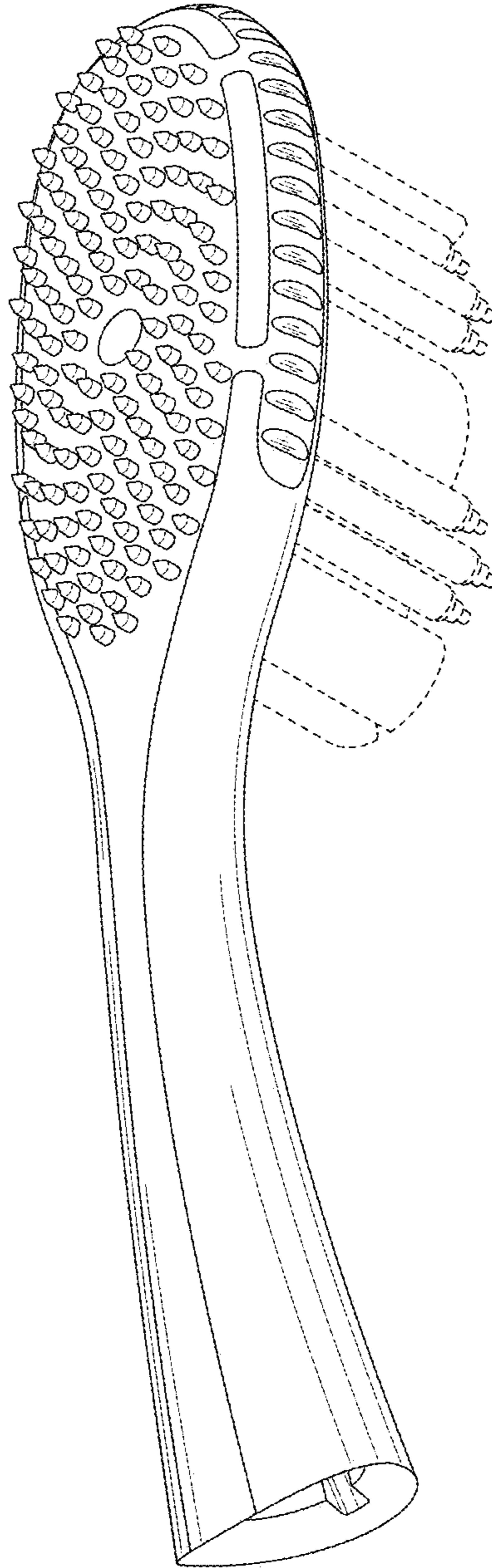


FIG. 2

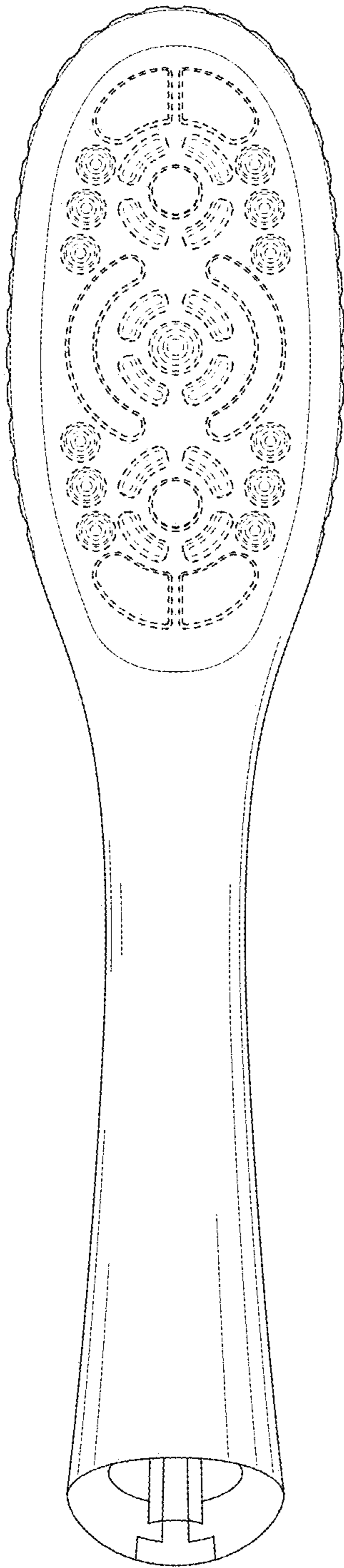


FIG. 3

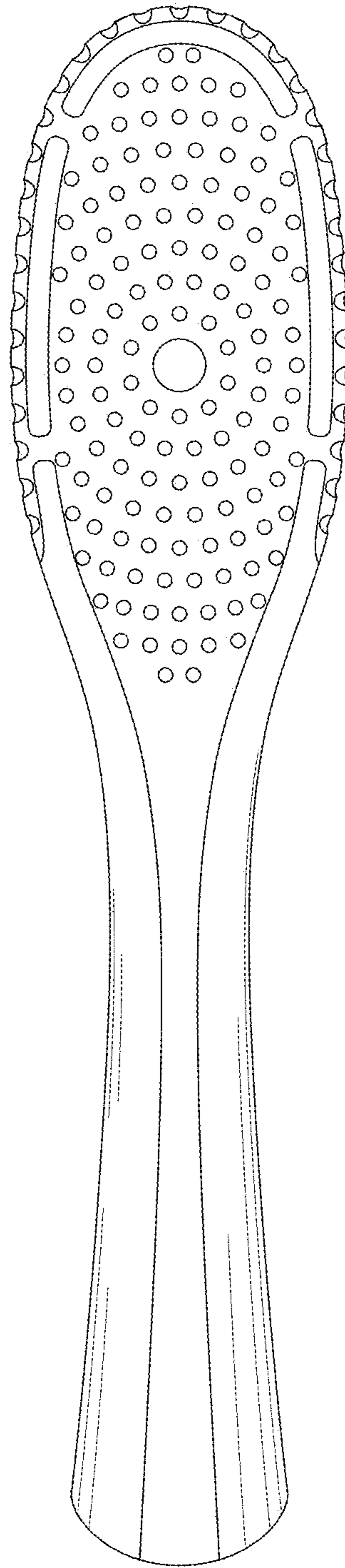


FIG. 4

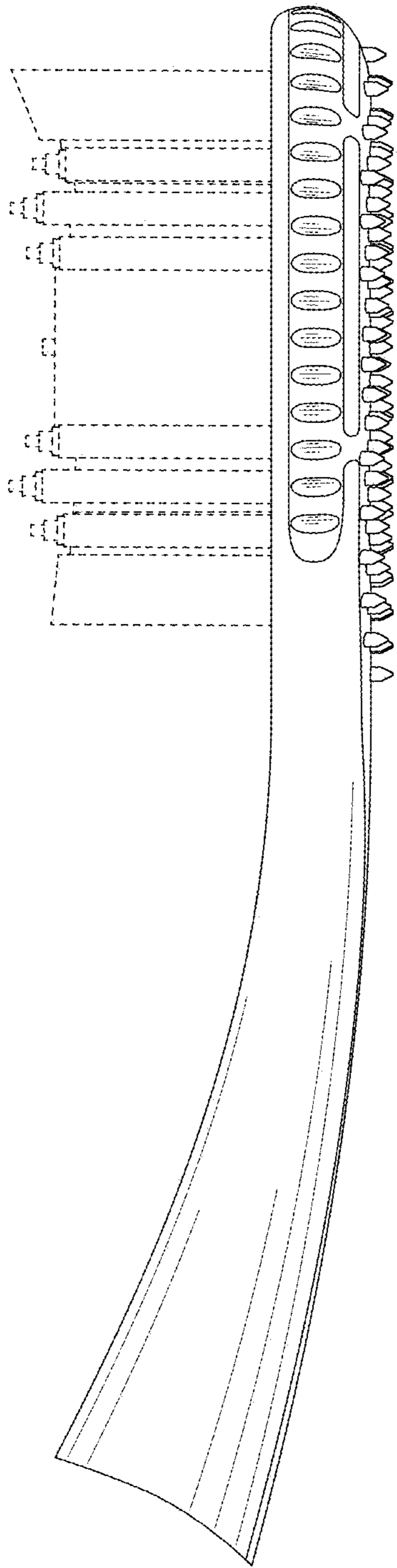


FIG. 5

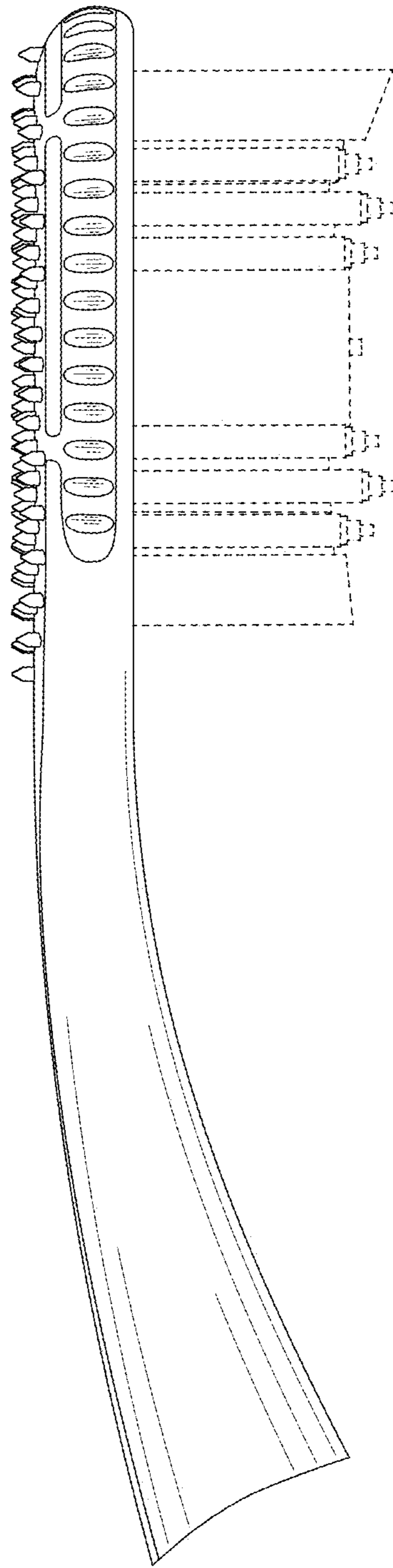


FIG. 6

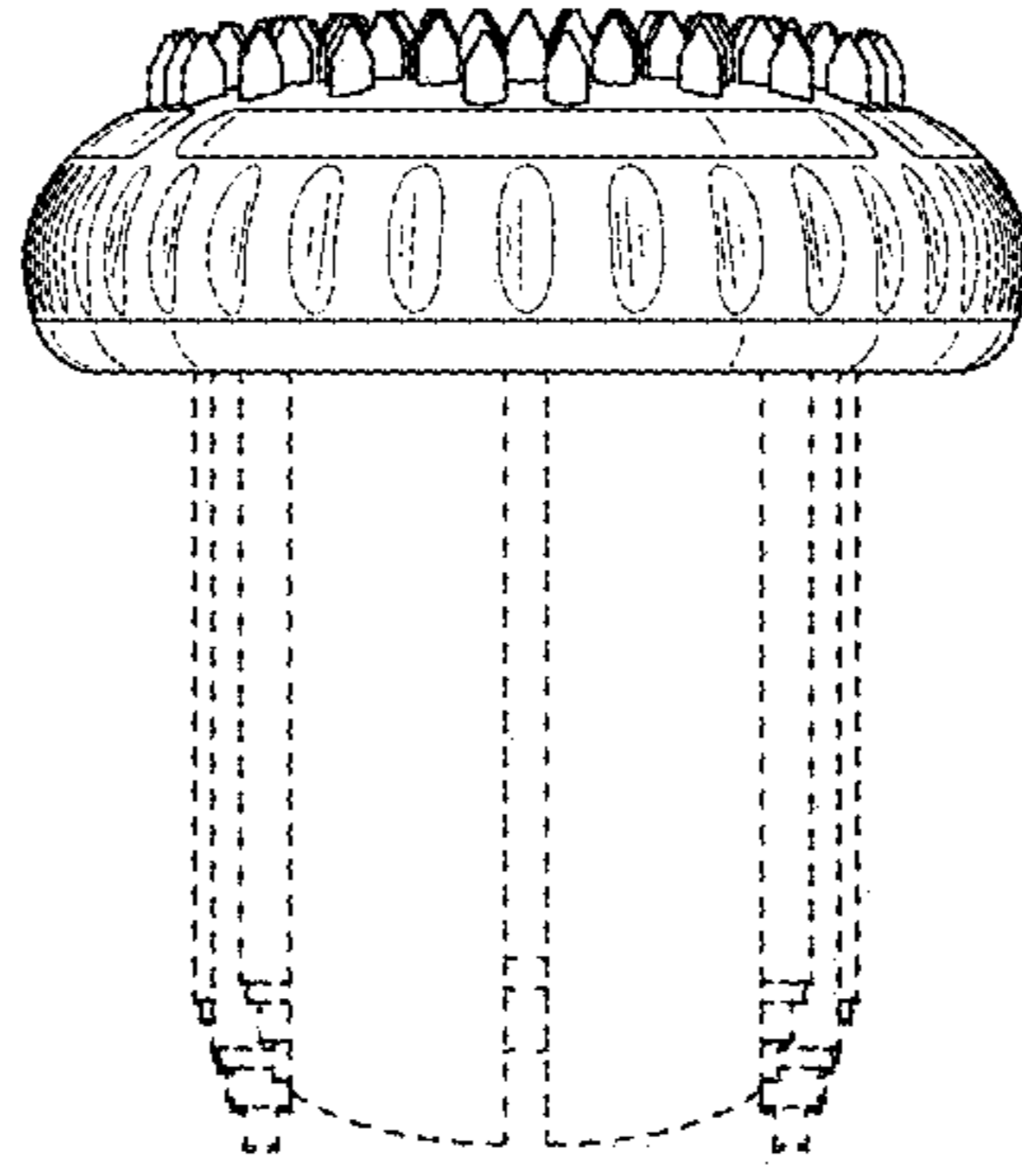


FIG. 7

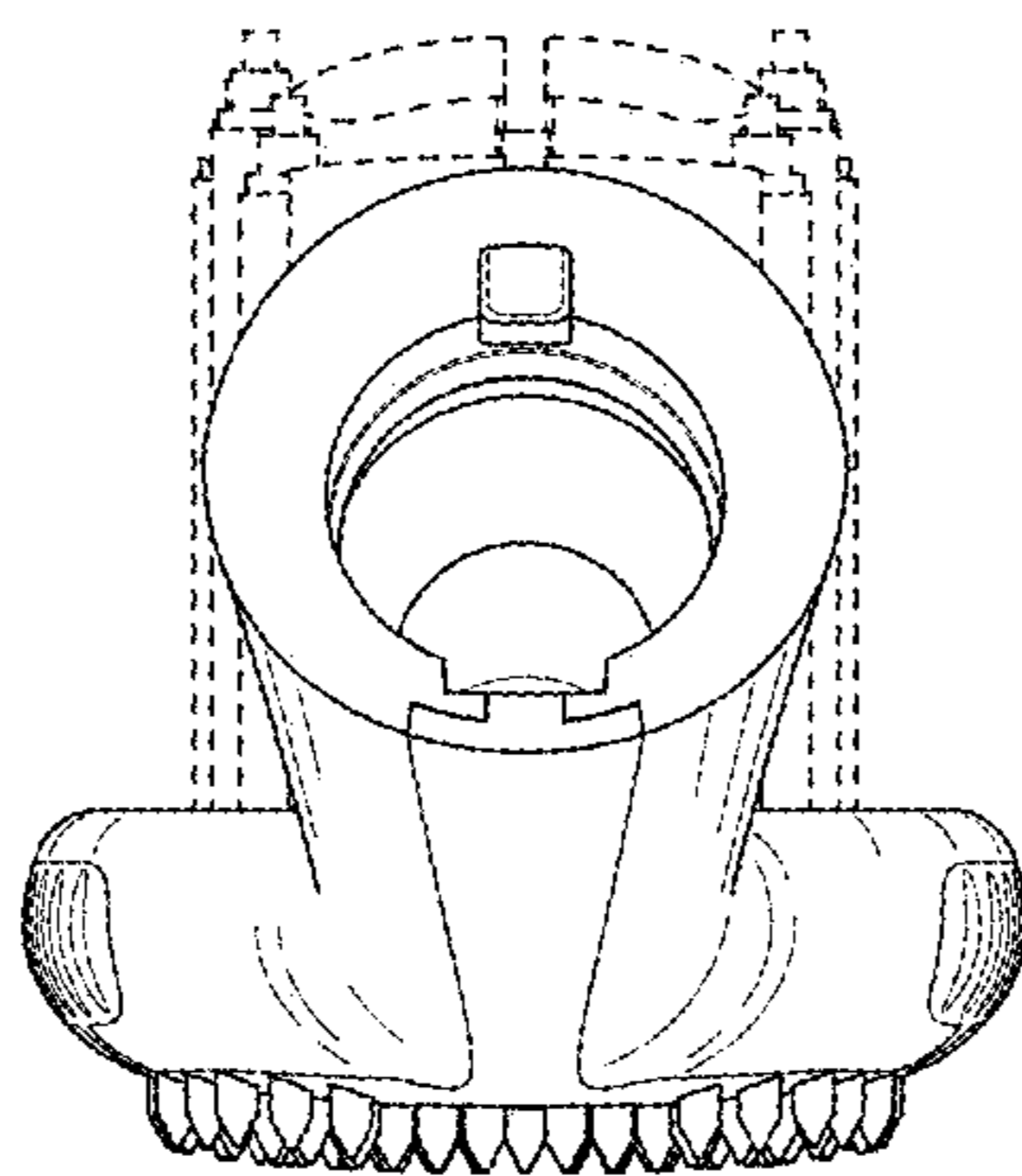


FIG. 8