

US00D967627S

(12) **United States Design Patent** (10) **Patent No.:** **US D967,627 S**
Leaks, Jr. (45) **Date of Patent:** **** Oct. 25, 2022**

(54) **SHOE TOTE**
(71) Applicant: **Shoe Pac LLC**, Dallas, TX (US)
(72) Inventor: **James Leaks, Jr.**, Fort Worth, TX (US)
(73) Assignee: **SHOE PAC LLC**, Dallas, TX (US)
(**) Term: **15 Years**
(21) Appl. No.: **29/737,323**
(22) Filed: **Jun. 8, 2020**

D350,435 S 9/1994 Smith
5,513,787 A 5/1996 Reed
5,730,287 A 3/1998 Martin
D400,706 S * 11/1998 Seider A45F 5/00
D3/254
D408,137 S 4/1999 Leininger
D408,138 S 4/1999 Mracna
D409,834 S * 5/1999 Yang D3/268
6,010,050 A 1/2000 Tarr
D433,795 S 11/2000 Bagaria
D547,063 S 7/2007 Soetardjo et al.
(Continued)

Related U.S. Application Data

(62) Division of application No. 29/612,511, filed on Aug. 1, 2017, now Pat. No. Des. 886,450.
(51) **LOC (13) Cl.** **03-01**
(52) **U.S. Cl.**
USPC **D3/269**
(58) **Field of Classification Search**
USPC D3/201, 232, 244, 254, 269, 276, 286,
D3/287, 300, 303, 317, 327
CPC A45C 3/045; A45C 7/0077
See application file for complete search history.

References Cited

U.S. PATENT DOCUMENTS

2,672,263 A 3/1954 Alber
2,813,602 A 11/1957 Macarthur
3,796,357 A 3/1974 Johnson
D234,326 S 2/1975 Kato
D247,524 S 3/1978 Graham
4,126,256 A 11/1978 McGruder
D254,343 S 3/1980 Babcock
4,258,869 A 3/1981 Hilgendorff
D272,428 S 1/1984 Kelley
D292,847 S 11/1987 Barker
5,129,560 A 7/1992 Herman
D339,680 S 9/1993 Hodges
D344,626 S 3/1994 Landa

OTHER PUBLICATIONS

Lewis N Clark Travel Shoe Covers, announced Nov. 1, 2011 [online], [site visited Jun. 14, 2022]. Available from internet, URL: <<https://www.amazon.ca/Lewis-N-Clark-Drawstring-Size/dp/B0049B25TA/>> (Year: 2011).*

Primary Examiner — Kevin K Rudzinski
Assistant Examiner — Amber J Rabie
(74) *Attorney, Agent, or Firm* — Goodhue, Coleman & Owens, P.C.

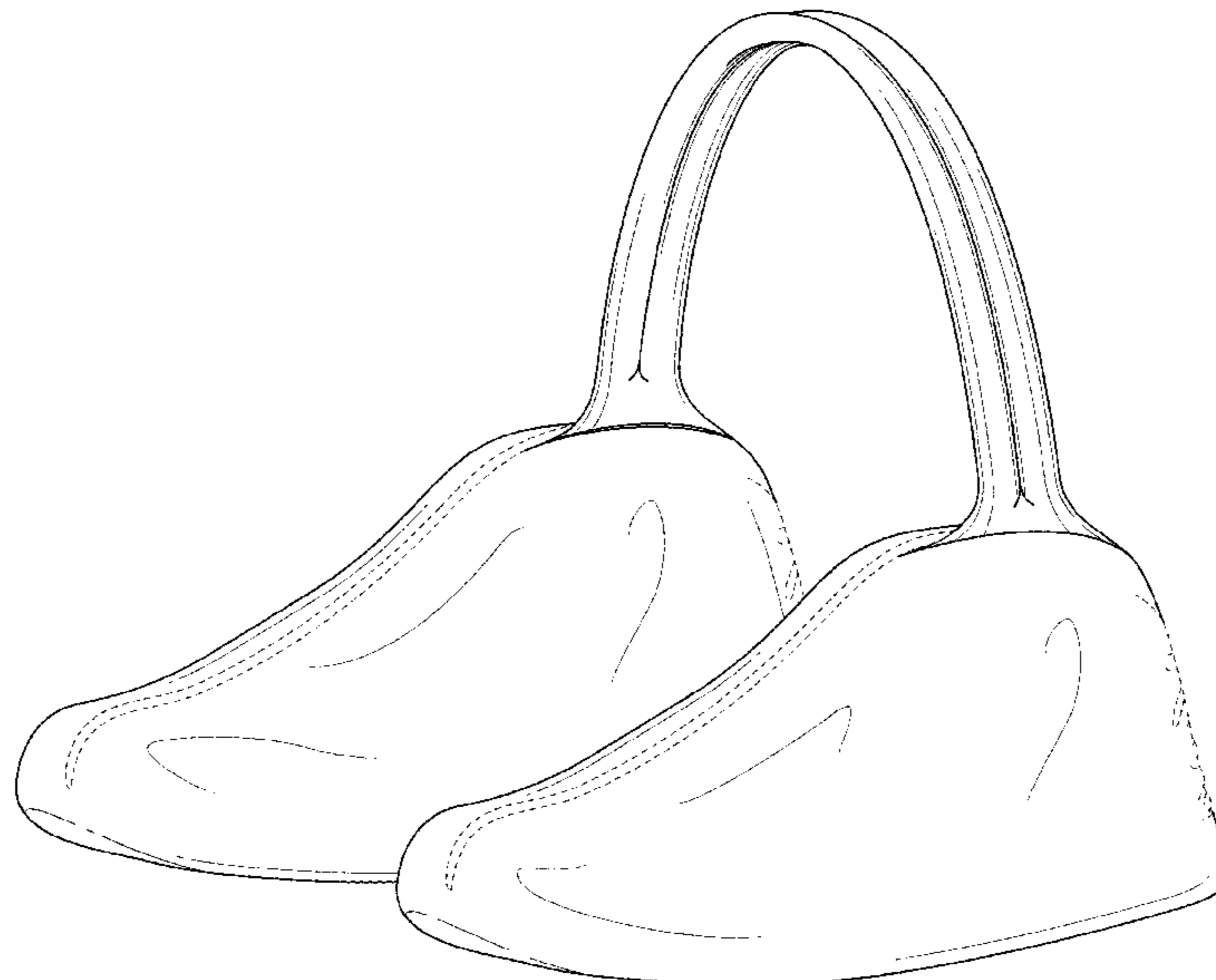
(57) **CLAIM**

The ornamental design for a shoe tote, as shown and described.

DESCRIPTION

FIG. 1 is a perspective view of a shoe tote in accordance with the present invention;
FIG. 2 is a front view thereof;
FIG. 3 is a rear view thereof;
FIG. 4 is a left side view thereof;
FIG. 5 is a right side view thereof;
FIG. 6 is a top view thereof; and,
FIG. 7 is a bottom view.
The broken lines in the Figures show portions of the shoe tote which form no part of the claimed design.

1 Claim, 7 Drawing Sheets



(56)

References Cited

U.S. PATENT DOCUMENTS

D578,763	S	10/2008	Walker	
D607,638	S	1/2010	Hensley et al.	
D674,189	S	1/2013	Robinson	
D679,089	S *	4/2013	Chou	D3/261
D683,961	S	6/2013	Middleton et al.	
D687,635	S	8/2013	Choi et al.	
D688,454	S	8/2013	Saunders	
D781,574	S	3/2017	Bedford	
D789,214	S	6/2017	Belt	
D840,154	S	2/2019	Prisco et al.	
D886,450	S *	6/2020	Leaks, Jr.	D3/269
2004/0016785	A1	1/2004	Timmons	
2004/0163279	A1 *	8/2004	Gadson	A43B 3/16 36/7.1 R
2005/0035169	A1	2/2005	Tabor et al.	
2005/0274765	A1	12/2005	Fischel	
2007/0272570	A1	11/2007	Brooks	
2011/0101052	A1	5/2011	Armstrong	
2019/0254396	A1 *	8/2019	Leaks, Jr.	A45F 5/00

* cited by examiner

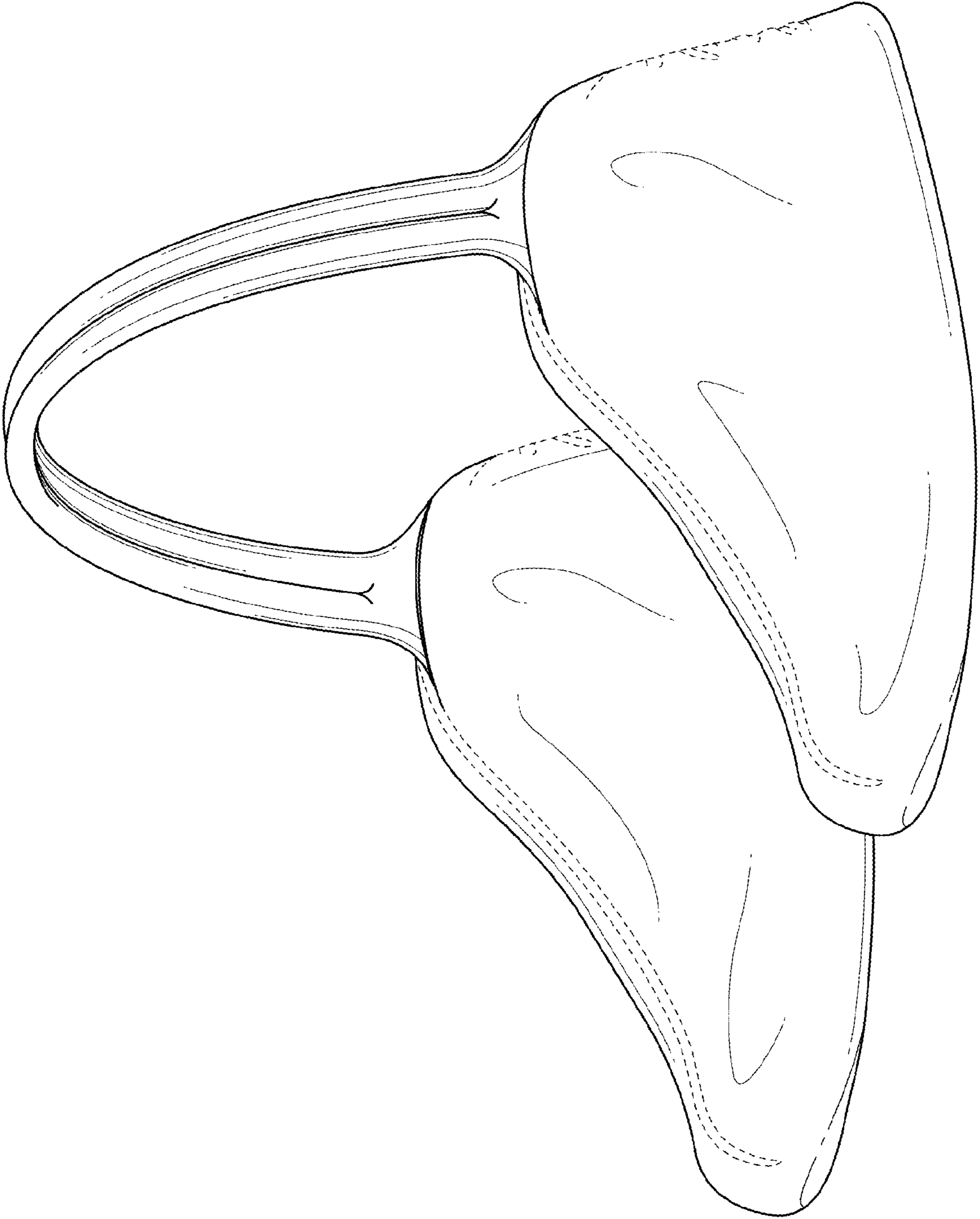


FIG. 1

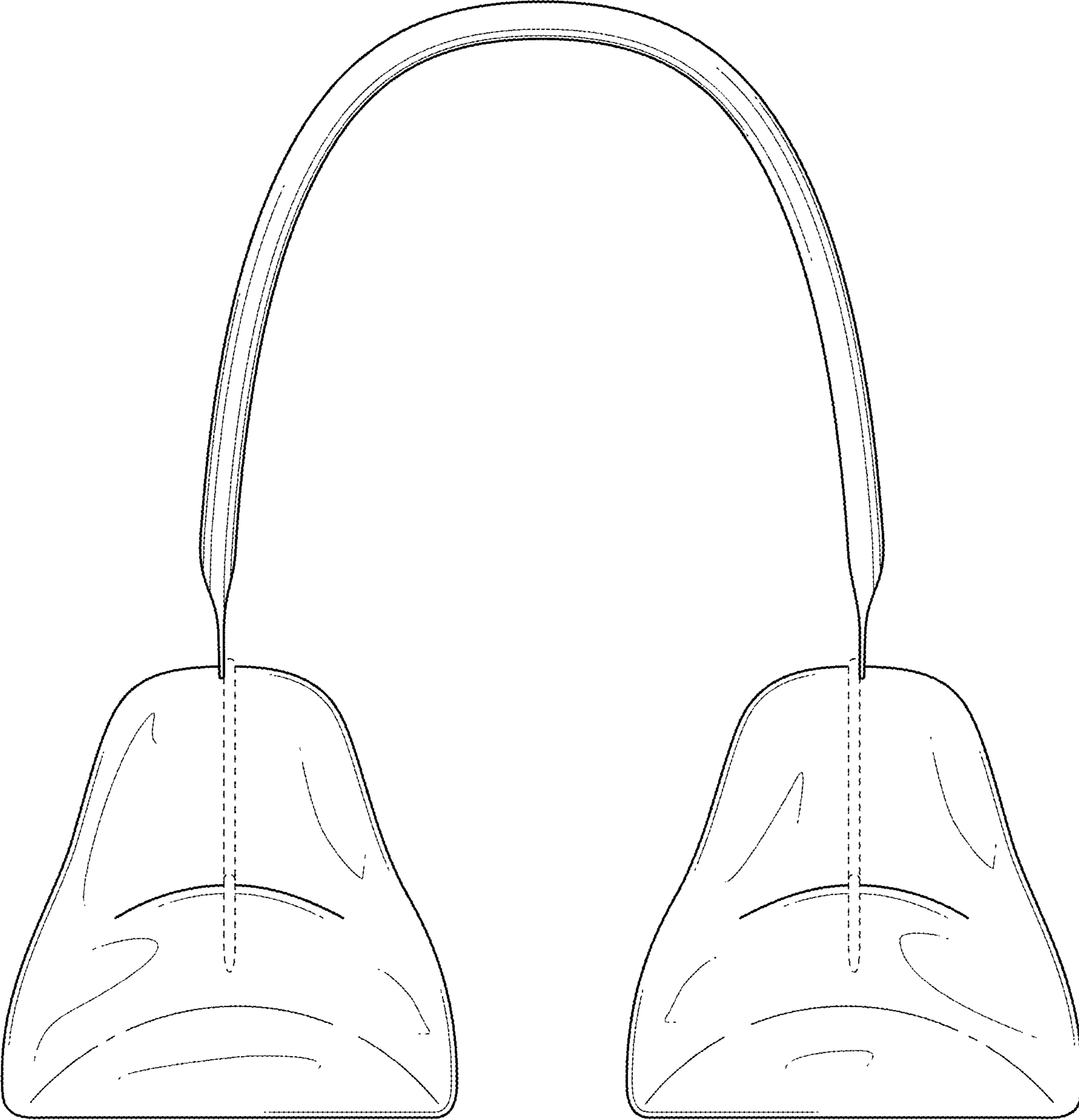


FIG. 2

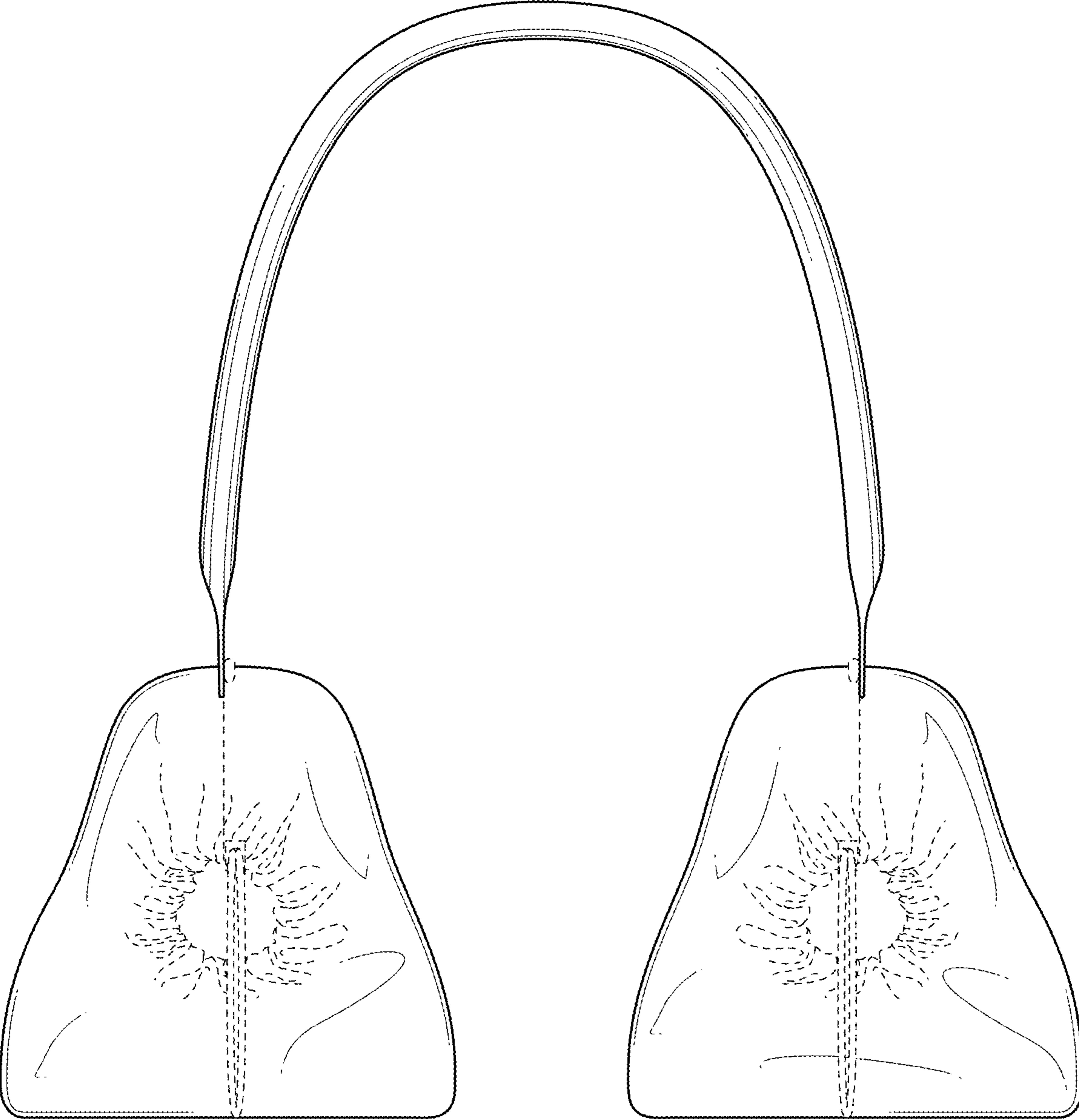


FIG. 3

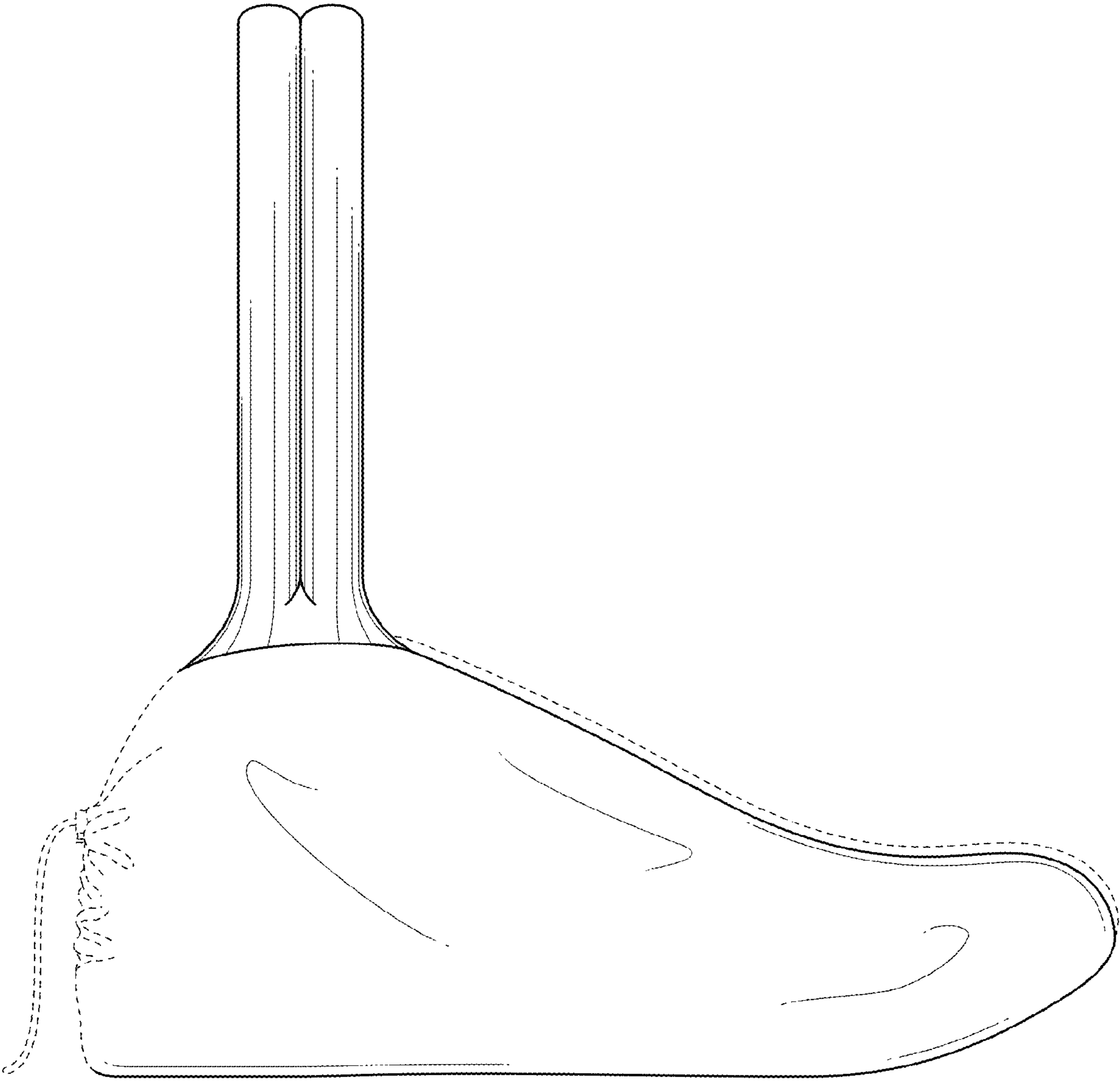


FIG. 4

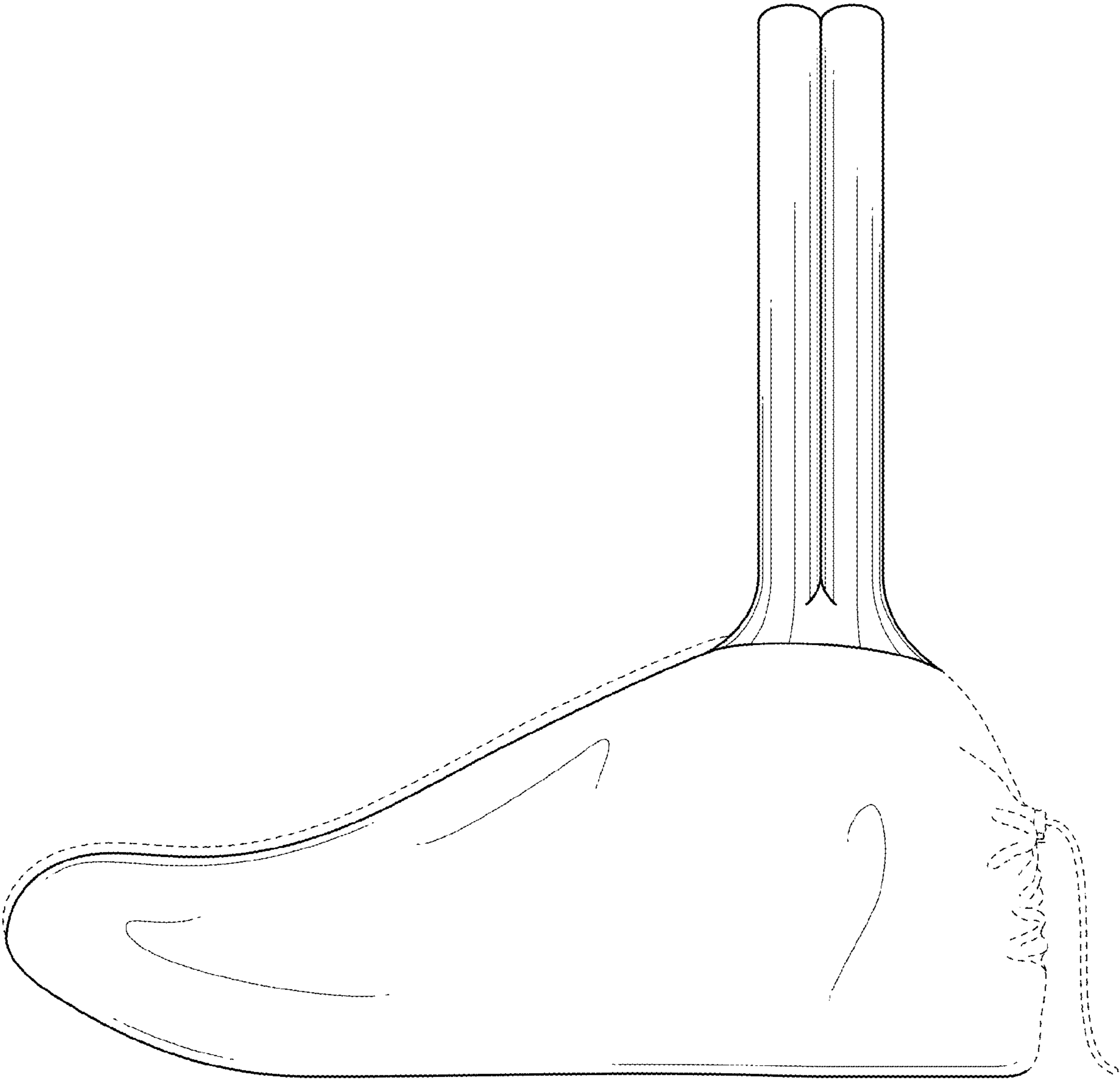


FIG. 5

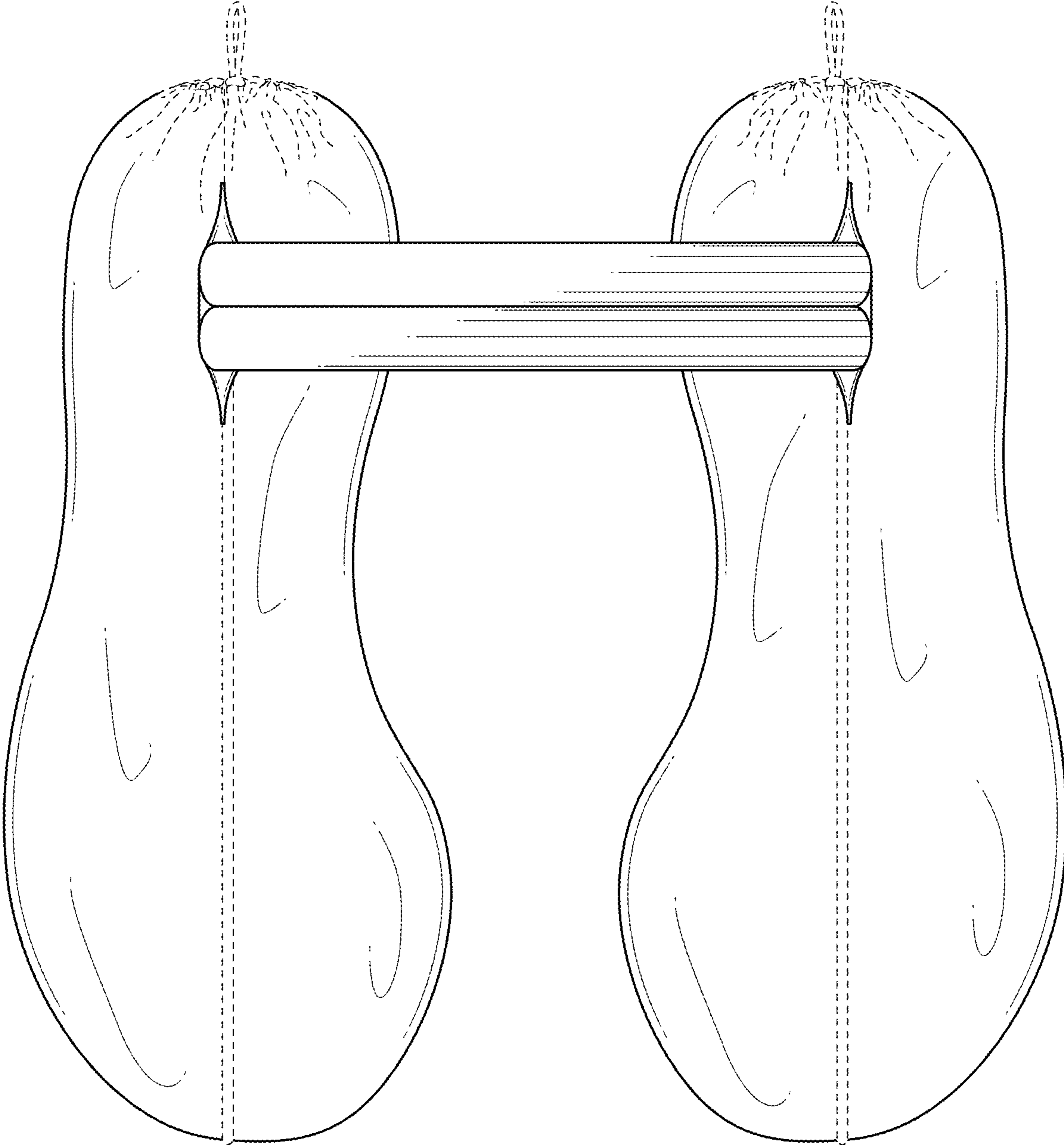


FIG. 6

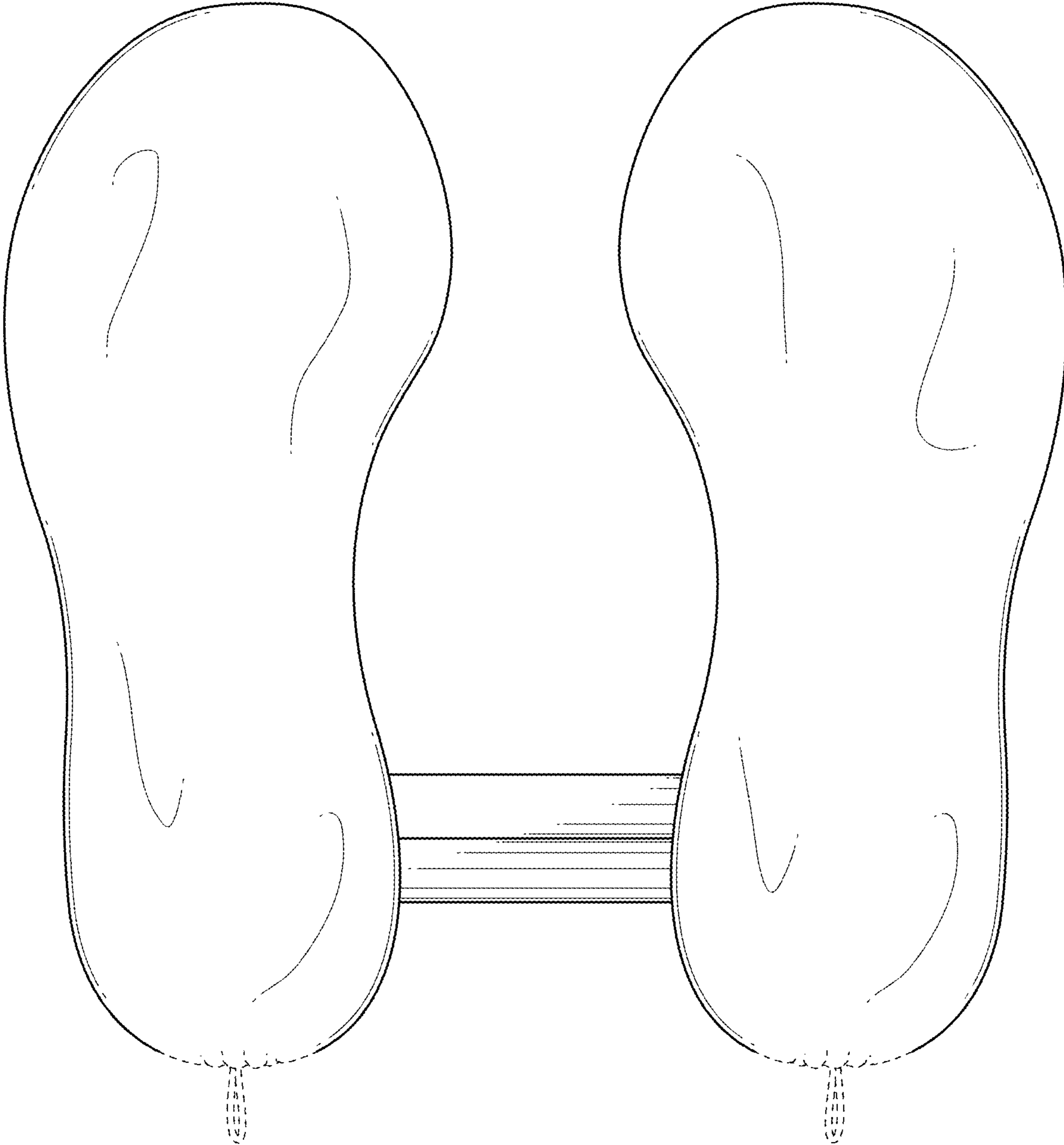


FIG. 7