



US00D967591S

(12) **United States Design Patent** (10) **Patent No.:** **US D967,591 S**
Tracy et al. (45) **Date of Patent:** **** Oct. 18, 2022**

(54) **VEHICLE COVER**

(71) Applicant: **The Raymond Corporation**, Greene, NY (US)

(72) Inventors: **Erik C. Tracy**, Johnson City, NY (US);
Kevin T. Bordwell, Binghamton, NY (US)

(73) Assignee: **The Raymond Corporation**, Greene, NY (US)

(**) Term: **15 Years**

(21) Appl. No.: **29/745,343**

(22) Filed: **Aug. 5, 2020**

(51) **LOC (13) Cl.** **12-05**

(52) **U.S. Cl.**
USPC **D34/35**

(58) **Field of Classification Search**

USPC D34/27, 35, 34; 410/100, 103, 97, 98, 410/107; D8/349, 354, 382
 CPC B62B 1/18; B62B 1/206; B62B 1/202; B62B 2205/10; B62B 3/144; B62B 3/146; B62B 7/04; B62B 7/006; B62B 7/008; B62B 7/145; B62B 5/069; B62B 3/0612; B62B 3/0618; B62B 5/0069; B62B 5/0438; B60P 7/0823; B60P 7/10; B60P 7/12; B60P 7/083; B60P 7/0846; B60R 19/02; B60R 19/04; B60R 19/18; B60R 19/24; B60R 19/56; B60R 2019/007; B62D 25/08; B60D 1/00; B60D 1/01; B60D 1/06; B60D 1/065; B66F 5/00; B66F 5/04; B66F 7/0641; B66F 7/0625; B66F 7/08

See application file for complete search history.

(56) **References Cited**

U.S. PATENT DOCUMENTS

D656,292 S * 3/2012 Sharp D34/35
 D910,264 S * 2/2021 Tracy D34/35
 D933,930 S * 10/2021 Dai D34/34
 D938,127 S * 12/2021 He D34/34
 2020/0317148 A1* 10/2020 Tracy B66F 9/07513
 2020/0317150 A1* 10/2020 Tracy B60R 19/18

* cited by examiner

Primary Examiner — Cynthia Ramirez

(74) *Attorney, Agent, or Firm* — Quarles & Brady LLP

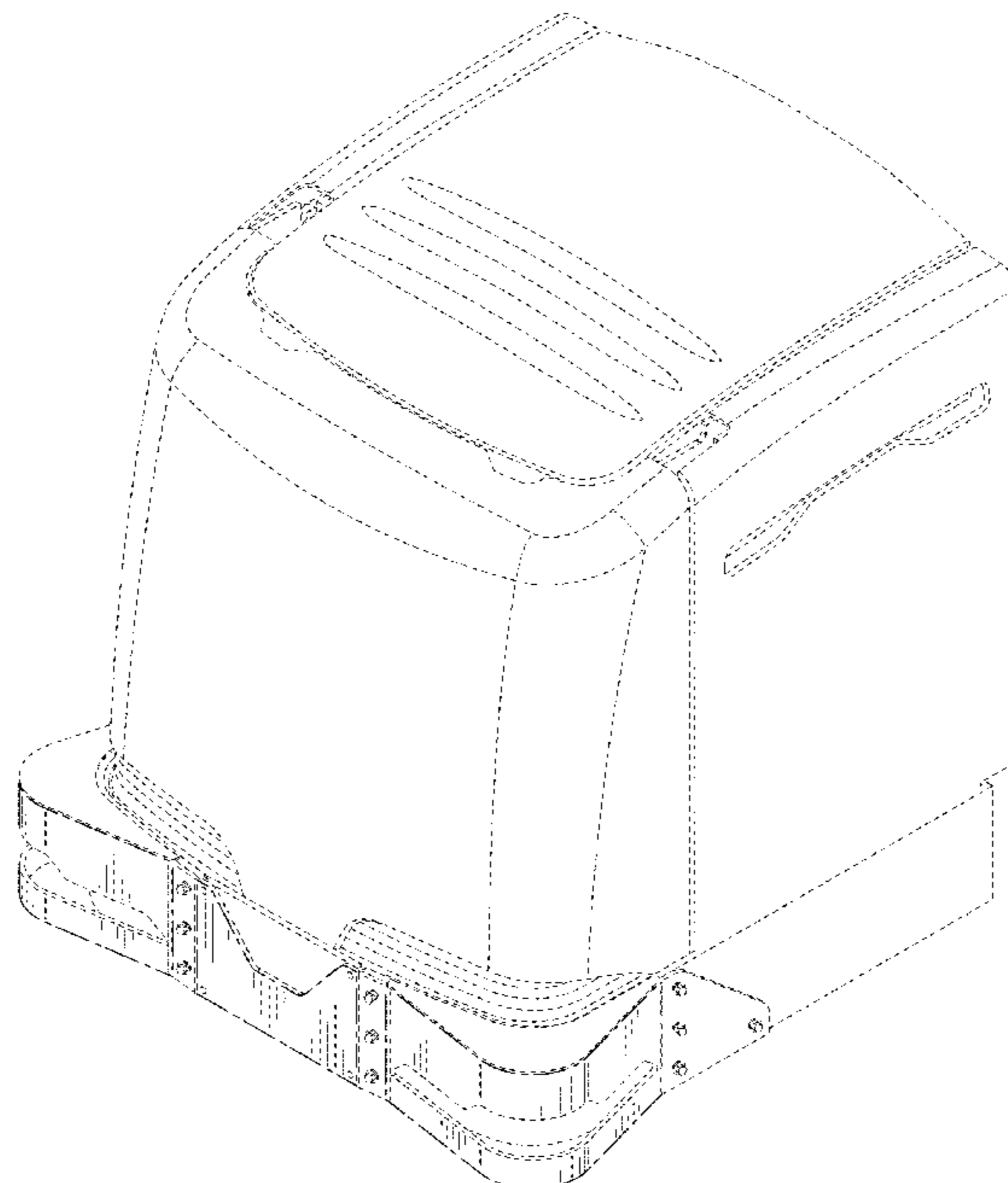
(57) **CLAIM**

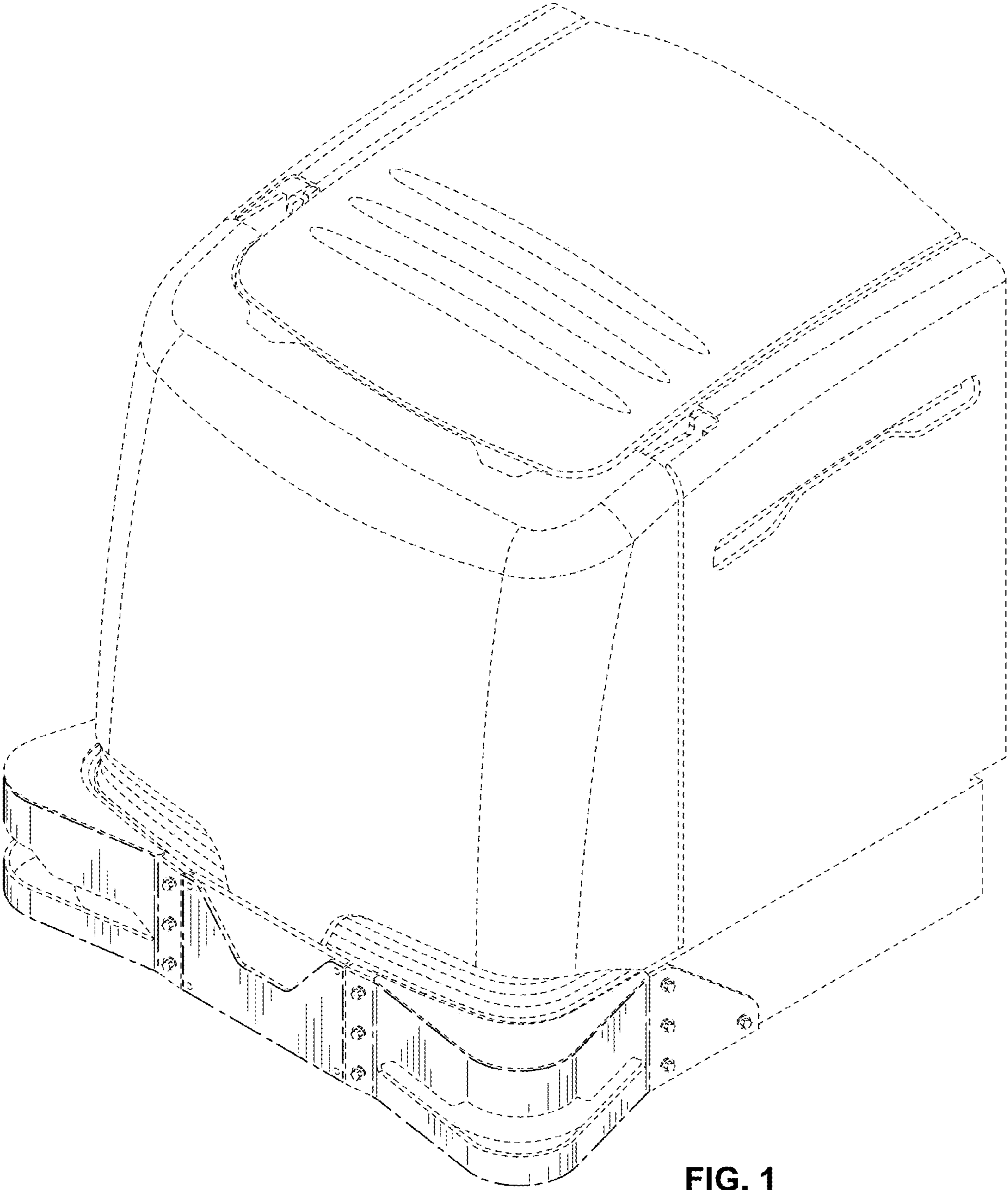
The ornamental design for a vehicle cover, as shown and described.

DESCRIPTION

FIG. 1 is a top, right, and front isometric view of an ornamental design for a vehicle cover;
 FIG. 2 is a top, right, and front isometric view of the vehicle cover of FIG. 1, with environmental portions removed for clarity;
 FIG. 3 is a front elevational view of the vehicle cover of FIG. 2;
 FIG. 4 is a left side elevational view of the vehicle cover of FIG. 2;
 FIG. 5 is a right side elevational view of the vehicle cover of FIG. 2;
 FIG. 6 is a top plan view of the vehicle cover of FIG. 2; and,
 FIG. 7 is a bottom plan view of the vehicle cover of FIG. 2.
 The dash-dash-dash lines are included for the purpose of illustrating portions that form no part of the claimed design. The dash-dot-dash broken lines depict boundary lines and form no part of the claimed design.

1 Claim, 5 Drawing Sheets





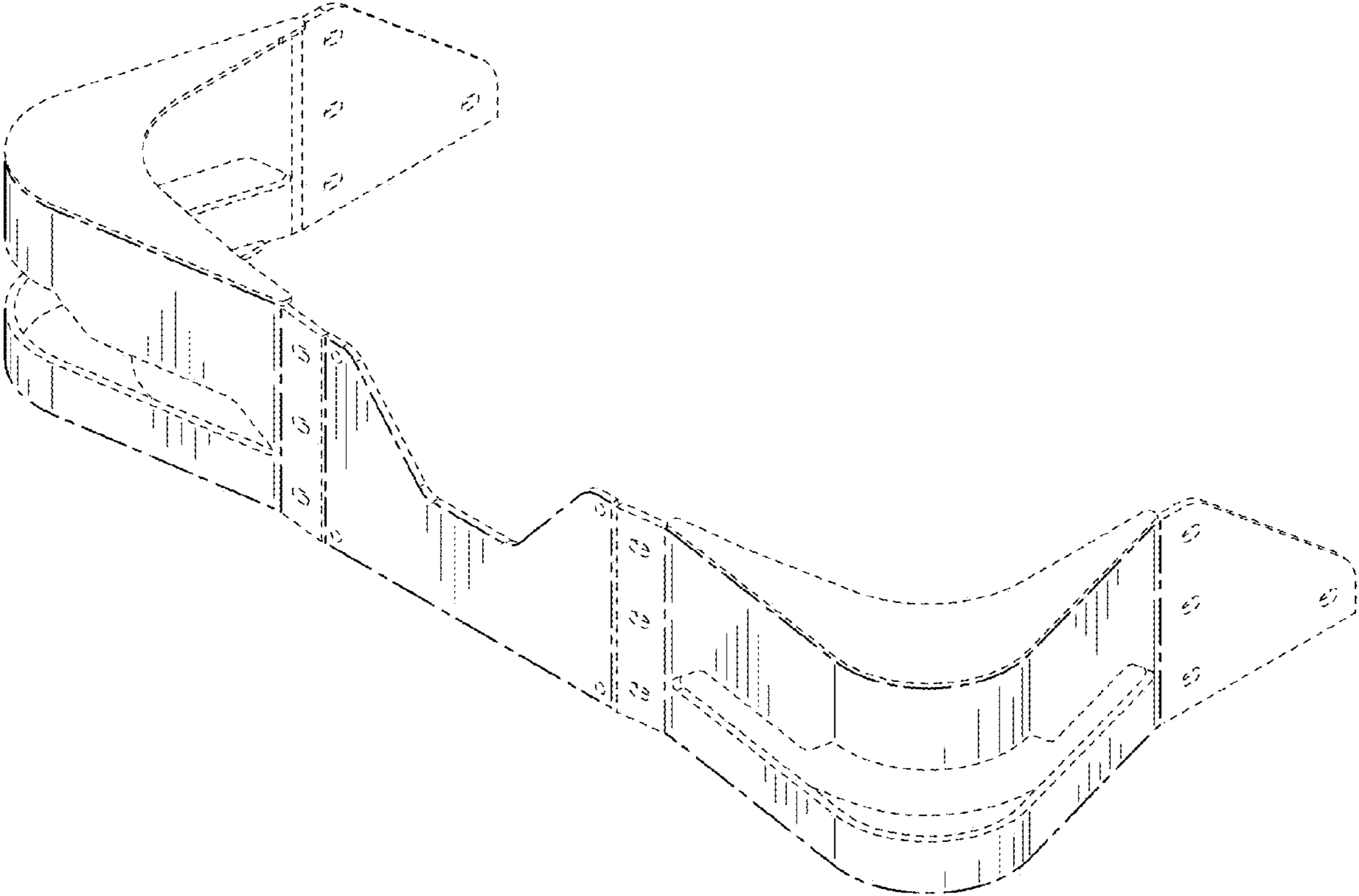


FIG. 2

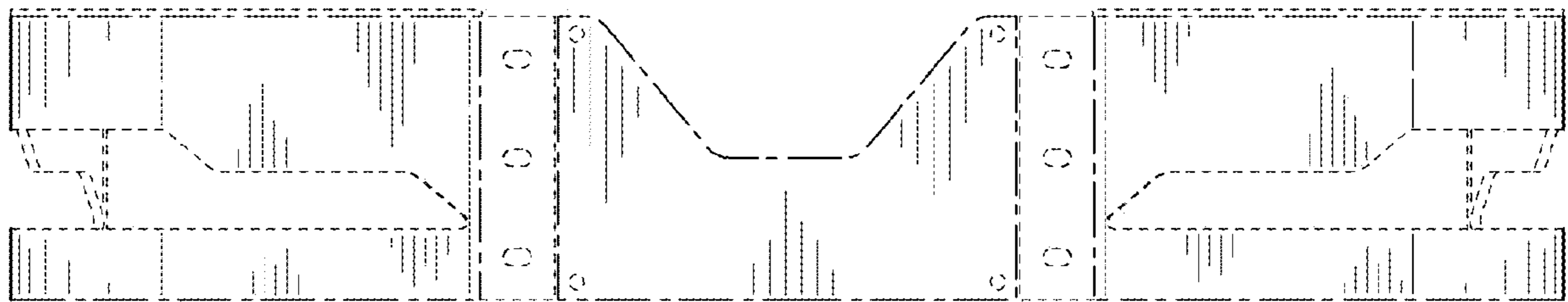


FIG. 3

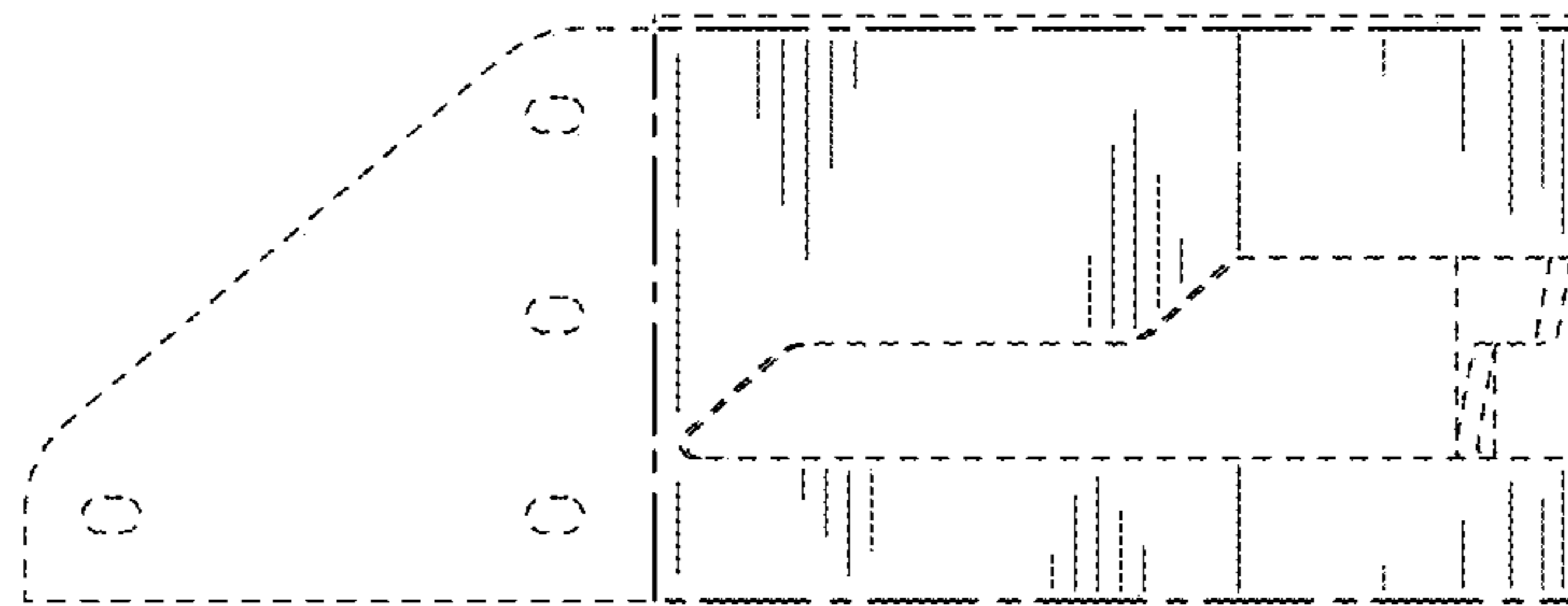


FIG. 4

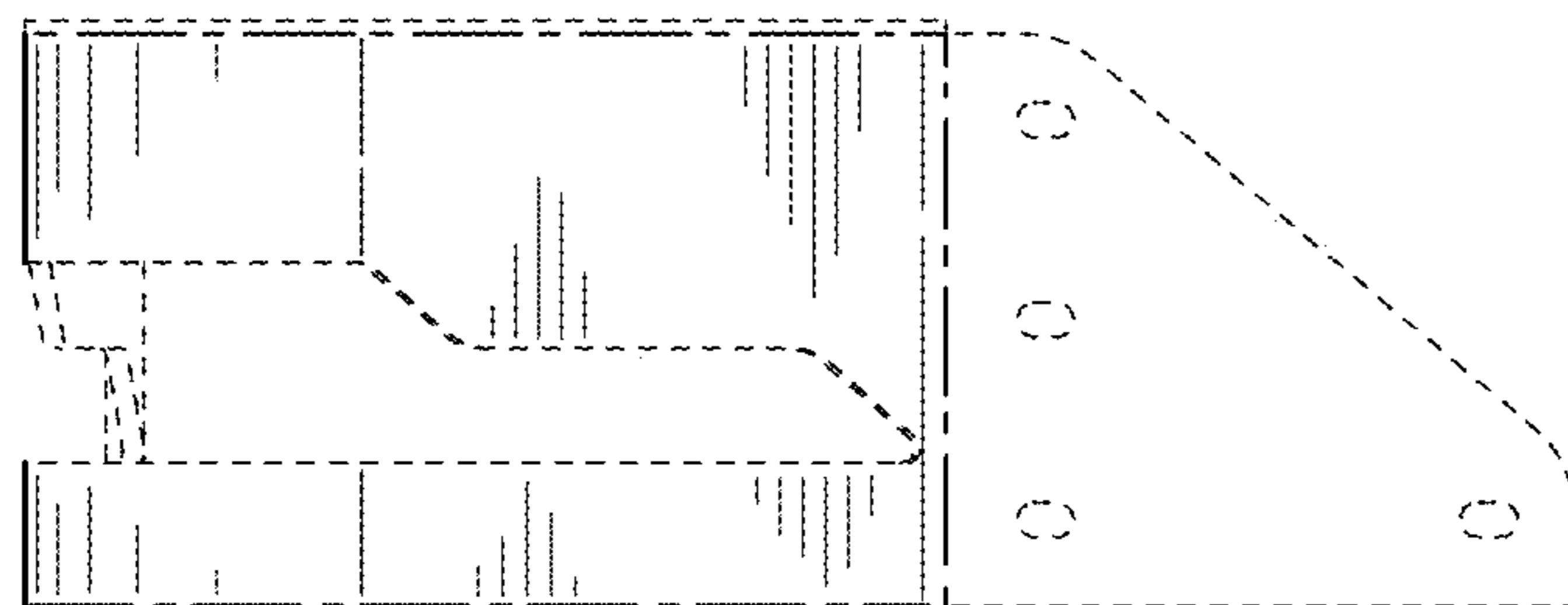


FIG. 5




FIG. 6

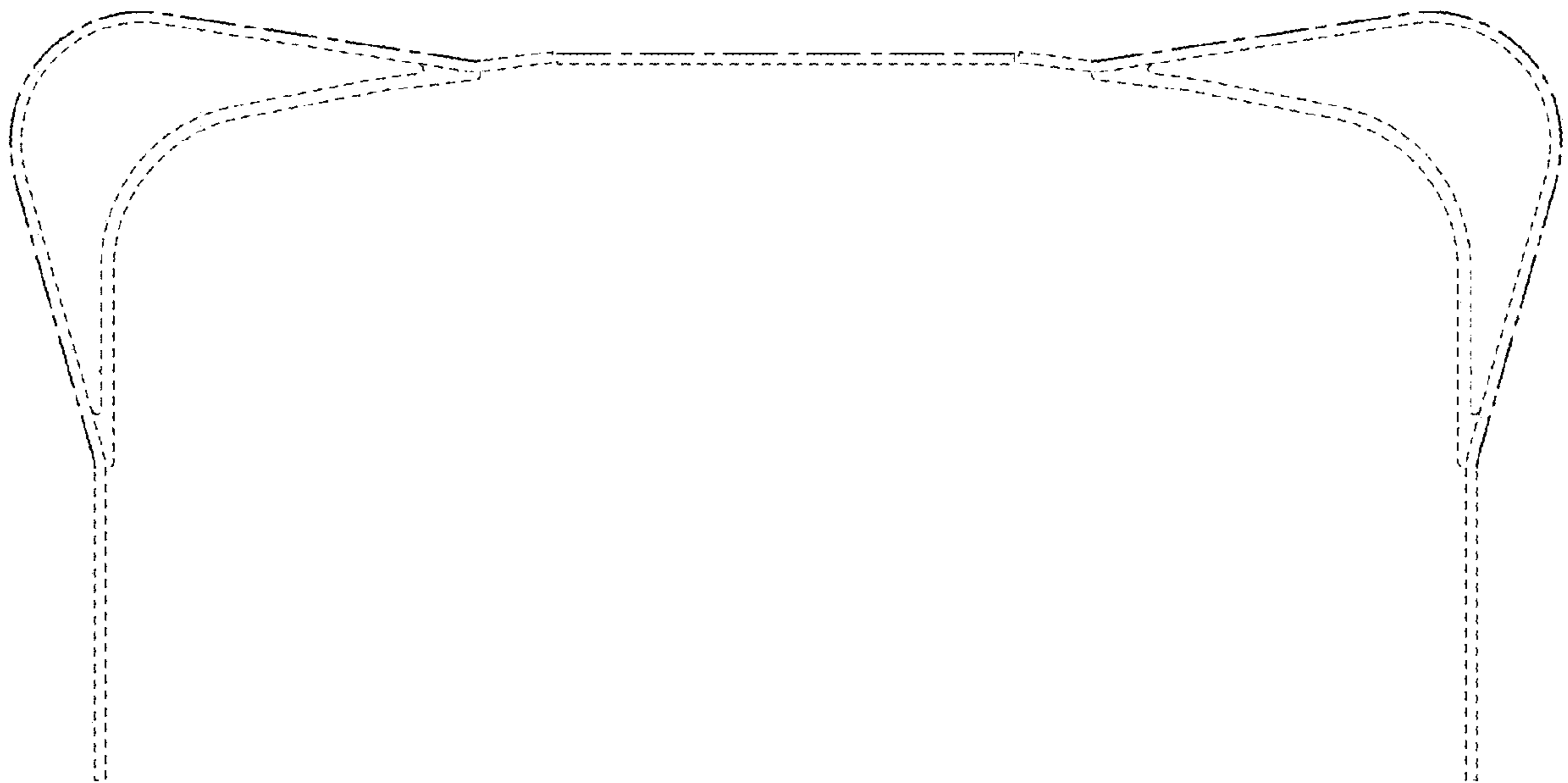


FIG. 7