



US00D967564S

(12) **United States Design Patent** (10) **Patent No.:** **US D967,564 S**
Su (45) **Date of Patent:** **** Oct. 18, 2022**

- (54) **GLOVE PET TOY**
- (71) Applicant: **XIAMEN PAXUN TECHNOLOGY CO., LTD.**, Xiamen (CN)
- (72) Inventor: **Zhichun Su**, Xiamen (CN)
- (73) Assignee: **XIAMEN PAXUN TECHNOLOGY CO., LTD.**, Xiamen (CN)

D769,371 S * 10/2016 De Felice D20/33
 D792,933 S * 7/2017 Warner D21/787
 D838,052 S 1/2019 Phillips
 2009/0193562 A1* 8/2009 Magglo A63H 3/14
 2/167
 2017/0280794 A1* 10/2017 Parrish A41D 19/01

FOREIGN PATENT DOCUMENTS

CN 202130242156.1 * 8/2021

- (**) Term: **15 Years**
- (21) Appl. No.: **29/821,255**

OTHER PUBLICATIONS

Feeko, Dog Chew Toy, amazon.com May 10, 2021, retrieved Sep. 1, 2022, https://www.amazon.com/Feeko-Interactive-Aggressive-Training-Cleaning/dp/B094J6DG9Y?ref_ast_sto_dp&th=1 (Year: 2021).*

- (22) Filed: **Dec. 28, 2021**
- (51) **LOC (13) Cl.** **30-99**
- (52) **U.S. Cl.**
USPC **D30/160; D21/483**
- (58) **Field of Classification Search**
USPC D21/483, 588, 587, 787; D30/160;
D29/116.1
CPC A01K 15/025; A01K 15/02; A01K 15/026;
A01K 5/0114; A63H 3/14; A63H 3/02
See application file for complete search history.

* cited by examiner

Primary Examiner — Katherine A Holbrow
(74) *Attorney, Agent, or Firm* — True Shepherd, LLC;
Andrew Cheng

(56) **References Cited**

CLAIM

(57) The ornamental design for a glove pet toy, as shown and described.

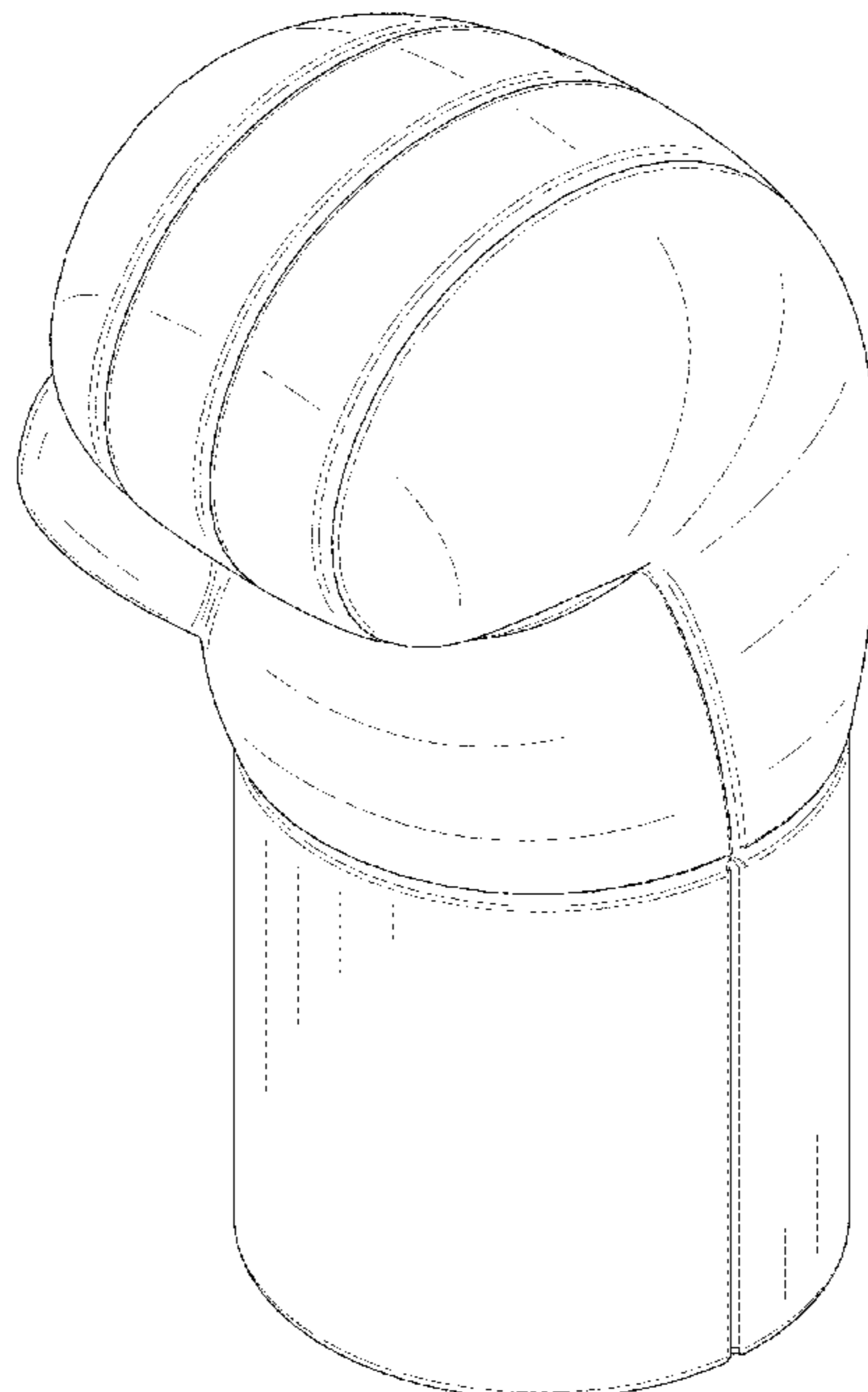
U.S. PATENT DOCUMENTS

DESCRIPTION

- 2,284,300 A * 5/1942 Portal A63B 71/145
2/18
- D249,400 S * 9/1978 Pearson D11/104
- 4,425,668 A * 1/1984 Wen-Jen A63B 71/145
2/18
- 4,824,097 A * 4/1989 Axtell A63H 3/14
446/26
- D374,469 S * 10/1996 Barra D21/684
- D516,133 S * 2/2006 Fine D21/483
- D536,156 S * 2/2007 McSweeney D2/615
- D585,260 S * 1/2009 Smith D8/75

FIG. 1 is a front, right and top perspective view of a glove pet toy, showing my design.
 FIG. 2 is a front, left and bottom perspective view thereof.
 FIG. 3 is a front elevation view thereof.
 FIG. 4 is a rear elevation view thereof.
 FIG. 5 is a left side elevation view thereof.
 FIG. 6 is a right side elevation view thereof.
 FIG. 7 is a top plan view thereof; and,
 FIG. 8 is a bottom plan view thereof.

1 Claim, 8 Drawing Sheets



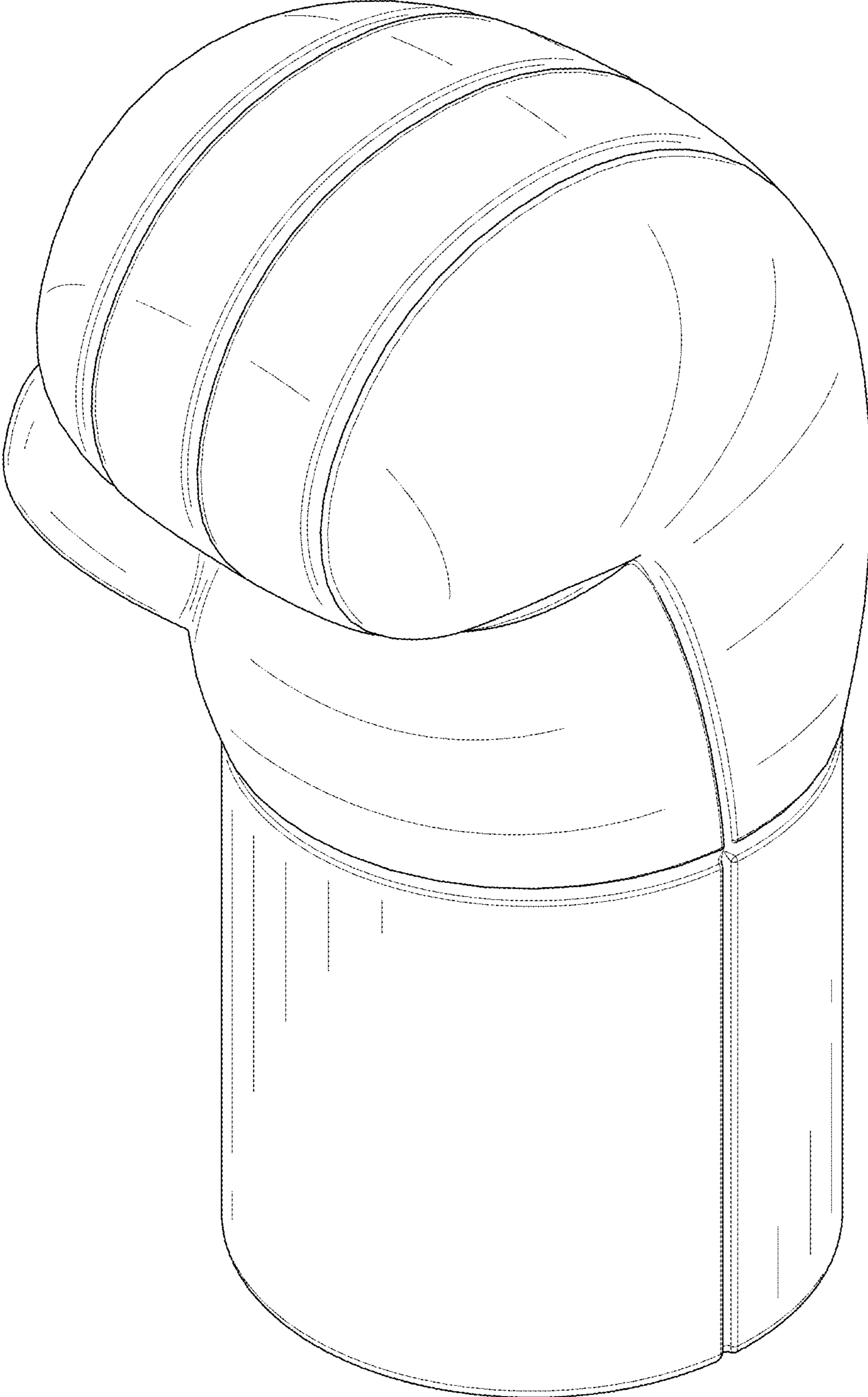


FIG. 1

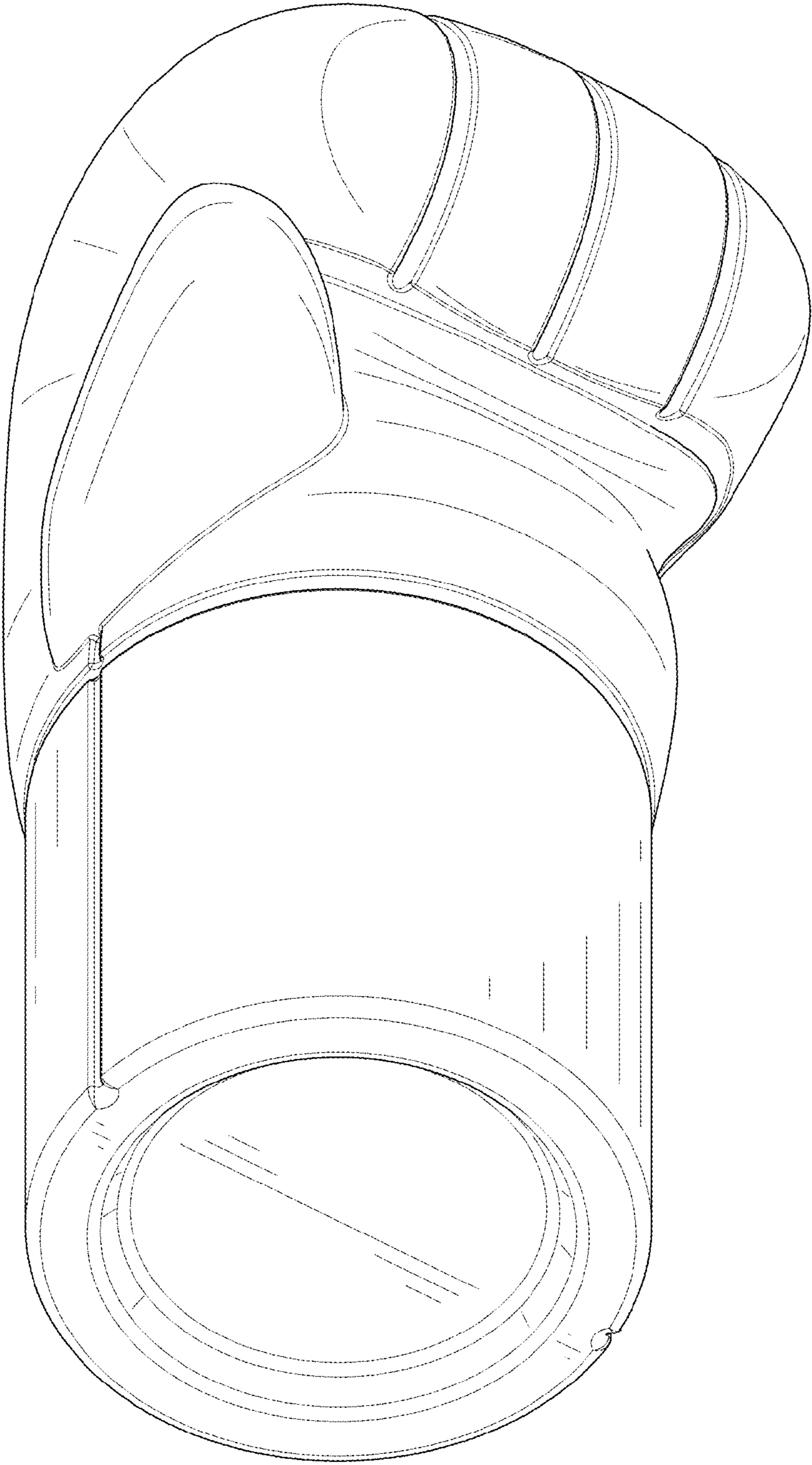


FIG. 2




FIG. 3




FIG. 4

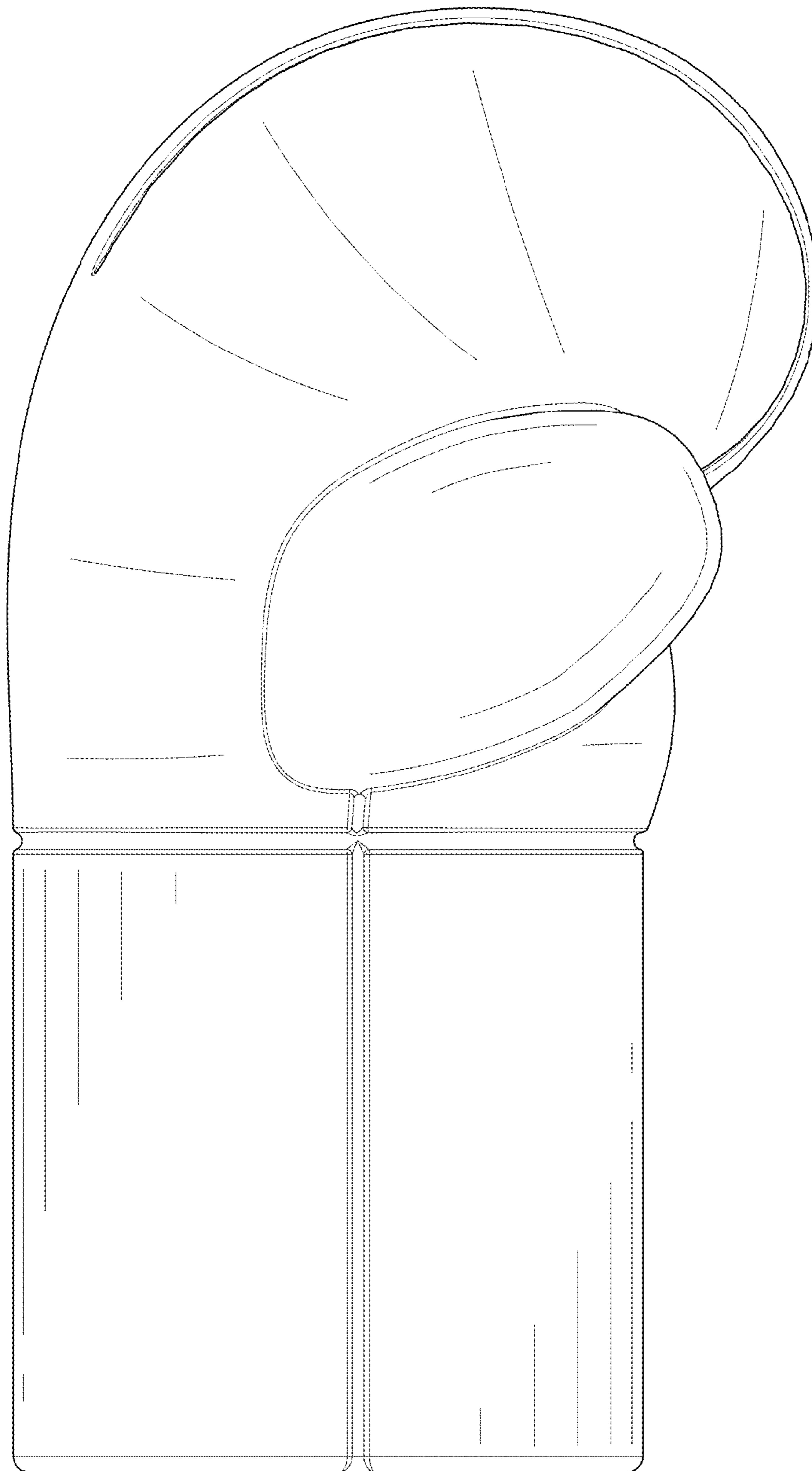


FIG. 5




FIG.6

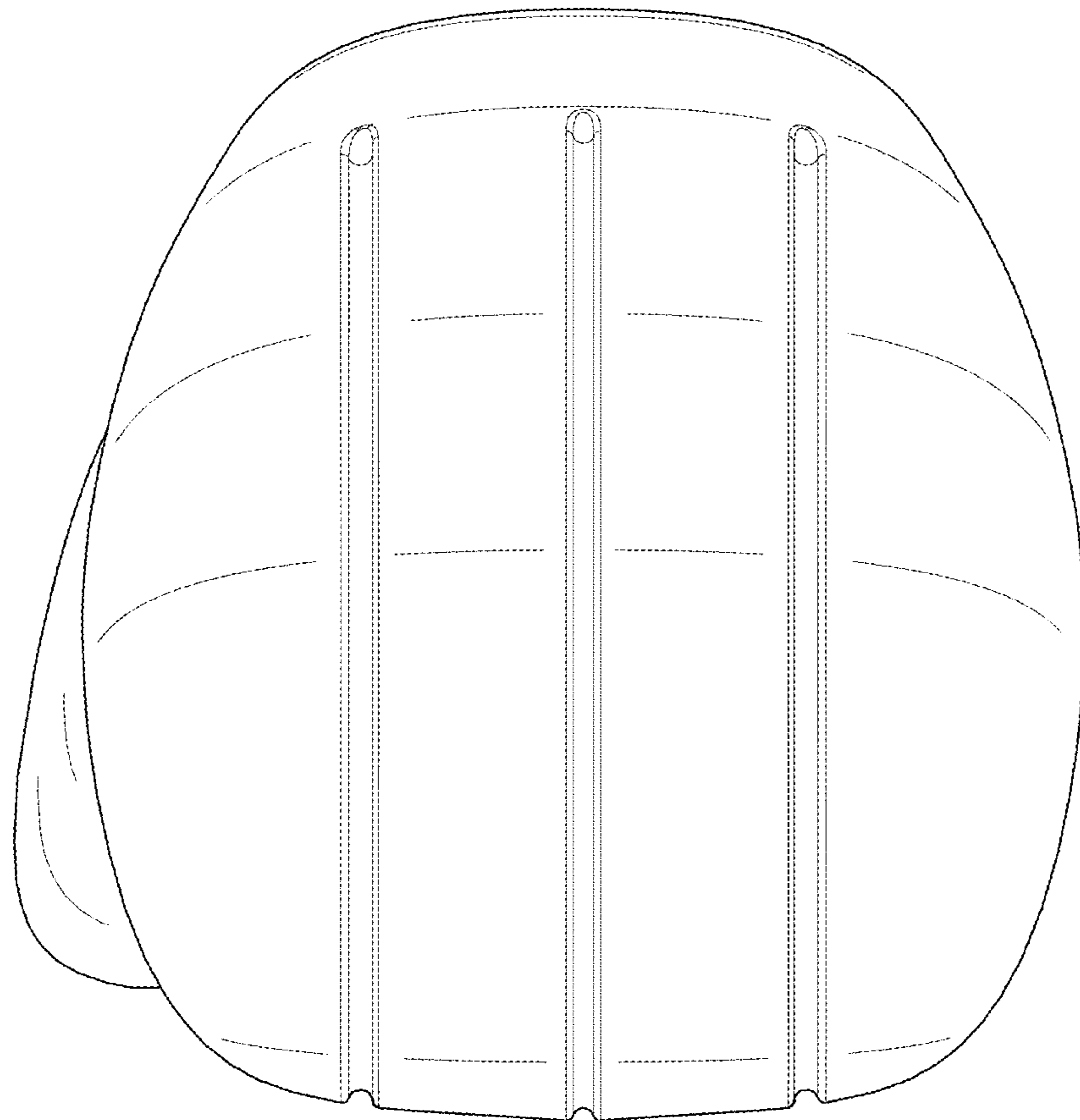


FIG. 7

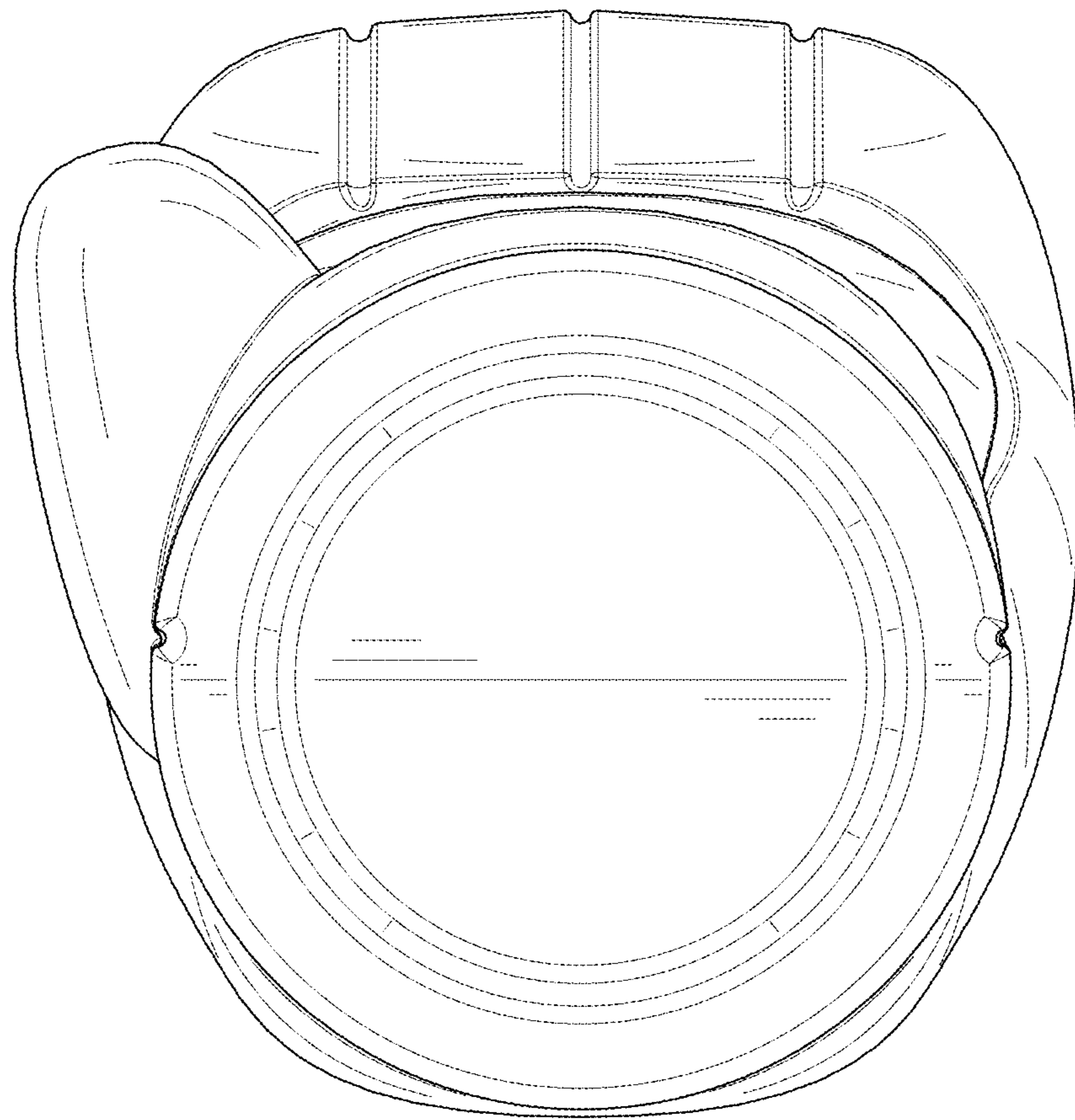


FIG. 8