



US00D967553S

(12) **United States Design Patent** (10) **Patent No.:** **US D967,553 S**
Sternal et al. (45) **Date of Patent:** **** Oct. 18, 2022**

(54) **ANIMAL CAGE**
(71) Applicant: **CENTRAL GARDEN & PET COMPANY**, Walnut Creek, CA (US)
(72) Inventors: **Lawrence Sternal**, Kansasville, WI (US); **Jason Casto**, Antioch, IL (US)
(73) Assignee: **CENTRAL GARDEN & PET COMPANY**, Walnut Creek, CA (US)
(**) Term: **15 Years**
(21) Appl. No.: **29/723,344**
(22) Filed: **Feb. 6, 2020**
(51) **LOC (13) Cl.** **30-02**
(52) **U.S. Cl.**
USPC **D30/114**
(58) **Field of Classification Search**
USPC D30/114-117
CPC .. A01K 1/0227; A01K 1/0236; A01K 1/0245;
A01K 1/0272; A01K 1/0281; A01K 1/029;
A01K 1/031; A01K 1/032; A01K 31/002;
A01K 31/06; A01K 31/07; A01K 31/08
See application file for complete search history.

D827,945 S * 9/2018 Lamerton D30/114
D828,642 S * 9/2018 Lamerton D30/114
D828,643 S * 9/2018 Lamerton D30/114
D828,644 S * 9/2018 Lamerton D30/114
D828,645 S * 9/2018 Lamerton D30/114
D828,962 S * 9/2018 Lamerton D30/114
D834,263 S * 11/2018 Lamerton D30/114
D858,899 S * 9/2019 Miiller D30/114
D866,873 S * 11/2019 Lamerton D30/114
D897,048 S * 9/2020 Okayama D30/116
D907,861 S * 1/2021 Muto D30/116
D921,995 S * 6/2021 Gao D30/108
D930,265 S * 9/2021 Tuthill D30/118
2002/0088409 A1 * 7/2002 Huang A01K 31/06
119/459

* cited by examiner

Primary Examiner — Sheryl Lane
Assistant Examiner — Aula Soroush
(74) *Attorney, Agent, or Firm* — Grossman, Tucker, Perreault & Pflieger, PLLC

(57) **CLAIM**

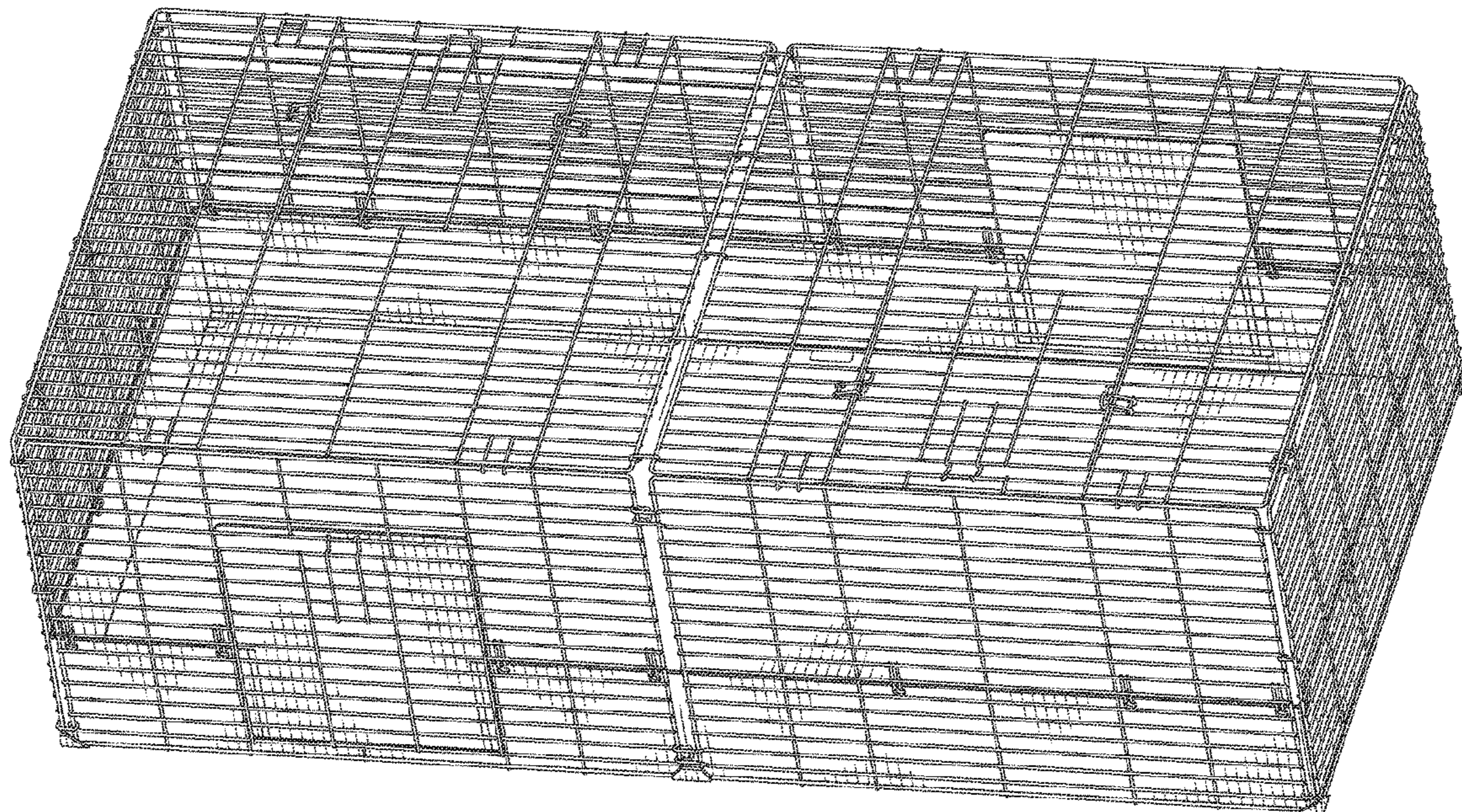
The ornamental design for an animal cage, as shown.

DESCRIPTION

FIG. 1 is a perspective view of an animal cage of the present invention;
FIG. 2 is a front view thereof;
FIG. 3 is a rear view thereof;
FIG. 4 is a left side elevation view thereof;
FIG. 5 is a right side elevation view thereof;
FIG. 6 is a top view thereof;
FIG. 7 is a bottom view thereof; and,
FIG. 8 is an exploded view of the animal cage herein.
The dot-dashed lines in the drawings illustrate shading and form no part of the claimed design.

1 Claim, 8 Drawing Sheets

(56) **References Cited**
U.S. PATENT DOCUMENTS
D652,998 S * 1/2012 Cantwell D30/114
D653,405 S * 1/2012 Cantwell D30/114
D653,814 S * 2/2012 Cantwell D30/114
D825,113 S * 8/2018 Langenwalter D30/114
D827,940 S * 9/2018 Lamerton D30/114
D827,941 S * 9/2018 Lamerton D30/114
D827,942 S * 9/2018 Lamerton D30/114
D827,943 S * 9/2018 Lamerton D30/114
D827,944 S * 9/2018 Lamerton D30/114






FIG. 1

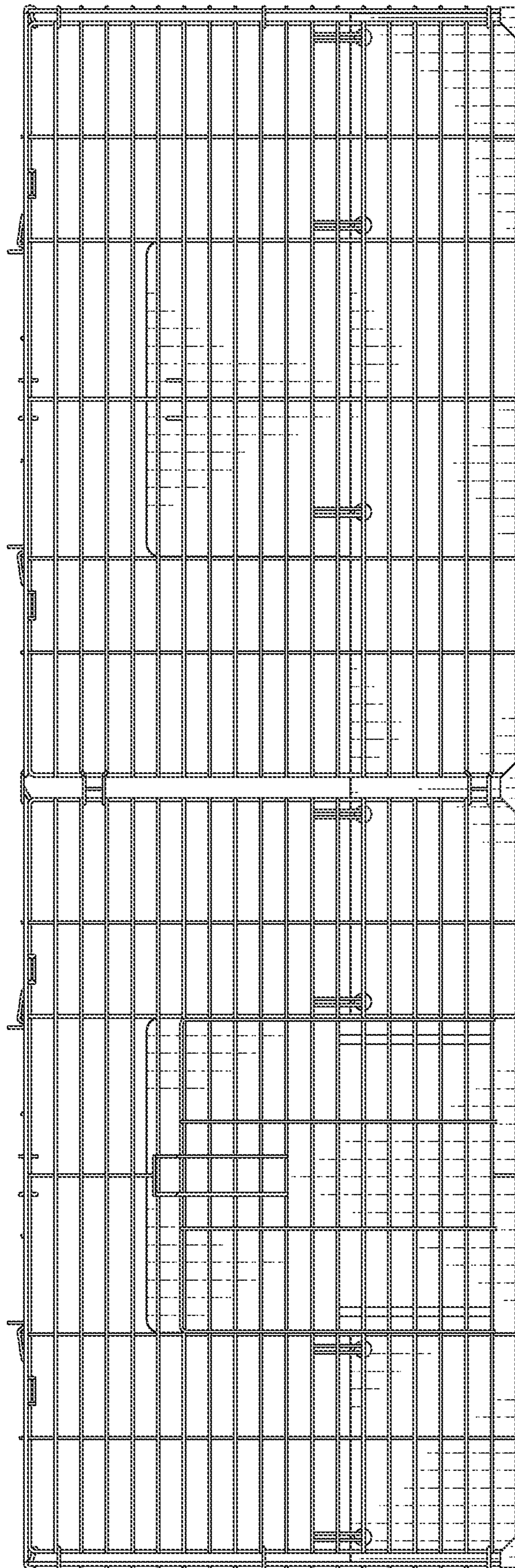


FIG. 2

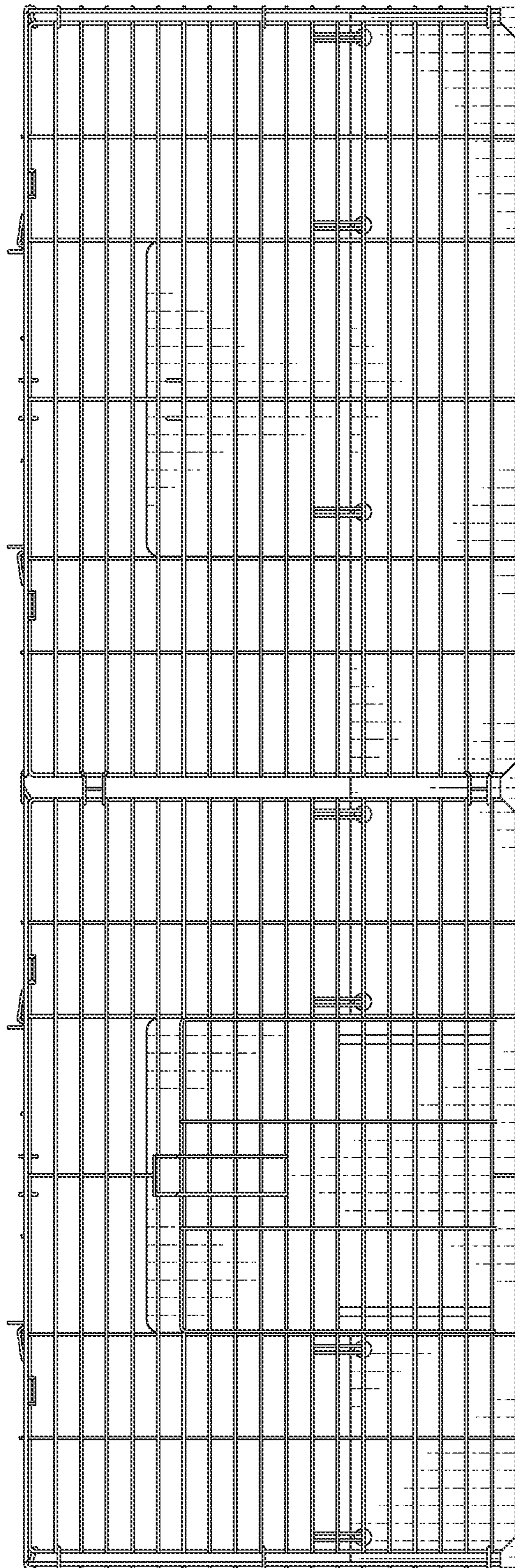


FIG. 3

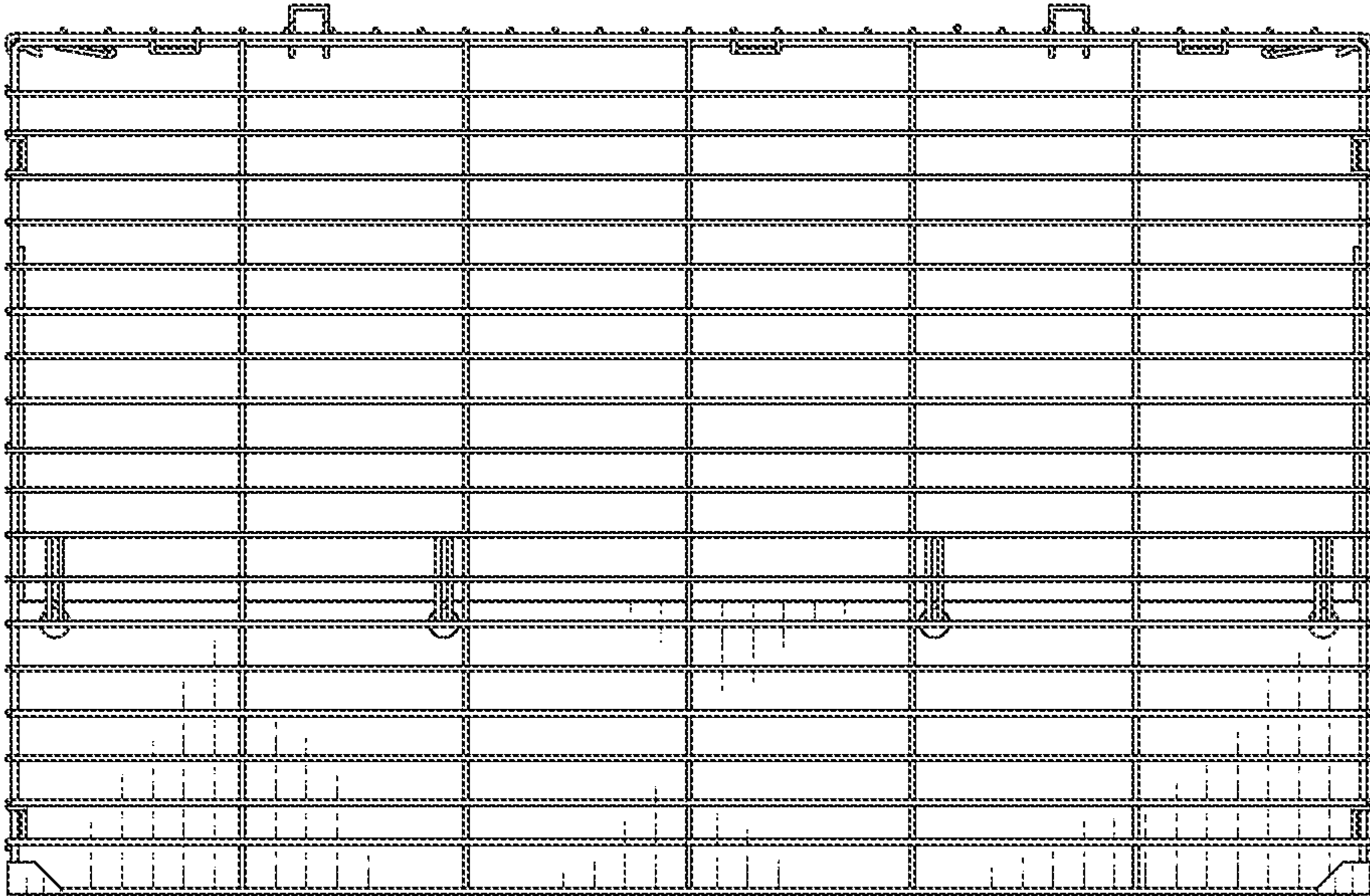


FIG. 4

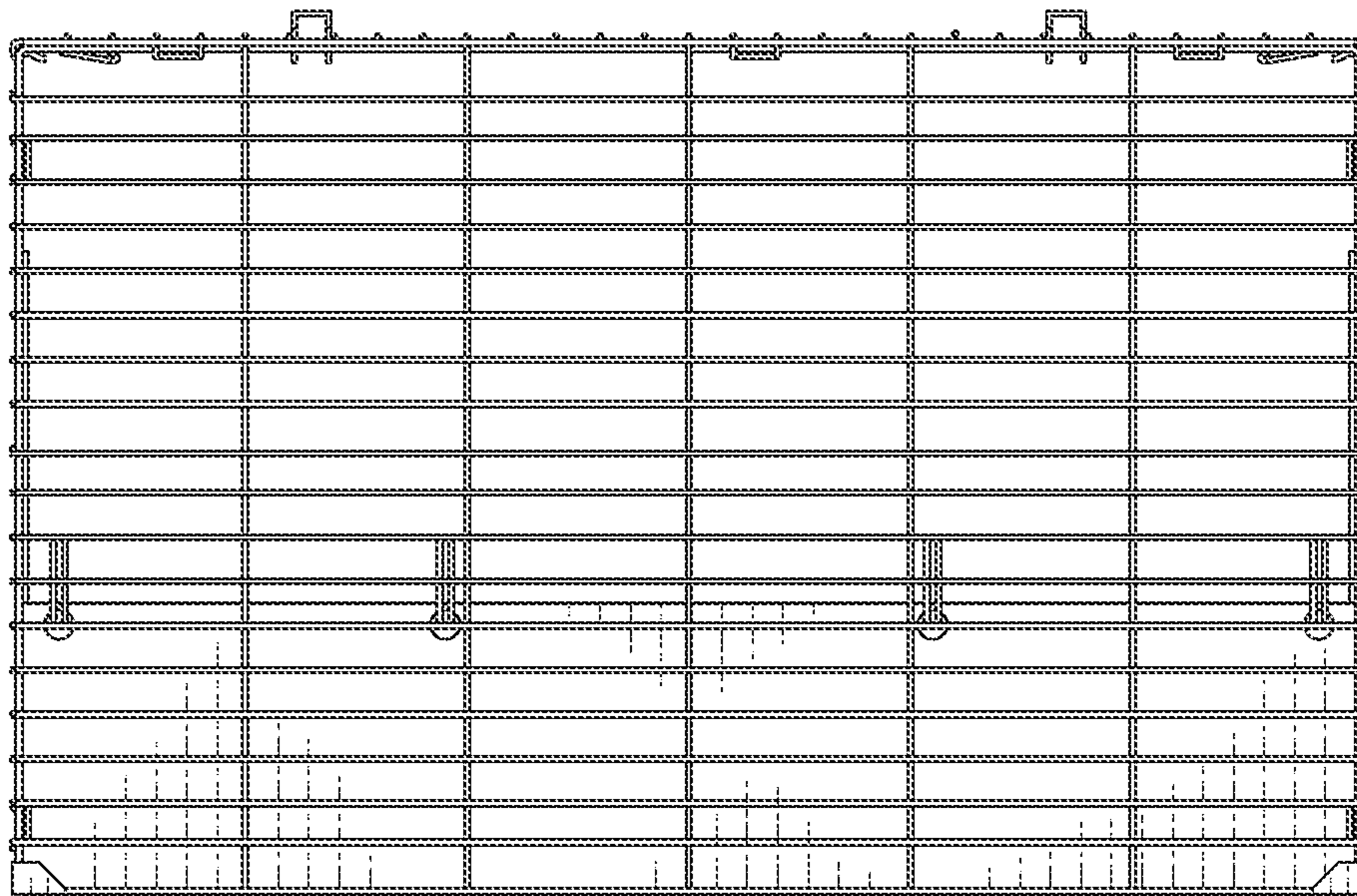


FIG. 5




FIG. 6




FIG. 7

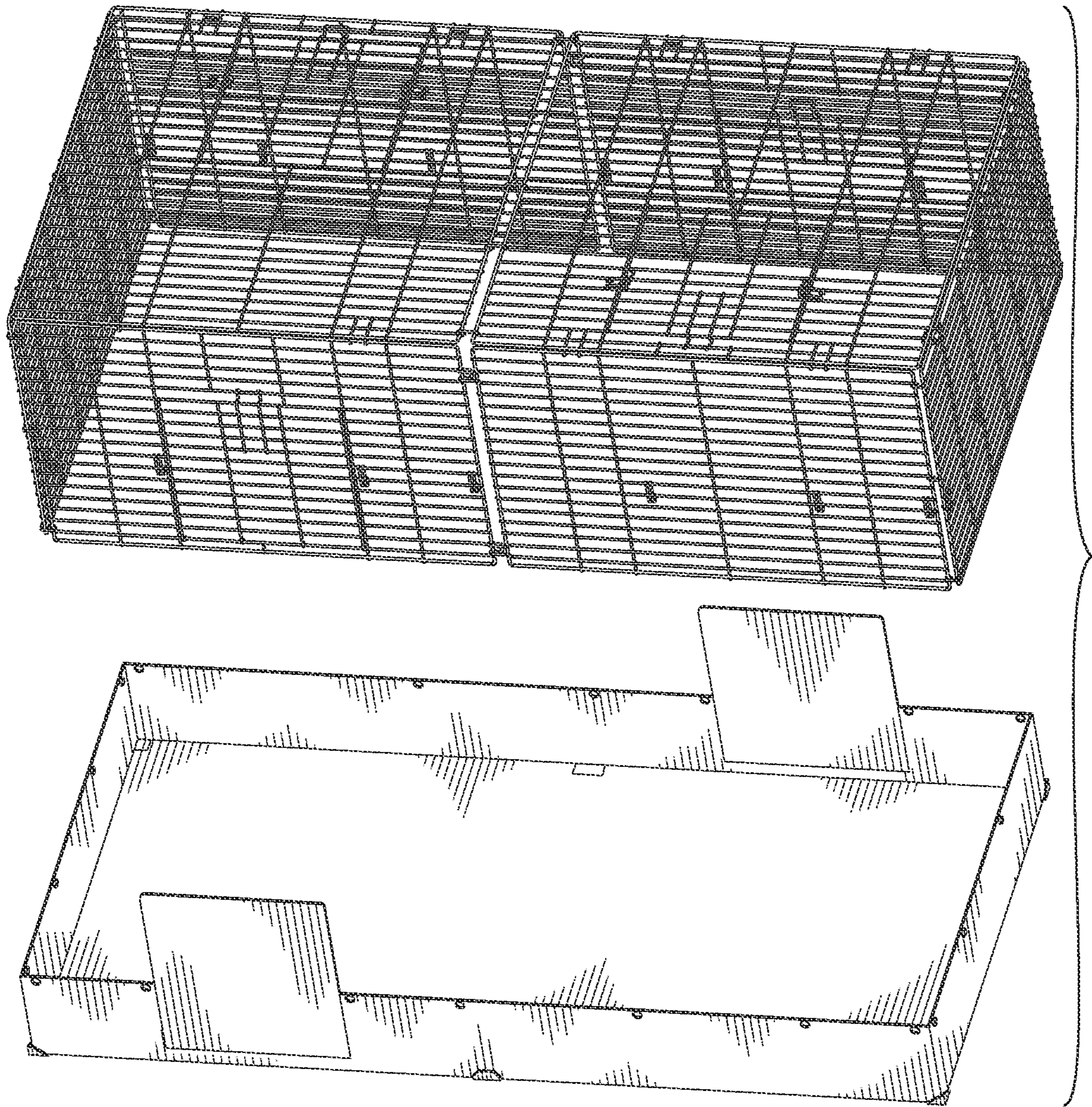


FIG. 8